Online ISSN: 2249-4626
Print ISSN: 0975-5896

Global Journal of Science Frontier Research: A

Physics and Space Science

Highlights

- Exp -Expansion Method
- Traveling Wave Solutions
- Klein-Gordon Equation
- Mathematical Modeling of Thyme

Discovering Thoughts, Inventing Future

VOLUME 13 ISSUE 8 VERSION 1.0

© 2001-2013 by Global Journal of Science Frontier Research , USA

Global Journal of Science Frontier Research: A
Physics & Space Science

Global Journal of Science Frontier Research: A
Physics & Space Science

Volume 13 Issue 8 (Ver. 1.0)

Open Association of Research Society

© Global Journal of Science Frontier Research .2013.

All rights reserved.

This is a special issue published in version 1.0 of "Global Journal of Science Frontier Research." By Global Journals Inc.

All articles are open access articles distributed under "Global Journal of Science Frontier Research"

Reading License, which permits restricted use. Entire contents are copyright by of "Global Journal of Science Frontier Research" unless otherwise noted on specific articles.

No part of this publication may be reproduced or transmitted in any form or by any means, electronic or mechanical, including photocopy, recording, or any information storage and retrieval system, without written permission.

The opinions and statements made in this book are those of the authors concerned. Ultraculture has not verified and neither confirms nor denies any of the foregoing and no warranty or fitness is implied.

Engage with the contents herein at your own risk.

The use of this journal, and the terms and conditions for our providing information, is governed by our Disclaimer, Terms and Conditions and Privacy Policy given on our website http://globaljournals.us/terms-and-condition/menu-id-1463/

By referring / using / reading / any type of association / referencing this journal, this signifies and you acknowledge that you have read them and that you accept and will be bound by the terms thereof.

All information, journals, this journal, activities undertaken, materials, services and our website, terms and conditions, privacy policy, and this journal is subject to change anytime without any prior notice.

Incorporation No.: 0423089
License No.: 42125/022010/1186
Registration No.: 430374
Import-Export Code: 1109007027
Employer Identification Number (EIN):
USA Tax ID: 98-0673427

Global Journals Inc.

*(A Delaware USA Incorporation with "Good Standing"; **Reg. Number: 0423089**)*

Sponsors: Open Association of Research Society
Open Scientific Standards

Publisher's Headquarters office

Global Journals Headquarters
301st Edgewater Place Suite, 100 Edgewater Dr.-Pl,
Wakefield MASSACHUSETTS, Pin: 01880,
United States of America
USA Toll Free: +001-888-839-7392
USA Toll Free Fax: +001-888-839-7392

Offset Typesetting

Global Journals Incorporated
2nd, Lansdowne, Lansdowne Rd., Croydon-Surrey,
Pin: CR9 2ER, United Kingdom

Packaging & Continental Dispatching

Global Journals
E-3130 Sudama Nagar, Near Gopur Square,
Indore, M.P., Pin:452009, India

Find a correspondence nodal officer near you

To find nodal officer of your country, please email us at *local@globaljournals.org*

eContacts

Press Inquiries: *press@globaljournals.org*
Investor Inquiries: *investers@globaljournals.org*
Technical Support: *technology@globaljournals.org*
Media & Releases: *media@globaljournals.org*

Pricing (Including by Air Parcel Charges):

For Authors:
22 USD (B/W) & 50 USD (Color)
Yearly Subscription (Personal & Institutional):
200 USD (B/W) & 250 USD (Color)

Integrated Editorial Board
(Computer Science, Engineering, Medical, Management, Natural Science, Social Science)

John A. Hamilton,"Drew" Jr.,
Ph.D., Professor, Management
Computer Science and Software Engineering
Director, Information Assurance Laboratory
Auburn University

Dr. Henry Hexmoor
IEEE senior member since 2004
Ph.D. Computer Science, University at Buffalo
Department of Computer Science
Southern Illinois University at Carbondale

Dr. Osman Balci, Professor
Department of Computer Science
Virginia Tech, Virginia University
Ph.D.and M.S.Syracuse University, Syracuse, New York
M.S. and B.S. Bogazici University, Istanbul, Turkey

Yogita Bajpai
M.Sc. (Computer Science), FICCT
U.S.A.Email:
yogita@computerresearch.org

Dr. T. David A. Forbes
Associate Professor and Range Nutritionist
Ph.D. Edinburgh University - Animal Nutrition
M.S. Aberdeen University - Animal Nutrition
B.A. University of Dublin- Zoology

Dr. Wenying Feng
Professor, Department of Computing & Information Systems
Department of Mathematics
Trent University, Peterborough,
ON Canada K9J 7B8

Dr. Thomas Wischgoll
Computer Science and Engineering,
Wright State University, Dayton, Ohio
B.S., M.S., Ph.D.
(University of Kaiserslautern)

Dr. Abdurrahman Arslanyilmaz
Computer Science & Information Systems Department
Youngstown State University
Ph.D., Texas A&M University
University of Missouri, Columbia
Gazi University, Turkey

Dr. Xiaohong He
Professor of International Business
University of Quinnipiac
BS, Jilin Institute of Technology; MA, MS, PhD,. (University of Texas-Dallas)

Burcin Becerik-Gerber
University of Southern California
Ph.D. in Civil Engineering
DDes from Harvard University
M.S. from University of California, Berkeley & Istanbul University

Dr. Bart Lambrecht
Director of Research in Accounting and FinanceProfessor of Finance
Lancaster University Management School
BA (Antwerp); MPhil, MA, PhD (Cambridge)

Dr. Carlos García Pont
Associate Professor of Marketing
IESE Business School, University of Navarra
Doctor of Philosophy (Management), Massachusetts Institute of Technology (MIT)
Master in Business Administration, IESE, University of Navarra
Degree in Industrial Engineering, Universitat Politècnica de Catalunya

Dr. Fotini Labropulu
Mathematics - Luther College
University of ReginaPh.D., M.Sc. in Mathematics
B.A. (Honors) in Mathematics
University of Windso

Dr. Lynn Lim
Reader in Business and Marketing
Roehampton University, London
BCom, PGDip, MBA (Distinction), PhD, FHEA

Dr. Mihaly Mezei
ASSOCIATE PROFESSOR
Department of Structural and Chemical Biology, Mount Sinai School of Medical Center
Ph.D., Etvs Lornd University
Postdoctoral Training,
New York University

Dr. Söhnke M. Bartram
Department of Accounting and FinanceLancaster University Management SchoolPh.D. (WHU Koblenz)
MBA/BBA (University of Saarbrücken)

Dr. Miguel Angel Ariño
Professor of Decision Sciences
IESE Business School
Barcelona, Spain (Universidad de Navarra)
CEIBS (China Europe International Business School).
Beijing, Shanghai and Shenzhen
Ph.D. in Mathematics
University of Barcelona
BA in Mathematics (Licenciatura)
University of Barcelona

Philip G. Moscoso
Technology and Operations Management
IESE Business School, University of Navarra
Ph.D in Industrial Engineering and Management, ETH Zurich
M.Sc. in Chemical Engineering, ETH Zurich

Dr. Sanjay Dixit, M.D.
Director, EP Laboratories, Philadelphia VA Medical Center
Cardiovascular Medicine - Cardiac Arrhythmia
Univ of Penn School of Medicine

Dr. Han-Xiang Deng
MD., Ph.D
Associate Professor and Research Department Division of Neuromuscular Medicine
Davee Department of Neurology and Clinical NeuroscienceNorthwestern University Feinberg School of Medicine

Dr. Pina C. Sanelli
Associate Professor of Public Health
Weill Cornell Medical College
Associate Attending Radiologist
NewYork-Presbyterian Hospital
MRI, MRA, CT, and CTA
Neuroradiology and Diagnostic Radiology
M.D., State University of New York at Buffalo,School of Medicine and Biomedical Sciences

Dr. Roberto Sanchez
Associate Professor
Department of Structural and Chemical Biology
Mount Sinai School of Medicine
Ph.D., The Rockefeller University

Dr. Wen-Yih Sun
Professor of Earth and Atmospheric SciencesPurdue University Director National Center for Typhoon and Flooding Research, Taiwan University Chair Professor Department of Atmospheric Sciences, National Central University, Chung-Li, TaiwanUniversity Chair Professor Institute of Environmental Engineering, National Chiao Tung University, Hsin-chu, Taiwan.Ph.D., MS The University of Chicago, Geophysical Sciences
BS National Taiwan University, Atmospheric Sciences
Associate Professor of Radiology

Dr. Michael R. Rudnick
M.D., FACP
Associate Professor of Medicine
Chief, Renal Electrolyte and Hypertension Division (PMC)
Penn Medicine, University of Pennsylvania
Presbyterian Medical Center, Philadelphia
Nephrology and Internal Medicine
Certified by the American Board of Internal Medicine

Dr. Bassey Benjamin Esu
B.Sc. Marketing; MBA Marketing; Ph.D Marketing
Lecturer, Department of Marketing, University of Calabar
Tourism Consultant, Cross River State Tourism Development Department
Co-ordinator , Sustainable Tourism Initiative, Calabar, Nigeria

Dr. Aziz M. Barbar, Ph.D.
IEEE Senior Member
Chairperson, Department of Computer Science
AUST - American University of Science & Technology
Alfred Naccash Avenue – Ashrafieh

President Editor (HON.)

Dr. George Perry, (Neuroscientist)
Dean and Professor, College of Sciences
Denham Harman Research Award (American Aging Association)
ISI Highly Cited Researcher, Iberoamerican Molecular Biology Organization
AAAS Fellow, Correspondent Member of Spanish Royal Academy of Sciences
University of Texas at San Antonio
Postdoctoral Fellow (Department of Cell Biology)
Baylor College of Medicine
Houston, Texas, United States

Chief Author (HON.)

Dr. R.K. Dixit
M.Sc., Ph.D., FICCT
Chief Author, India
Email: authorind@computerresearch.org

Dean & Editor-in-Chief (HON.)

Vivek Dubey(HON.)
MS (Industrial Engineering),
MS (Mechanical Engineering)
University of Wisconsin, FICCT
Editor-in-Chief, USA
editorusa@computerresearch.org

Sangita Dixit
M.Sc., FICCT
Dean & Chancellor (Asia Pacific)
deanind@computerresearch.org

Suyash Dixit
(B.E., Computer Science Engineering), FICCTT
President, Web Administration and
Development , CEO at IOSRD
COO at GAOR & OSS

Er. Suyog Dixit
(M. Tech), BE (HONS. in CSE), FICCT
SAP Certified Consultant
CEO at IOSRD, GAOR & OSS
Technical Dean, Global Journals Inc. (US)
Website: www.suyogdixit.com
Email:suyog@suyogdixit.com

Pritesh Rajvaidya
(MS) Computer Science Department
California State University
BE (Computer Science), FICCT
Technical Dean, USA
Email: pritesh@computerresearch.org

Luis Galárraga
J!Research Project Leader
Saarbrücken, Germany

Contents of the Volume

i. Copyright Notice
ii. Editorial Board Members
iii. Chief Author and Dean
iv. Table of Contents
v. From the Chief Editor's Desk
vi. Research and Review Papers

1. Klein-Gordon Equation for a Particle in Brane Model. *1-5*
2. Traveling Wave Solutions of the (1+1)-Dimensional Compound KdVB Equation by Exp $(-\Phi(\eta))$-Expansion Method. *7-13*
3. Dehydration Characteristics and Mathematical Modeling of Thyme Leaves using the Microwave Process. *15-21*

vii. Auxiliary Memberships
viii. Process of Submission of Research Paper
ix. Preferred Author Guidelines
x. Index

Global Journal of Science Frontier Research
Physics and Space Science
Volume 13 Issue 8 Version 1.0 Year 2013
Type : Double Blind Peer Reviewed International Research Journal
Publisher: Global Journals Inc. (USA)
Online ISSN: 2249-4626 & Print ISSN: 0975-5896

Klein-Gordon Equation for a Particle in Brane Model

By S.N. Andrianov, R.A. Daishev & S.M. Kozyrev

Abstract- Brane model of universe is considered for a free particle. Conservation laws on the brane are obtained using the symmetry properties of the brane. Equation of motion is derived for a particle using variation principle from these conservation laws. This equation includes terms accounting the variation of brane radius. Its solution is obtained at some approximations. Dispersion relation for a particle and formula for variation of its speed at variation of brane curvature are derived.

GJSFR-A Classification : FOR Code: 240000

KLEIN-GORDON EQUATION FOR A PARTICLE IN BRANE MODEL

Strictly as per the compliance and regulations of :

© 2013. S.N. Andrianov, R.A. Daishev & S.M. Kozyrev. This is a research/review paper, distributed under the terms of the Creative Commons Attribution-Noncommercial 3.0 Unported License http://creativecommons.org/licenses/by-nc/3.0/), permitting all non commercial use, distribution, and reproduction in any medium, provided the original work is properly cited.

Klein-Gordon Equation for a Particle in Brane Model

S.N. Andrianov [α], R.A. Daishev [σ] & S.M. Kozyrev [ρ]

Abstract- Brane model of universe is considered for a free particle. Conservation laws on the brane are obtained using the symmetry properties of the brane. Equation of motion is derived for a particle using variation principle from these conservation laws. This equation includes terms accounting the variation of brane radius. Its solution is obtained at some approximations. Dispersion relation for a particle and formula for variation of its speed at variation of brane curvature are derived.

I. Introduction

The Klein-Gordon equation describing motion of a scalar particle is known in quantum field theory that does not account the changes of space metrics and changes of particles behavior connected with it [1]. These changes can be accounted by Einstein's equation. Wheeler - deWitt equation occupies the place of Einstein's equation in quantum theory [2]. The approach of Wheeler - de Witt is applied to brane theory of Universe [3], [4] in papers [5, 6].

In present paper, we will derive starting from the symmetry properties of the brane [7, 8, 9] the equation of motion for a particle in the framework of brane model with the account of its radius variation in universal space. This equation has a form of Klein-Gordon equation in curved space [10] accounting the field of brane fluctuations and describes particle temporal behavior with Einstein's or time dependent Wheeler - de Witt equation [11].

II. Energy Conservation Law

Let's consider our space as four dimensional hyper-surface that is the insertion in the space of higher dimension (Fig. 1). Then interval for a moving particle in normal Gauss coordinates can be written as

$$ds = \sqrt{g_{ij}dx^i dx^j - c^2 dt^2}, \qquad (2.1)$$

where g_{ij} is metric tensor dx^i, dx^j are differentials of coordinates (i, j = 0,1,2,3) on brane, dt is differential of universal time that is proportional to extra dimensional coordinate. Greek symbols will denote all indexes (a = 0,1,2,3,4). Then action can be written as

$$S = mc\int_0^T ds = \int_0^T L dt, \qquad (2.2)$$

where m is mass of particle, c is speed of light,

$$L = \sqrt{g_{ij}(m\dot{x}^i)(m\dot{x}^j) - m^2c^2}, \qquad (2.3)$$

is Lagrangian, T is current value of universal time in multidimensional space (proportional to the brane radius). Let's introduce the symmetry of configuration space as single parametric transformation group $f(q,\varepsilon)$:

$$t \to t+\varepsilon, x_i \to x_i(t+\varepsilon), \qquad (2.4)$$

$$f(q_i,\varepsilon) = x_i(t+\varepsilon), f(q_i,0) = x_i(t) \qquad (2.5)$$

conserving Lagrangian (2.3). According to Netter's theorem, first integral

$$I = \frac{\partial L}{\partial \dot{x}_i} h^i, \qquad (2.6)$$

where

$$h^i = \frac{\partial f^i}{\partial \varepsilon_{|\varepsilon=0}}, \qquad (2.7)$$

can be put in correspondence to each symmetry. Then

$$I = \frac{1}{L} g_{ij} m^2 \dot{x}^j \{\frac{\partial x_i(t+\varepsilon)}{\partial(t+\varepsilon)} \frac{\partial(t+\varepsilon)}{\partial\varepsilon}\}_{|\varepsilon=0}, \qquad (2.8)$$

or

$$g_{ij} m\dot{x}^i m\dot{x}^j = const, \qquad (2.9)$$

If the particle moves uniformly and rectilinearly on the background of Lorenz's metrics than we can choose reference system where $\dot{x}^{(1)} = \dot{x}^{(2)} = \dot{x}^{(3)} = 0$ and $\dot{x}^{(0)} = c$ when brane is expanding with velocity c. Then Eq. (2.9) yields

$$g_{ij} m\dot{x}^i m\dot{x}^j = m^2c^2. \qquad (2.10)$$

The same equation can be derived in the framework of quantum mechanical treatment. The wave function of particle in quasi-classical approximation is

Authors α σ ρ: Scientific center for gravity wave studies "Dulkyn", Kazan, Russia. e-mails: adrianovsn@mail.ru, Rinat.Daishev@ksu.ru, kozyrev@dulkyn.ru

© 2013 Global Journals Inc. (US)

$$\Psi = ae^{\frac{iS}{\hbar}}, \tag{2.11}$$

where a is slowly varying amplitude, S is action expressed by formulas (2.2), (2.3). Let's differentiate both sides of expression (2.11) by T neglecting the dependence of amplitude on time

$$\frac{d\Psi}{dt} = a\frac{i}{\hbar}e^{\frac{iS}{\hbar}}\frac{dS}{dT} = i\frac{c}{\hbar}\sqrt{g_{ij}p^i p^j - m^2c^2\Psi}, \tag{2.12}$$

If evolution of particle in brane does not depend on brane radius then $\frac{d\Psi}{dT} = \frac{dS}{dT} = 0$ and

$$g_{ij}p^i p^j = m^2c^2. \tag{2.13}$$

III. Klein-Gordon Equation

Expression (2.13) can be rewritten in the following form:

$$p_i p^j = m^2c^2. \tag{3.1}$$

Let's consider functional variation [1] of relation (3.1) in the vicinity of x. Complete variation of momentum vector can be written as the sum of functional variation δp of vector p at the comparison of p' of with p'' in the vicinity of p at the parallel transfer of momentum vector in universal space and ordinary variation dp. Then, it can be written that

$$\triangle p = p'(x') - p(x'') = p'(x') - \tilde{p}(x') + \tilde{p}(x') - p(x'') = \delta p + dp, \tag{3.2}$$

Where

$$\delta p = p'(x') - \tilde{p}(x') \tag{3.3}$$

And

$$dp = \tilde{p}(x') - p(x''), \tag{3.4}$$

$\tilde{p}(x')$ is momentum vector at its parallel transfer in the universal space from point $x'' = x - \delta x$ to point $x' = x + \delta x$. If trajectory of particle is geodetic one then according [1].

$$dp_i = \frac{\partial p_i}{\partial x^k}dx^k = 0, \tag{3.5}$$

$$\delta p_i = \tilde{p}_k \Gamma^k_{i\alpha}\delta x^\alpha, \tag{3.6}$$

where $\delta x^\alpha = \frac{1}{2}(x'^\alpha - x''^\alpha)$. Rome indexes numerate here coordinates of usual four-coordinate space and Greek indexes numerate coordinates of universal five-coordinate space. It was assumed at formulation of (3.6) that $\Gamma^4_{i\alpha} = 0$.

Then, it can be written, omitting stroked index of momentum vector,

$$p(x') = p(x) + \frac{1}{2}\delta p. \tag{3.7}$$

At the transform $x \to x'$, relation (3.1) is transforming accounting (3.7) to the following form:

$$p_i p^i + \frac{1}{2}(p_i\delta p^i + \delta p_i p^i) + \frac{1}{4}\delta p_i \delta p^i = m^2c^2. \tag{3.8}$$

Let's pass in relation (3.8) to operators acting in Hilbert space of wave functions $\psi(x)$. We represent for this sake the components of vector p as

$$p_i = -i\hbar\frac{\partial}{\partial x^i}, \tag{3.9}$$

and rewrite relation (3.6) as

$$\delta p_i = -i\hbar\left\{\Gamma^k_{i\alpha}\delta x^\alpha\right\}_{;k}, \tag{3.10}$$

assuming that $\tilde{p}_k$ is a covariant derivative because of brane curvature.

Let's consider the first term in the left side of equation (3.8). For this purpose, we represent it in the form

$$p_i p^i = p_i g^{ij} p_j. \tag{3.11}$$

Using expression (3.9), we get

$$p_i p^i = -\hbar^2\left(\frac{\partial g^{ij}}{\partial x^i}\frac{\partial}{\partial x^j} + g^{ij}\frac{\partial^2}{\partial x^i \partial x^j}\right) \tag{3.12}$$

Let's use well known relation

$$\frac{\partial g^{ij}}{\partial x^k} = -\Gamma^i_{mk}g^{mj} - \Gamma^j_{mk}g^{im}. \tag{3.13}$$

Then

$$p_i p^i = -\hbar^2\left(g^{ij}\frac{\partial^2}{\partial x^i \partial x^j} - g^{mj}\Gamma^i_{mi}\frac{\partial}{\partial x^j} - g^{im}\Gamma^j_{mi}\frac{\partial}{\partial x^i}\right). \tag{3.14}$$

Changing indexes of summation, we get

© 2013 Global Journals Inc. (US)

$$p_i p^i = -\hbar^2 g^{ij}\left(\frac{\partial^2}{\partial x^i \partial x^j} - \Gamma^k_{ik}\frac{\partial}{\partial x^j} - \Gamma^k_{ij}\frac{\partial}{\partial x^k}\right). \tag{3.15}$$

Let's consider second term in the left side of equation (3.2), rewriting it in the form

$$p_i \delta p^i = p_i g^{ij}\delta p_j. \tag{3.16}$$

Using formula (3.13), we get

$$p_i \delta p^i = g^{ij}(p_i \delta p_j) + i\hbar\left(g^{ij}\Gamma^m_{im} + g^{im}\Gamma^j_{im}\right)\delta p_j + g^{ij}\delta p_j p_i. \tag{3.17}$$

Let's write in its direct form the covariant derivative in the expression (3.10):

$$\delta p_j = -i\hbar\left(\Gamma^k_{jk} + \frac{\partial \Gamma^k_{j\alpha}}{\partial x^k}\delta x^\alpha - \Gamma^k_{lk}\Gamma^k_{l\alpha}\delta x^\alpha + \Gamma^k_{lk}\Gamma^l_{j\alpha}\delta x^\alpha\right). \tag{3.18}$$

We get from formula (3.18)

$$\delta p_j = -i\hbar\left(\frac{1}{2}\Gamma^k_{jk} + R_{j\alpha}\delta x^\alpha + \frac{\partial \Gamma^k_{jk}}{\partial x^\alpha}\delta x^\alpha\right), \tag{3.19}$$

It can be shown that $\delta p_l = 0$ (see Appendix). Then

$$\delta p_j = -i\hbar R_{i\alpha}\delta x^\alpha. \tag{3.20}$$

Substituting expression (3.20) into formula (3.17), we get

$$p_i \delta p^i = -\hbar^2 g^{ij}\left(\frac{\partial R_{j\alpha}}{\partial x^i}\delta x^\alpha - \Gamma^l_{ij}R_{l\alpha}\delta x^\alpha + R_{i\alpha}\delta x^\alpha\frac{\partial}{\partial x^j} - \frac{1}{2}R_{ij}\right) \tag{3.21}$$

And

$$\delta p_i p^i = -\hbar^2 g^{ij}R_{i\alpha}\delta x^\alpha\frac{\partial}{\partial x^j} \tag{3.22}$$

Where $\delta_{p^l} = 0$ was assumed after taking the derivatives. From now up to the end of paper, we will denote by α only the extra dimensional coordinate.
Obviously,

$$\delta p_i \delta p^i = -\hbar^2 g^{ij}R_{i\alpha}R_{j\alpha'}\delta x^\alpha \delta x^{\alpha'} \tag{3.23}$$

Using equations (3.8, 3.15, 3.21, 3.22, 3.23), we get

$$\begin{aligned}&\hbar^2 g^{ij}\left(\tfrac{\partial^2}{\partial x^i \partial x^j} - \Gamma^k_{ij}\tfrac{\partial}{\partial x^k} + \tfrac{1}{2}\delta x^\alpha\left(\tfrac{\partial R_{j\alpha}}{\partial x^i} - \Gamma^l_{ij}R_{l\alpha} + 2R_{i\alpha}\tfrac{\partial}{\partial x^l}\right) + \right.\\ &\left. + \tfrac{1}{4}R_{i\alpha}R_{j\alpha'}\delta x^\alpha \delta x^{\alpha'} - \tfrac{1}{4}R_{ij}\right)\psi + m^2c^2\psi = 0\end{aligned} \tag{3.24}$$

where ψ is a wave function. Equation (3.24) can be rewritten as

$$g^{ij}\left(D_i + \frac{1}{2}\delta x^\alpha R_{i\alpha}\right)\left(D_j + \frac{1}{2}\delta x^\alpha R_{j\alpha}\right)\psi = \left\{\frac{1}{4}R - \left(\frac{mc}{\hbar}\right)^2\right\}\psi, \tag{3.25}$$

where D_i,D_j are covariant derivatives and R is scalar curvature.

IV. Approximate Solutions

Assuming that the metrics of space-time is almost Galileo's one, we can rewrite equation (3.25) in single dimensional approximation for brane as

$$\{(g^{11}_0 + h^{11})\frac{\partial^2}{\partial x^2} + 2h^{10}\frac{\partial^2}{\partial x \partial t} + (g^{11}_0 + h^{11})\gamma\frac{\partial}{\partial x} + a\}\psi = -(g^{00}_0 + h^{00})\frac{1}{c^2}\frac{\partial^2\psi}{\partial t^2} \tag{4.1}$$

where

$$\gamma = R_{1\alpha}\delta x^\alpha, \tag{4.2}$$

$$a = \frac{1}{2}(g^{11}_0 + h^{11})\{\left(\frac{\partial}{\partial x}R_{1\alpha}\right)\delta x^\alpha + \frac{1}{2}R_{1\alpha}R_{1\alpha}\delta x^\alpha \delta x^\alpha - \frac{1}{2}R_{11}\} + \left(\frac{mc}{\hbar}\right)^2, \tag{4.3}$$

© 2013 Global Journals Inc. (US)

Taking $g_0^{00} = -1, g_0^{11} = 1, h^{11} = h, h^{10} = h^{00} = 0$, we get

$$(1-h)\frac{\partial^2\psi}{\partial x^2} + (1-h)\gamma\frac{\partial\psi}{\partial x} - a\psi = \frac{1}{c^2}\frac{\partial^2\psi}{\partial t^2} \qquad (4.4)$$

Looking for the solution in the form of plane wave

$$\psi = A^{i(kx+\omega t)}, \qquad (4.5)$$

we obtain the following dispersion equation:

$$(1-h)(k^2 - i\gamma k) + a - \frac{\omega^2}{c^2} = 0. \qquad (4.6)$$

It has a solution

$$k = i\frac{\gamma}{2} + \frac{\omega}{c}\sqrt{\frac{1}{1-h}}\sqrt{1 - \frac{c^2}{\omega^2}a - \frac{c^2\gamma^2}{4\omega^2}(1-h)}. \qquad (4.7)$$

Assuming that h, a and γ are small, we approximately get

$$k = \frac{\omega}{c} + \frac{1}{2c}\left(\omega h - \frac{ac^2}{2\omega} - \frac{c^2\gamma^2}{8\omega} + ic\gamma\right). \qquad (4.8)$$

So, we have for the frequency shift

$$\Delta\omega = \omega_0 - \omega = \frac{1}{2}\omega h - \frac{1}{4}\frac{c^2}{\omega}\left(a + \frac{\gamma}{4}\right), \qquad (4.9)$$

Using expressions (4.27,4.28), we get

$$\Delta\omega = \frac{1}{2}\omega h + \frac{1}{4}\frac{c^2}{\omega}\left(\frac{1}{2}\delta R_{1\alpha} + \frac{1}{4}R_{11} - \left(\frac{mc}{\hbar}\right)^2\right), \qquad (4.10)$$

where

$$\delta R_{1\alpha} = \left(\frac{\partial}{\partial x}R_{1\alpha}\right)\delta x^\alpha. \qquad (4.11)$$

For a photon at $m = R = 0$ we have

$$\Delta\omega = \frac{1}{2}\omega h + \frac{1}{8}\frac{c^2}{\omega}\delta R_{1\alpha}. \qquad (4.12)$$

The first term in (4.37) is usual gravitational shift while the other two terms are connected with variation of external brane curvature.

Also, we get from the formula (4.36) the expression for the group speed of a particle

$$\frac{\partial\omega}{\partial k} = \frac{c}{1 - \frac{c^2}{4\omega^2}\left\{\frac{1}{2}\delta R_{1\alpha} + \frac{1}{4}R_{11} - \left(\frac{mc}{\hbar}\right)^2\right\}} \qquad (4.38)$$

For a photon, we have

$$\frac{\partial\omega}{\partial k} = \frac{c}{1 - \frac{c^2}{8\omega^2}\delta R_{1\alpha}} \qquad (4.39)$$

We see that the group speed of light is less than c when the variation of external brane curvature is negative but is more than c when the external brane curvature is positive. So, formula (4.39) shows that the change of light speed depends on the external brane curvature variation.

V. Conclusion

Thus, we have derived Klein-Gordon equation for a particle on brane using variation principle. It can be verified that the Dirac decomposition of obtained Klein-Gordon equation yields Dirac-Fock-Ivanenko equation [12] at zero external curvature that can be solved with Einstein's equation [13]. Indeed, squaring Dirac-Fock-Ivanenko equation gives wave equation [14, 15] coinciding in its main part with that obtained in the present paper but we have obtained additional brane curvature depending terms. Solution of this equation for a photon on the background of almost Galileo's metrics yields the changes in frequency and speed of particle's wave packet depending on external curvature that can be verified experimentally.

VI. Acknowledgments

We are grateful to V.V. Bochkarev and V.Kurbanova for the helpful discussions.

VII. Appendix

If the wave function were vector ψ_n the first order covariant derivative on ψ_n will be

$$\{\psi^n\}_{;i} = \frac{\partial\psi^n}{\partial x} + \Gamma^n_{ik}\psi^k, \qquad (A.1)$$

Let's denote the "geometrical" part of partial wave function derivative as

$$(\psi^n)' = \Gamma^n_{ik}\psi^k, \qquad (A.\ 2)$$

Then we can write using orthogonal character of wave functions

$$(\psi^n)' = \psi^n\sum_k \psi_k(\psi^k)' = \psi^n\sum_k \psi_k\sum_l \Gamma^k_{il}\psi^l = \sum_k \Gamma^k_{ik}\psi^n \qquad (A.\ 3)$$

And

$$\Gamma^n_{ik}\psi^k = \Gamma^k_{ik}\psi^n \qquad (A.\ 4)$$

But the wave function is a scalar and $(\psi^n)' = \Gamma^n_{ik}\psi^k = \Gamma^k_{ik}\psi^n = 0$. Hence, $\Gamma^k_{ik} = 0$.

References Références Referencias

1. L.H. Ryder, Quantum field theory, Cambridge University Press, Cambridge, 1987.
2. J.A. Wheeler in: C. De Witt and B.S. De Witt (eds.), Relativity, Groups and Topology, Gordon and Breach, 1964.
3. V. A. Rubakov and M. E. Shaposhnikov. Extra Space-Time Dimensions: Towards A Solution To The Cosmological Constant Problem, Phys. Lett. B 125, 139 (1983).

© 2013 Global Journals Inc. (US)

4. R. Maartens. Cosmological dynamics on the brane. Phys. Rev. D 62, 084023 (2000).
5. F. Darabi, W.N. Sajko, P.S. Wesson, Quantum cosmology of 5D non-compactified Kaluza-Klein theory, Class. Quantum Grav. 17, 4357, 2000 (arXiv:gr-qc/0005036, v1, 10 May 2000).
6. Gusin P. Wheeler-DeWitt equation for brane gravity. Phys. Rev. D 77, 066017 (2008) (arXiv:hep-th/0809.0567, v1, 3 Sep 2008).
7. E. Papantonopoulos, Brane Cosmology (Lectures presented at the First Aegean Summer School on Cosmology, Samos, September 2001). (arXiv:hep-th/0202044 22 Feb 2002).
8. D. Langlois. Brane cosmology: an introduction. (arXiv:hep-th/0209261 30 Sep 2002).
9. P. Brax and C. van de Bruck. Cosmology and Brane Worlds: A Review. Classical and Quantum Gravity Volume 20 No. 9, 202 (arXiv:hep-th/0303095 11 Mar 2003).
10. N.D. Birrel and P.C.W. Davies. Quantum Fields in Curved Space, Cambridge University Press, Cambridge, 1982.
11. M. Pavsic. Klein-Gordon-Wheeler-DeWitt-Schrodinger Equation. (arXiv:1106.2017v2 [gr-qc] 4 Jul 2011).
12. D. D. Ivanenko et al. Guage Theory of Gravity, Moscow, MGU Publishing House (1985).
13. S. I. Fisenko, I.S. Fisenko. Gravitational Radiation of the Relativistic Theory of Gravitation. British Journal of Science, Vol. 2 (1), 1-20 (2011).
14. N.S. Shavokhina. Quantum theory of spinor field in four-dimensional Ryman world. Physics of Elementary Particles and Atomic Nucleus, V.27, No.5, P.1469 (1996).
15. H. A. Weldon. Fermions without vierbeins in curved space-time. Phys. Rev. D V.63, No.10, P.104010 (2001).

© 2013 Global Journals Inc. (US)

This page is intentionally left blank

© 2013 Global Journals Inc. (US)

Global Journal of Science Frontier Research
Physics and Space Science
Volume 13 Issue 8 Version 1.0 Year 2013
Type : Double Blind Peer Reviewed International Research Journal
Publisher: Global Journals Inc. (USA)
Online ISSN: 2249-4626 & Print ISSN: 0975-5896

Traveling Wave Solutions of the (1+1)- Dimensional Compound KdVB Equation by Exp(−Φ(η))-Expansion Method

By Nizhum Rahman, Selina Akter, Harun-Or-Roshid & Md. Nur Alam

Pabna University of Science and Technology, Bangladesh

Abstract- In this article, we apply the exp (−Φ(η))-expansion method for seeking the exact solutions of NLEEs via the (1+1)-Dimensional Compound KdvB equation. Plentiful traveling wave solutions with arbitrary parameters are successfully obtained by this method and the wave solutions are expressed in terms of the hyperbolic, trigonometric, and rational functions. The obtained results show that exp(−Φ(η))- expansion method is very powerful and concise mathematical tool for nonlinear evolution equations in science and engineering.

Keywords: the exp(−Φ(η))-expansion method; complixiton soliton solutions; the (1+1)-dimensional compound kdvb equations; traveling wave solutions; nonlinear evolution equation.

GJSFR-A Classification : FOR Code: 35C07, 35C08, 35P99.

TRAVELING WAVE SOLUTIONSOFTHEDIMENSIONAL COMPOUND KDVBEQUATIONBYEPEXPANSION METHOD

Strictly as per the compliance and regulations of :

© 2013. Nizhum Rahman, Selina Akter, Harun-Or-Roshid & Md. Nur Alam. This is a research/review paper, distributed under the terms of the Creative Commons Attribution-Noncommercial 3.0 Unported License http://creativecommons.org/licenses/by-nc/3.0/), permitting all non commercial use, distribution, and reproduction in any medium, provided the original work is properly cited.

Traveling Wave Solutions of the (1+1)-Dimensional Compound KdVB Equation by Exp(–Φ(η))-Expansion Method

Nizhum Rahman [α], Selina Akter [σ], Harun-Or-Roshid [ρ] & Md. Nur Alam [ω]

Abstract- In this article, we apply the exp (–Φ(η))-expansion method for seeking the exact solutions of NLEEs via the (1+1)-Dimensional Compound KdvB equation. Plentiful traveling wave solutions with arbitrary parameters are successfully obtained by this method and the wave solutions are expressed in terms of the hyperbolic, trigonometric, and rational functions. The obtained results show that exp(–Φ(η))-expansion method is very powerful and concise mathematical tool for nonlinear evolution equations in science and engineering.

Keywords: the exp(–Φ(η)) -expansion method; complixiton soliton solutions; the (1+1)- dimensional compound kdvb equations; traveling wave solutions; nonlinear evolution equation.

I. Introduction

Nowadays NLEEs have been the subject of all-embracing studies in various branches of nonlinear sciences. A special class of analytical solutions named traveling wave solutions for NLEEs has a lot of importance, because most of the phenomena that arise in mathematical physics and engineering fields can be described by NLEEs. NLEEs are frequently used to describe many problems of protein chemistry, chemically reactive materials, in ecology most population models, in physics the heat flow and the wave propagation phenomena, quantum mechanics, fluid mechanics, plasma physics, propagation of shallow water waves, optical fibers, biology, solid state physics, chemical kinematics, geochemistry, meteorology, electricity etc. Therefore investigation traveling wave solutions is becoming more and more attractive in nonlinear sciences day by day. However, not all equations posed of these models are solvable. As a result, many new techniques have been successfully developed by diverse groups of mathematicians and physicists, such as the sine-cosine method [1], the extended tanh-function method [2, 3], the homogeneous balance method [4], the tanh-function method [5], the modified Exp-function method [6], the Exp-function method [7, 8], the generalized Riccati equation [9], the Jacobi elliptic function expansion method [10, 11], the Hirota's bilinear method [12], extended (G'/G) -expansion method [13], the (G'/G) –expansion method [14-18], the novel (G'/G) -expansion method [19, 20], the modified simple equation method [21, 22], the improved (G'/G) -expansion method [23], the inverse scattering transform [24], the Jacobi elliptic function expansion method [25, 26], the new generalized (G'/G) -expansion method [27-31], the exp(–Φ(η)) -expansion method [32, 33] and so on.

The objective of this article is to apply the exp(–Φ(η)) -expansion method to construct the exact solutions for nonlinear evolution equations in mathematical physics via the (1+1)- dimensional compound KdVB equation.

The outline of this paper is organized as follows: In Section 2, we give the description of the exp(–Φ(η)) -expansion method. In Section 3, we apply this method to the (1+1)-dimensional compound KdVB equation, graphical representation of solutions. Conclusions are given in the last section.

II. Description of the Exp (–Φ(η)) -Expansion Method

Let us consider a general nonlinear PDE in the form

$$F(v, v_t, v_x, v_{xx}, v_{tt}, v_{tx}, \ldots), \qquad (1)$$

where $v = v(x,t)$ is an unknown function, F is a polynomial in $v(x,t)$ and its derivatives in which highest order derivatives and nonlinear terms are involved and the subscripts stand for the partial derivatives. In the following , we give the main steps of this method:

Step 1: We combine the real variables x and t by a complex variable η

$$v(x,t) = v(\eta), \qquad \eta = x \pm V t, \qquad (2)$$

where V is the speed of the traveling wave. The traveling wave transformation (2) converts Eq. (1) into an ordinary differential equation (ODE) for $v = v(\eta)$:

$$\Re(v, v', v'', v''', \cdots), \qquad (3)$$

where $\Re$ is a polynomial of v and its derivatives and the superscripts indicate the ordinary derivatives with respect to η.

Authors α σ ρ ω : Department of Mathematics, Pabna University of Science and Technology, Bangladesh.
e-mail: harunorroshidmd@gmail.com

© 2013 Global Journals Inc. (US)

Step 2. Suppose the traveling wave solution of Eq. (3) can be expressed as follows:

$$v(\eta)=\sum_{i=0}^{N}A_i(\exp(-\Phi(\eta)))^i, \qquad (4)$$

where A_i $(0\le i\le N)$ are constants to be determined, such that $A_N\neq 0$ and $\Phi=\Phi(\eta)$ satisfies the following ordinary differential equation:

$$\Phi'(\eta)=\exp(-\Phi(\eta))+\mu\exp(\Phi(\eta))+\lambda, \qquad (5)$$

Eq. (5) gives the following solutions:

Family 1: When $\mu\neq 0,\ \lambda^2-4\mu>0,$

$$\Phi(\eta)=ln\left(\frac{-\sqrt{(\lambda^2-4\mu)}\tanh\left(\frac{\sqrt{(\lambda^2-4\mu)}}{2}(\eta+E)\right)-\lambda}{2\mu}\right) \qquad (6)$$

Family 2 : When $\mu\neq 0,\ \lambda^2-4\mu<0,$

$$\Phi(\eta)=ln\left(\frac{\sqrt{(4\mu-\lambda^2)}\tanh\left(\frac{\sqrt{(4\mu-\lambda^2)}}{2}(\eta+E)\right)-\lambda}{2\mu}\right) \qquad (7)$$

Family 3 : When $\mu=0,\ \lambda\neq 0,$ and $\lambda^2-4\mu>0,$

$$\Phi(\eta)=-ln\left(\frac{\lambda}{\exp(\lambda(\eta+E))-1}\right) \qquad (8)$$

Family 4 : When $\mu\neq 0,\ \lambda\neq 0,$ and $\lambda^2-4\mu=0,$

$$\Phi(\eta)=ln\left(-\frac{2(\lambda(\eta+E)+2)}{\lambda^2(\eta+E)}\right) \qquad (9)$$

Family 5 : When $\mu=0,\ \lambda=0,$ and $\lambda^2-4\mu=0,$

$$\Phi(\eta)=ln(\eta+E) \qquad (10)$$

$A_N,\cdots\cdots,V,\lambda,\mu$ are constants to be determined latter, $A_N\neq 0,$ the positive integer *N* can be determined by considering the homogeneous balance between the highest order derivatives and the nonlinear terms appearing in Eq. (3).

Step 3: We substitute Eq. (4) into Eq. (3) and then we account the function exp(–Φ(η)) . As a result of this substitution, we get a polynomial of exp(–Φ(η)) . We equate all the coefficients of same power of exp(–Φ(η)) to zero. This procedure yields a system of algebraic equations whichever can be solved to find $A_N,\cdots\cdots,V,\lambda,\mu$ Substituting the values of $A_N,\cdots\cdots,V,\lambda,\mu$ into Eq. (4) along with general solutions of Eq. (5) completes the determination of the solution of Eq. (1).

III. Application of the Method

In this section, we will present the exp (–Φ(η)) -expansion method to construct the exact solutions and then the solitary wave solutions of the (1+1)-dimensional compound KdVB equation. Let us consider the (1+1)-dimensional compound KdVB equation,

$$v_t+\alpha vv_x+\beta v^2v_x+\gamma v_{xx}-\delta v_{xxx}=0 \qquad (11)$$

We utilize the traveling wave variable $v(\eta)=v(x,t),\eta=x-\omega t$ Eq. (11) is carried to an ODE

$$-Vv'+\alpha vv'+\beta v^2v'+\gamma v''-\delta v'''=0. \qquad (12)$$

Eq. (12) is integrable, therefore, integrating with respect to η once yields:

$$P-Vv+\frac{1}{2}\alpha v^2+\frac{1}{3}\beta v^3+\gamma v'-\delta v''=0, \qquad (13)$$

where *P* is an integration constant which is to be determined.

Taking the homogeneous balance between highest order nonlinear term 3 *v* and linear term of the highest order v'' in Eq. (13), we obtain *N* =1. Therefore, the solution of Eq. (13) is of the form:

$$v(\eta)=A_0+A_1(\exp(-\Phi(\eta))), \qquad (14)$$

where A_0,A_1 are constants to be determined such that $A_N\neq 0,$ while λ,μ are arbitrary constants.

© 2013 Global Journals Inc. (US)

Substituting Eq. (14) into Eq. (13) and then equating the coefficients of exp(−Φ(η)) to zero, we get

$$\frac{1}{3}\beta A_1^{\ 3} - 2\delta A_1 = 0 \tag{15}$$

$$\frac{1}{2}\alpha A_1^{\ 2} - \gamma A_1 - 3\delta A_1\lambda + \beta A_0 A_1^{\ 2} = 0 \tag{16}$$

$$\alpha A_0 A_1 - \delta A_1\lambda^2 - \gamma A_1\lambda + \beta A_0^{\ 2} A_1 - 2\delta A_1\mu - V = 0 \tag{17}$$

$$P - VA_0 - \delta A_1\mu\lambda + \frac{1}{2}\alpha A_0^{\ 2} + \frac{1}{3}\beta A_0^{\ 3} - \gamma A_1\mu = 0 \tag{18}$$

Solving the Eq. (15)-Eq. (18) yields

$$P = \frac{1}{72}\frac{1}{\beta^2}\left(-18\beta\alpha\delta^2\lambda^2 - 6\beta\alpha\gamma^2 + 72\alpha\delta^2\mu\beta + 3\alpha^3\delta\right) \pm \frac{\gamma(72\delta^2\lambda^2 + 8\gamma^2 + 288\delta^2\mu)}{72\sqrt{6\delta\beta}}$$

$$V = -\frac{1}{12}\frac{-6\delta^2\lambda^2\beta - 2\beta\delta^2 + 3\delta\alpha^2 + 24\delta^2\mu\beta}{\beta\delta}$$

$$A_0 = -\frac{1}{2}\frac{\alpha - 2\gamma - 6\delta\lambda}{\beta} \pm \frac{(\gamma + 3\delta\lambda)}{\sqrt{6\delta\beta}}$$

$$A_1 = \pm\sqrt{6\delta/\beta}$$

where λ, μ are arbitrary constants.

Now substituting the values of V, A_o, A_1 into Eq. (14) yields

$$v(\eta) = -\frac{1}{2}\frac{\alpha}{\beta} \pm \frac{(\gamma + 3\delta\lambda)}{\sqrt{6\delta\beta}} \pm \sqrt{6\delta/\beta}(\exp(-\Phi(\eta))), \tag{19}$$

where $\eta = x + \frac{1}{12}\frac{-6\delta^2\lambda^2\beta - 2\beta\delta^2 + 3\delta\alpha^2 + 24\delta^2\mu\beta}{\beta\delta}t$.

Now substituting Eq. (6)- Eq. (10) into Eq. (19) respectively, we get the following five traveling wave solutions of the (1+1) dimensional compound KdVB equation.

When $\mu \neq 0,\ \lambda^2 - 4\mu > 0,$

$$v_{1,2}(\eta) = -\frac{1}{2}\frac{\alpha}{\beta} \pm \frac{(\gamma + 3\delta\lambda)}{\left(\sqrt{6\delta\beta}\right)} \mp \frac{2\mu\sqrt{6\delta/\beta}}{\sqrt{\lambda^2 - 4\mu}\tanh\left(\frac{\sqrt{\lambda^2 - 4\mu}}{2}(\eta + E)\right) + \lambda}.$$

© 2013 Global Journals Inc. (US)

where $\eta = x + \frac{1}{12}\frac{-6\delta^2\lambda^2\beta - 2\beta\delta^2 + 3\delta\alpha^2 + 24\delta^2\mu\beta}{\beta\delta}t$. E is an arbitrary constant.

When $\mu \neq 0,\ \lambda^2 - 4\mu < 0,$

$$v_{3,4}(\eta) = -\frac{1}{2}\frac{\alpha - 2\gamma - 6\delta\lambda}{\beta} \pm \frac{(\gamma + 3\delta\lambda)}{\sqrt{6\delta\beta}} \mp 2\mu \frac{\sqrt{6\delta/\beta}}{\sqrt{(4\mu - \lambda^2)}\tanh(\frac{\sqrt{(4\mu - \lambda^2)}}{2}(\eta + E)) - \lambda}$$

where $\eta = x + \frac{1}{12}\frac{-6\delta^2\lambda^2\beta - 2\beta\delta^2 + 3\delta\alpha^2 + 24\delta^2\mu\beta}{\beta\delta}t$. E is an arbitrary constant.

When $\mu \neq 0,\ \lambda \neq 0,$ and $\lambda^2 - 4\mu = 0,$

$$v_{7,8}(\eta) = -\frac{1}{2}\frac{\alpha - 2\gamma - 6\delta\lambda}{\beta} \pm \frac{(\gamma + 3\delta\lambda)}{\sqrt{6\delta\beta}} \mp \frac{\sqrt{6\delta/\beta}\lambda^2(\eta + E)}{2(\lambda(\eta + E) + 2)}$$

where $\eta = x + \frac{1}{12}\frac{-6\delta^2\lambda^2\beta - 2\beta\delta^2 + 3\delta\alpha^2 + 24\delta^2\mu\beta}{\beta\delta}t$, E is an arbitrary constant.

When $\mu = 0,\ \lambda = 0,$ and $\lambda^2 - 4\mu = 0,$

$$v_{9,10}(\eta) = -\frac{1}{2}\frac{\alpha - 2\gamma}{\beta} \pm \frac{\gamma}{\sqrt{6\delta\beta}} \mp \frac{\sqrt{6\delta/\beta}}{In(\eta + E)}$$

where $\eta = x + \frac{1}{12}\frac{-6\delta^2\lambda^2\beta - 2\beta\delta^2 + 3\delta\alpha^2 + 24\delta^2\mu\beta}{\beta\delta}t$, E is an arbitrary constant.

When $\mu = 0,\ \lambda = 0,$ and $\lambda^2 - 4\mu = 0,$

$$v_{9,10}(\eta) = -\frac{1}{2}\frac{\alpha - 2\gamma}{\beta} \pm \frac{\gamma}{\sqrt{6\delta\beta}} \mp \frac{\sqrt{6\delta/\beta}}{In(\eta + E)}$$

where $\eta = x + \frac{1}{12}\frac{-2\beta\delta^2 + 3\delta\alpha^2}{\beta\delta}t$, E is an arbitrary constant.

© 2013 Global Journals Inc. (US)

IV. Graphical Representation of the Solutions

The graphical illustrations of the solutions are given below in the figures with the aid of Maple.

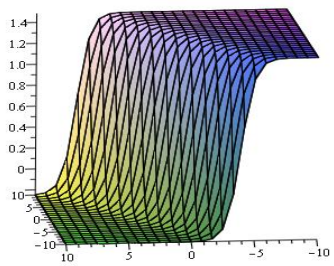

Fig. 1 : Traveling wave solution of $v_{1,2}$ with $E=2, \alpha=1, \beta=2, a=4, \gamma=3, \delta=1, \lambda=3, \mu=2$ and $-10 \le x,t \le 10$.

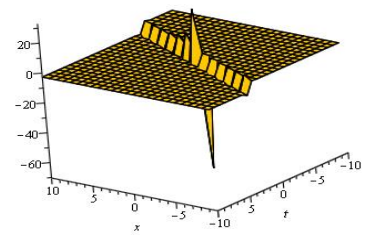

Fig. 2 : Traveling wave solution of $v_{3,4}$ with $E=2, \alpha=1, \beta=2, a=4, \gamma=3, \delta=1, \lambda=1 \mu=2$ and $-10 \le x,t \le 10$

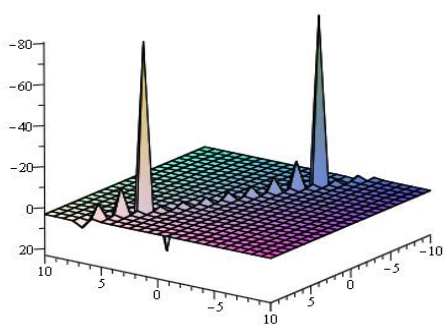

Fig. 3 : Traveling wave solution of $v_{5,6}$ with $E=2, \alpha=1, \beta=2, a=4, \gamma=3, \delta=1, \lambda=1, \mu=0$ and $-10 \le x,t \le 10$

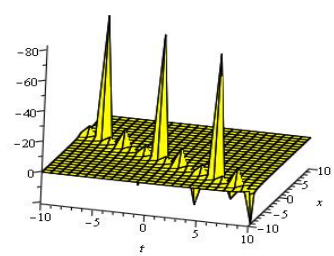

Fig. 4 : Traveling wave solution of $v_{7,8}$ with $E=2, \alpha=1, \beta=2, a=4, \gamma=3, \delta=1, \lambda=2, \mu=2$ and $-10 \le x,t \le 10$

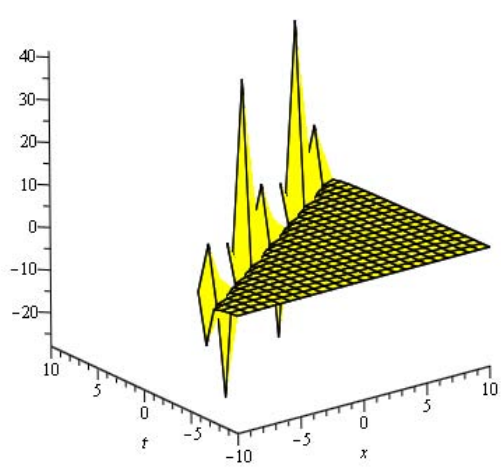

Fig. 5 : Traveling wave solution of $v_{9,10}$ with $E=2, \alpha=1, \beta=2, a=4, \delta=1, \gamma=3, \lambda=0, \mu=0$ and $-10 \le x,t \le 10$.

© 2013 Global Journals Inc. (US)

V. Conclusion

In this article, the exp(–Φ(η))-expansion method has been successfully applied to find new traveling wave solutions for nonlinear wave equation via the (1+1)-dimensional compound KdVB equation. We obtain some new traveling wave solutions including hyperbolic function solutions, trigonometric function solutions and rational solutions. The results show that the method is trustworthy and helpful and gives more solutions. This method can be also applied to other method.

References Références Referencias

1. A.M. Wazwaz, A sine-cosine method for handle nonlinear wave equations, Applied Mathematics and Computer Modeling, 40 (2004) 499-508.
2. E. Fan, Extended tanh-function method and its applications to nonlinear equations. Phys Lett A 277(4– 5) (2000) 212-218
3. S.A. El-Wakil, M.A. Abdou, New exact travelling wave solutions using modified extended tanh-function method. Chaos Solitons Fractals 31(4) (2007) 840-852.
4. E.G. Fan, Two new applications of the homogeneous balance method. Phys. Lett. A. 265 (2000) 353-357.
5. A.M. Wazwaz, The tanh method for generalized forms of nonlinear heat conduction and Burgers–Fisher equations, Appl. Math.Comput. 169 (2005) 321–338.
6. M. Usman, A. Nazir, T. Zubair, I. Rashid, Z. Naheed S.T. Mohyud-Din, Solitary wave solutions of (3+1)-dimensional Jimbo Miwa and Pochhammer-Chree equations by modified Exp-function method, Int. J. Modern Math. Sci. 5(1) (2013) 27-36.
7. J.H. He and X.H. Wu, Exp-function method for nonlinear wave equations, Chaos, Solitons Fract. 30 (2006) 700-708.
8. M.A. Akbar and N.H.M. Ali, New Solitary and Periodic Solutions of Nonlinear Evolution Equation by Exp-function Method, World Appl. Sci. J., 17(12) (2012) 1603-1610.
9. Z. Yan and H. Zhang, New explicit solitary wave solutions and periodic wave solutions for Whitham Broer-Kaup equation in shallow water, Physics Letters. A, vol. 285 no.5-6 (2001) 355-362.
10. D. Liu, Jacobi elliptic function solutions for two variant Boussinesq equations, Chaos solitons Fractals, 24 (2005) 1373-85.
11. Y. Chen and Q. Wang, Extended Jacobi elliptic function rational expansion method and abundant families of Jacobi elliptic functions solutions to (1+1)-dimensional dispersive long wave equation, Chaos solitons Fractals, 24 (2005) 745-57.
12. A.M. Wazwaz, Multiple-soliton solutions for a (3+1)-dimensional generalized KP equation, Commun Nonlinear Sci Numer Simulat 17 (2012) 491–495.
13. H.O. Roshid, N. Rahman and M.A. Akbar, Traveling wave solutions of nonlinear Klein- Gordon equation by extended (G□/G) -expansion method, Annals of pure and applied math., Vol. 3(1), 2013, 10-16.
14. M.L. Wang, X.Z. Li and J. Zhang, The (G'/G) -expansion method and traveling wave solutions of nonlinear evolution equations in mathematical physics, Phys. Lett. A, 372 (2008) 417-423.
15. A. Bekir, Application of the (G'/G) -expansion method for nonlinear evolution equations, Phys. Lett. A 372 (2008) 3400-3406.
16. H.O. Roshid, M.N. Alam, M.F. Hoque and M.A. Akbar, A new extended (G'/G) - expansion method to find exact traveling wave solutions of nonlinear evolution equations, mathematics and Statistics, Vol. 1(3) 2013 162-166. DOI: 10.13189/ms. 2013. 010308
17. S. Zhang, J. Tong and W. Wang, A generalized (G'/G) -expansion method for the mKdV equation with variable coefficients, Phys. Lett. A, 372 (2008) 2254-2257.
18. M.A. Akbar, N.H.M. Ali and E.M.E. Zayed, A generalized and improved (G'/G) - expansion method for nonlinear evolution equations, Math. Prob. Engr., Vol. 2012 (2012) 22 pages. doi: 10.1155/2012/459879.
19. M.N. Alam, M.A. Akbar and S.T. Mohyud-Din, A novel (G'/G)-expansion method and its application to the Boussinesq equation, Chin. Phys. B, vol. 23(2), 2014, 020203-020210, DOI: 10.1088/ 1674-1056/23/2/020203
20. M.N. Alam and M.A. Akbar, Traveling wave solutions of the nonlinear (1+1)- dimensional modified Benjamin-Bona-Mahony equation by using novel (G'/G) - expansion, Physical Review & Research International, 4(1), 2014, 147-165.
21. A.J.M. Jawad, M.D. Petkovic and A. Biswas, Modified simple equation method for nonlinear evolution equations, Appl. Math. Comput., 217 (2010) 869-877.
22. K. Khan, M.A. Akbar and M.N. Alam, Traveling wave solutions of the nonlinear Drinfel'd-Sokolov-Wilson equation and modified Benjamin-Bona-Mahony equations, J. Egyptian Math. Soc., 21, 2013, 233-240, http://dx.doi.org/10.1016/j.joems.2013.04.010.
23. J. Zhang, F. Jiang and X. Zhao, An improved (G'/G) -expansion method for solving nonlinear evolution equations, Int. J. Com. Math., 87(8) (2010) 1716-1725.

© 2013 Global Journals Inc. (US)

24. M.J. Ablowitz and P.A. Clarkson, Soliton, nonlinear evolution equations and inverse scattering (Cambridge University Press, New York, 1991).
25. D. Liu, Jacobi elliptic function solutions for two variant Boussinesq equations, Chaos solitons Fractals, 24 (2005) 1373-85.
26. Y. Chen and Q. Wang, Extended Jacobi elliptic function rational expansion method and abundant families of Jacobi elliptic functions solutions to (1+1)-dimensional dispersive long wave equation, Chaos solitons Fractals, 24 (2005) 745-57.
27. H. Naher and F.A. Abdullah, New approach of (G'/G) -expansion method and new approach of generalized (G'/G) -expansion method for nonlinear evolution equation, AIP Advances 3, 032116 (2013) DOI: 10. 1063/1.4794947.
28. M.N. Alam, M.A. Akbar and K. Khan, Some new exact traveling wave solutions to the (2+1)-dimensional breaking soliton equation, World Applied Sciences Journal, 25(3), 2013, 500-523.
29. M.N. Alam and M.A. Akbar, Exact traveling wave solutions of the KP-BBM equation by using the new generalized (G'/G) -expansion method, Springer Plus, 2(1), 2013, 617. DOI: 10.1186/2193-1801-2-617.
30. M.N. Alam and M.A. Akbar, Traveling wave solutions of nonlinear evolution equationsvia the new generalized (G'/G) -expansion method, Universal Journal of Computational Mathematics, 1(4), 2013, 129-136 DOI: 10.13189/ujcmj.2013.010403.
31. M.N. Alam, M.A. Akbar and H.O. Roshid, Study of nonlinear evolution equations to construct traveling wave solutions via the new approach of generalized (G'/G) - expansion method, Mathematics and Statistics, 1(3), 2013, 102-112, DOI: 10.13189/ ms. 2013.010302.
32. M.M. Zhao and C. Li, The exp(–Φ(η))-expansion method applied to nonlinear evolution equations, http://www. Paper. Edu. Cn.
33. R. Islam, M.N. Alam, A.K.M.K.S. Hossain, H.O. Roshid and M.A. Akbar, traveling wave solutions of nonlinear evolution equations via exp (–Φ(η)) -expansion method, Golbal J. of sci. frontier research, Vol. 13(11), 2013, XXX-XXX.

© 2013 Global Journals Inc. (US)

This page is intentionally left blank

© 2013 Global Journals Inc. (US)

Global Journal of Science Frontier Research
Physics and Space Science
Volume 13 Issue 8 Version 1.0 Year 2013
Type : Double Blind Peer Reviewed International Research Journal
Publisher: Global Journals Inc. (USA)
Online ISSN: 2249-4626 & Print ISSN: 0975-5896

Dehydration Characteristics and Mathematical Modeling of Thyme Leaves using the Microwave Process

By Issa Loghmanieh & Hossein Bakhoda

Islamic Azad University Science, Iran

Abstract- Thyme leaves (Thymus vulgaris) with 50 g weight and 83.7% humidity on wet basis were dried in a laboratory scale microwave dryer using six different microwave power levels ranging between 200 to 700 W. The effect of drying power microwave on the coefficients of the best moisture ratio model was determined by non-linear regression method. Results from the mathematical modeling showed that the Midilli et al. model gave the best fit to describe the drying curve of thyme. In addition, the effective diffusivities of thyme under microwave drying were obtained from 2.94×10-7 to 7.38×10-7 m2/s. Also, the activation energy for the moisture diffusion was found to be 16.471 W/g.

Keywords: drying kinetics, microwave, modeling, thyme leaves, activation energy.

GJSFR-A Classification : FOR Code: 291705

DEHYDRATION CHARACTERISTICS AND MATHEMATICAL MODELING OF THYME LEAVES USING THE MICROWAVE PROCESS

Strictly as per the compliance and regulations of :

© 2013. Issa Loghmanieh & Hossein Bakhoda. This is a research/review paper, distributed under the terms of the Creative Commons Attribution-Noncommercial 3.0 Unported License http://creativecommons.org/licenses/by-nc/3.0/), permitting all non commercial use, distribution, and reproduction in any medium, provided the original work is properly cited.

Dehydration Characteristics and Mathematical Modeling of Thyme Leaves using the Microwave Process

Issa Loghmanieh [α] & Hossein Bakhoda [σ]

Abstract- Thyme leaves (Thymus vulgaris) with 50 g weight and 83.7% humidity on wet basis were dried in a laboratory scale microwave dryer using six different microwave power levels ranging between 200 to 700 W. The effect of drying power microwave on the coefficients of the best moisture ratio model was determined by non-linear regression method. Results from the mathematical modeling showed that the Midilli et al. model gave the best fit to describe the drying curve of thyme. In addition, the effective diffusivities of thyme under microwave drying were obtained from 2.94×10-7 to 7.38×10-7 m2/s. Also, the activation energy for the moisture diffusion was found to be 16.471 W/g.

Keywords: drying kinetics, microwave, modeling, thyme leaves, activation energy.

I. Introduction

Thyme with scientific name (Thymus vulgaris) has a long and varied history of both medicinal and culinary use. It is best cultivated in a hot, sunny location with well-drained soil. It is generally planted in the spring, and thereafter grows as a perennial. It can be propagated by seed, cuttings, or by dividing rooted sections of the plant. This herb is used in a number of herbal remedies, including as a treatment for coughing, asthma and more. The use of fresh thyme herb in food is rather limited owing to a very short shelf- life. Most thyme crops are dried before further use or processing. Drying is the most critical process owing to volatility and susceptibility to chemical change of the voltaic oil. Whole dried thyme as such can find numerous culinary; however, its direct use in food processing is rather limited (Peter, 2004).

Drying is perhaps the oldest and most common processes used to improve the food stability, since it decreases the water activity of the material, reduces microbiological activity, and minimizes physical and chemical changes during its storage (Koc et al., 2088). It also one of the advantages of dried foods is that they take much less storage space than canned or frozen foods (Brooker et al., 1992). Drying can be defined as a unit operation in which a liquid–solid separation is accomplished by the supply of heat, with separation resulting from the evaporation of liquid. Drying occurs by effecting vaporization of the liquid by supplying heat to the wet feedstock. Heat may be supplied by convection (direct dryers), by conduction (contact or indirect dryers), radiation or volumetrically by placing the wet material in a microwave or radio frequency electromagnetic field (Barbosa-Canovas and Vega-Mercado, 1996, van't Land, 2012). Over 85% of industrial dryers are of convective type with hot air. One of the disadvantages of these dryers is high energy consumption. Due to these difficulties, more rapid, safe and controllable drying methods are required (Kavak Akpinar et al., 2005, Motevali et al., 2011). In microwave drying can improve final product quality in from of better aroma, faster and better dehydration, considerable savings in energy and much shorter drying times, compared with hot air drying (Motevali et al., 2011, Darvishi et al., 2012a, Balbay et al., 2012).

Several studies have been carried out to investigate Microwave drying characteristics of various agriculture products and food materials such as onion slices (Abbasi and Azari, 2009), sardine fish (Darvishi et al., 2012b), sliced mushroom (Lombraña et al., 2010) carrot (Wang and Xi, 2005), apple (Li et al., 2010), garlic cloves (Sharma and Prasadb, 2006b, Sharma and Prasadb, 2006a), pharmaceutical granules (Loha et al., 2008), tomato (Al-Harahsheha et al., 2009), spinach (Ozkan et al., 2007), coriander (Sarimeseli, 2011), and etc., no investigation of thyme leaves has not been reported with microwave drying yet.

The objective of this study is (a) to investigate the drying behavior of the thyme leaves (b) to determine the best mathematical model to describe the drying kinetics (c) to compute effective moisture diffusivity and activation energy in microwave drying method.

II. Material and Methods

a) Sample preparation

The samples were prepared from a Faculty of Agriculture Herb Farm in Tehran University. Thyme herbs were cleaned and were stored in a refrigerator at about 4°C for the experiments. AOAC standard (1980) was used to determine sample initial moisture content. According to this standard, for determining thyme leaves moisture content, the samples were placed in a 105 ±1 °C oven for 24 hours (AOAC, 1990). Initial

Authors α σ: Department of Mechanization of Agriculture, Science and Research Branch, Islamic Azad University, Tehran, Iran.
e-mail: i.loghmanieh@yahoo.com,

© 2013 Global Journals Inc. (US)

moisture content of the thyme leaves 83.7% on a wet basis was achieved.

b) Equipment and Methodology

A domestic digital microwave oven (M945, Samsung Electronics Ins) with maximum output of 1000 W at 2450 MHz was used for the drying experiments. The oven had the dimensions of 51× 44× 31 cm with a rotating glass plate having 300 mm in diameter. The microwave dryer was operated by a control terminal which could control microwave power level. Experiments were performed at seven microwave powers which have adjustable output microwave power of 200, 300, 400, 500, 600 and 700 W, respectively. About 15 gr samples were placed drier's chamber and were dried. Samples were weighted by a digital balance (GF-600, A & D, Japan) with ±0.01 accuracy per 30s. Each drying process was done until the moisture content about 5% on a wet basis was achieved. All measurements were carried out in triplicate.

c) Determining the best mathematical model

Effectively modeling the drying behavior is important for investigation of drying characteristics of samples. In this study, the microwave experimental drying data of thyme at different power levels were fitted into 6 commonly used thin-layer drying models, listed in Table 1.

Table 1 : Thin layer drying curve models considered

Model name	Model	References
Lewis	MR=exp (-kt)	(Roberts et al., 2008)
Page	MR=exp (-kt^n)	(Motevali et al., 2010)
Henderson and Pabis	MR=a.exp (-kt)	(Chhinnan, 1984)
Wang and Singh	MR=1+a.t+bt^2	(Wang and Singh, 1978)
Logarithmic	MR=a.exp (-kt)+c	(Dandamrongrak et al., 2002)
Midili et al.	MR=a.exp(-kt^n)+b.t	(Midilli et al., 2002)

The moisture ratio (MR) of the samples is defined according to Eq. (1):

$$MR = \frac{M_t - M_e}{M_0 - M_e} \quad (1)$$

where, MR is the moisture ratio (dimensionless), Mt, M0 and Me are moisture content at any time, initial moisture content, and equilibrium moisture content (kg water/kg dry mater), respectively, and t is drying time (min). The values of Me are relatively small compared to Mt or M0 for long drying time, hence the error involved in the simplification be assuming that Me is equal to zero is negligible (Senadeera et al., 2003).The goodness of fit of the tested mathematical models to the experimental data was evaluated with the coefficient of determination (R2), root mean square error (RMSE) and the reduced chi-square (χ2). These parameters were calculated using Eq. (2, 3 and 4): (Ertekin and Yaldiz, 2004).

$$R^2 = 1 - \frac{\sum_{i=1}^{N}\left(MR_{pre,i} - MR_{exp,i}\right)^2}{\sum_{i=1}^{N}\left(\overline{MR_{pre,i}} - MR_{exp,i}\right)^2} \quad (2)$$

$$\chi^2 = \frac{\sum_{i=1}^{N}\left(MR_{pre,i} - MR_{exp,i}\right)^2}{N - z} \quad (3)$$

$$RMSE = \left(\frac{\sum_{i=1}^{N}\left(MR_{pre,i} - MR_{exp,i}\right)^2}{N}\right)^{\frac{1}{2}} \quad (4)$$

Where, MRexp is the experimental dimensionless moisture ratio, MRpre is the predicted dimensionless moisture ratio, N is the number of experimental data points, and z is the number of parameters in model. The higher the R2 values and the lower the χ2 and RMSE values, the better is the goodness of fit.

The drying rate (DR) of thyme leave was calculated using Eq. (5):

$$DR = \frac{M_{t+\Delta t} - M_t}{\Delta t} \quad (5)$$

where, Mt+Δt is moisture content at time t+Δt (kg water/kg dry mater), t is the time (min) and DR is the drying rate (kg water/kg dry mater.min).

d) Moisture Diffusivity

The mechanism of moisture movement within a food and agricultural product can be represented with effective moisture diffusion. The effective diffusivity can be defined from Fick's second law that was calculated using Eq. (6) (Aghbashlo et al., 2008):

$$\frac{\partial M}{\partial t} = D_{eff}\frac{\partial^2 M}{\partial x^2} \quad (6)$$

The solution to the Fick's equation with the assumptions of moisture migration by diffusion only, negligible volume shrinkage, diffusion coefficients and constant temperature is solved Eq. (7) (Crank, 1975):

© 2013 Global Journals Inc. (US)

$$MR = \frac{8}{\pi^2}\pi\sum_{n=0}^{\infty}\frac{1}{(2n+1)^2}\exp\left(-(2n+1)^2\frac{D_{eff}t}{4L^2}\right) \quad (7)$$

Where, Deff is the effective diffusivity (m2/s), and L is the half-thickness of samples (m)), n is a positive integer. For long drying times Eq. (8) can be simplified by using only the first term in the series without much affecting the accuracy of the prediction (Tütüncü and Labuza, 1996):

$$MR = \frac{8}{\pi^2}\exp\left[-\frac{\pi^2 D_{eff}t}{4a^2}\right] \quad (8)$$

The slope (K) is calculated by plotting Ln(MR) versus time according to Eq. (9).

$$K = \frac{\pi^2 D_{eff}}{4L^2} \quad (9)$$

e) Activation energy

Effective moisture diffusivity is related to mass transfer, while air boundary heat and mass transfer coefficients are related to external heat and mass transfer, respectively. Knowledge of effective moisture diffusivity is necessary for designing and modeling mass transfer processes such as dehydration, adsorption and desorption of moisture during storage (Pathare and Sharma, 2006). Dependence of the effective moisture diffusivity and the microwave output power versus the amount (weight) of based on Rynvs the activation energy of microwave was obtained. Equation (10) can be effectively used for microwave drying as follows (Özbek and Dadali, 2007):

$$D_{eff} = D_0 \exp\left(-\frac{E_a m}{P}\right) \quad (10)$$

where, Ea is the activation energy (W/g), m is the mass of raw sample (g), D0 is the pre-exponential factor (m2/s) and P is the microwave power (W).

III. Results and Discussion

a) Drying Curves

The moisture ratio versus drying time curves for microwave drying of thyme samples in difference microwave powers are shown in Fig. 1. According to curves in this figure, the total time required to reach the final moisture content for the thyme sample was 5.25, 3, 2.7, 2.3, 2 and 1.9 min at 200, 300, 400, 500, 600 and 700 W, respectively. The results showed that increasing the level of microwave power the drying time was decreased. The mass transfer within the samples is rapid during the larger microwave power heating because of microwave heating effect more heat was generated within the sample creating a large vapor pressure difference between the center and the surface of the product (Wang et al., 2007).

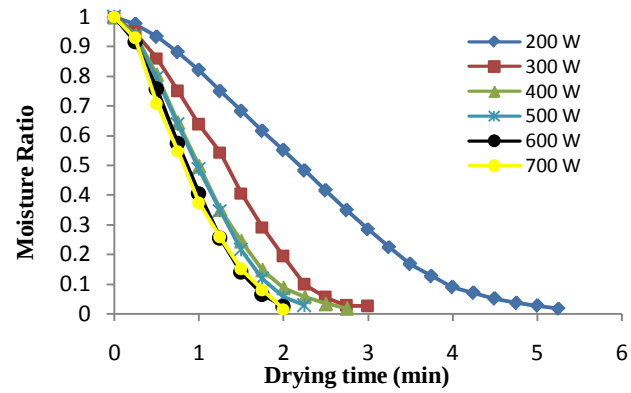

Fig. 1 : Variation of moisture content with drying time at different of microwave power

Figure 2 is plotted the curves of drying rate against drying time under various drying conditions. It is clearly seen from Figure 2 that a constant rate period was not observed in microwave drying of the thyme samples. During initial phase of the drying the drying rate increased rapidly because more energy of the microwave was absorbed and the moisture content of the material was very high. As the drying process continues, drying rate drops rapidly due to the solids surface moisture content decreases. Also drying rate increased when level of microwave power increased because more energy was absorbed and used to raise the temperature of samples. The maximum drying rates were approximately 1.27, 2.5, 2.8, 2.9, 3.34 and 4 kg water/kg dry mater .min in the microwave powers of 200, 300, 400, 500, 600 and 700 W, respectively.

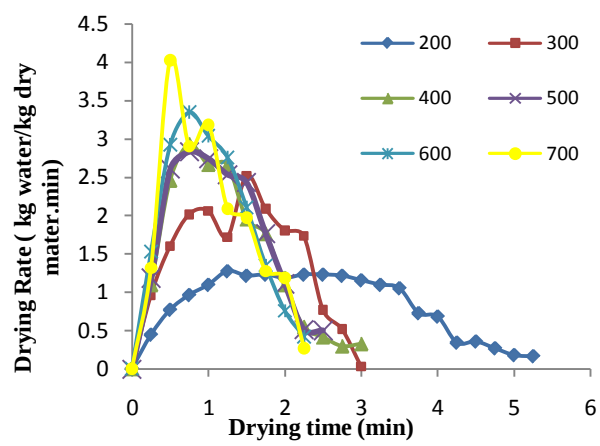

Fig. 2 : The relations of drying rate and time at different of microwave power

b) Modeling of Drying Curves

Knowledge of moisture profiles with time during is also of importance for proposing drying mechanisms. The changes in the moisture ratio with drying time of the thyme at a different power of microwave were fitted into

© 2013 Global Journals Inc. (US)

five thin-layer drying models. Non-linear regression was used to obtain each parameter value of every model. The statistical results from models are summarized in Table 2. The best model describing the thin-layer drying Characteristics of thyme were chosen as the one with the highest R2 values and the lowest χ2, and RMSE values. According to Table 2, the statistical parameter estimations indicated that R2, χ2 and RMSE values were ranged from 0.9062 to 0.9999, 2.00×10-5 to 0.0123, and 0.004938 to 0.1113, respectively. The result showed that the Midili et al model gives the highest values of R2 and the lowest values of χ2 and RMSE. Thus, this model selected to represent the thin layer drying characteristics of thyme. Figure 3 compares experimental data with those fitted data for thyme samples at different power of microwave. This figure showed that there was a very good agreement between the experimental and predicted moisture ratio values, which is closely band around at a 45° straight line.

Table 2 : Statistical results obtained from different thin-layer drying models

Models	Power(W)	Constance				R^2	χ^2	RMSE
Lewis	200	k =0.3942				0.9127	0.0106	0.1031
	300	k = 0.666				0.9062	0.0123	0.1113
	400	k =0.8522				0.9343	0.00879	0.09373
	500	k =0.8622				0.9196	0.0107	0.1036
	600	k =0.9816				0.9224	0.0106	0.1031
	700	k =1.01				0.9368	0.008147	0.09174
Page	200	k =0.175	n = 1.83			0.9981	2.34×10^{-4}	0.01568
	300	k =0.4422	n =1.908			0.9964	4.71×10^{-4}	0.02267
	400	k =0.7111	n = 1.733			0.9998	2.08×10^{-5}	0.004703
	500	k =0.7457	n =1.813			0.9988	1.59×10^{-4}	0.01339
	600	k =0.9378	n =1.807			0.9993	0.0001	0.01073
	700	k =0.9854	n =1.664			0.9978	0.000296	0.01842
Henderson and Pabis	200	a =1.16	k =0.4568			0.942	0.0070	0.08611
	300	a = 1.139	k = 0.7572			0.9307	9.15×10^{-4}	0.09995
	400	a =1.127	k =0.9526			0.9534	0.00623	0.08278
	500	a = 1.121	k = 0.966			0.9401	0.00798	0.09476
	600	a =1.113	k =1.09			0.9406	0.00814	0.09645
	700	a =1.106	k =1.115			0.953	0.0062	0.08456
Wang and Singh	200	a = -0.2605	b =0.01136			0.9826	0.00212	0.04721
	300	a = -0.4273	b =0.02534			0.9809	0.00252	0.05252
	400	a =-0.6081	b =0.08592			0.982	0.00240	0.05143
	500	a = -0.5621	b =0.04706			0.9851	0.00198	0.04722
	600	a =-0.6447	b =0.06638			0.9855	0.00199	0.0477
	700	a =-0.6876	b =0.09134			0.9882	0.00156	0.04232
Logarithmic	200	a =1.902	c =-0.8256	k =0.171		0.9877	0.00149	0.04067
	300	a =2.248	c =-1.185	k =0.2278		0.9849	0.00198	0.04886
	400	a =1.461	c =-0.3864	k =0.520		0.9836	0.00219	0.05181
	500	a = 2.179	c =-1.124	k =0.3042		0.9886	0.0015	0.04425
	600	a = 2.113	c =-1.061	k =0.3557		0.9883	0.00159	0.04616
	700	a =1.786	c =-0.7352	k =0.4515		0.9905	0.00126	0.041
Midili et al.	200	a =0.9861	b =-0.006395	k =0.1654	n =1.802	0.9991	1.09×10^{-4}	0.01129
	300	a =0.9828	b =-0.01309	k =0.4044	n =1.881	0.9979	1.94×10^{-4}	0.01914
	400	a =0.9996	b =-0.003264	k =0.7115	n =1.736	0.9999	2.00×10^{-5}	0.005247
	500	a =0.9982	b = -0.01843	k =0.6956	n =1.729	0.9996	5.97×10^{-5}	0.00947
	600	a =0.9982	b =-0.01847	k =0.8731	n = 1.731	0.9999	1.59×10^{-4}	0.004938
	700	a =1.011	b =-0.02427	k =0.9142	n =1.538	0.9986	0.000184	0.01718

© 2013 Global Journals Inc. (US)

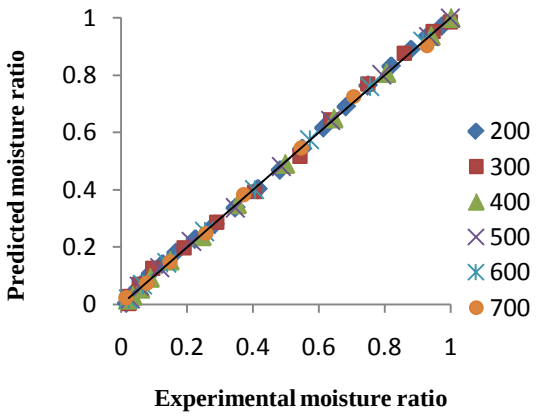

Fig. 3 : Comparison of experimental and predicted moisture ratio values using Midilli et al

c) Moisture Diffusivity and Activation Energy

Figs. 4 show the Ln (MR) versus time (s) in different levels of power of microwave. According to curves in this figure, the increasing in levels of power values increases the slop of straight line in other words the effective moisture diffusivity increases. The values of effective moisture diffusivity (Deff) for different microwave powers are given in Table 3. The effective diffusivities of thyme under microwave drying at 200 to 700 W was ranged from 2.94×10-7 to 7.38×10-7 m2/s. in the higher microwave power moisture diffusivity due to temperature rise and increased heating energy was enhanced. This result is similar to the results of drying garlic cloves (Sharma and Prasad, 2004), leek (Dadali and Ozbek, 2008), purslane (Demirhan and Ozbek 2010), Gundelia tournefortii L. (Evin, 2012) and etc. ,

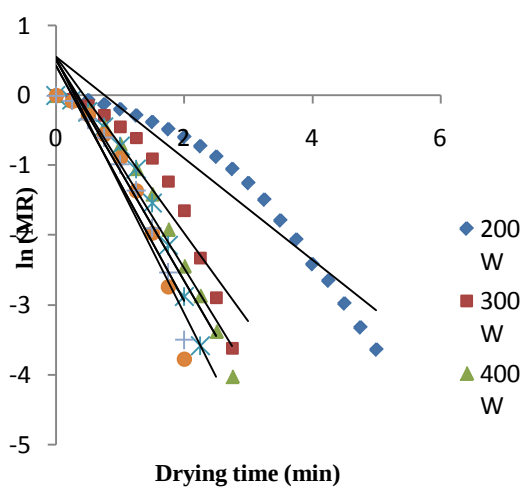

Fig. 4 : Ln (MR) versus time (s) in different microwave powers

Table 3 : Effective diffusivity values for microwave drying of thyme

Microwave Power(W)	Effective Moisture Diffusivity×10^7 (m^2/s)
200	2.94
300	5.11
400	6.04
500	6.36
600	6.81
700	7.38

The activation energy was calculated by plotting the natural logarithm of Deff versus sample amount/power (m/P) as presented in Fig. 5. The activation energy a value was calculated from the slopes of straight lines of Figure 5 was found to be 16.471 W/g with a value for R2 of 0.974. Eq. (11) showed the effect of microwave power on effective diffusivity with following coefficients:

$$D_{eff} = 1.06\times10^{-6}\ \exp\left(-16.471\frac{m}{P}\right) \qquad R^2 = 0.974 \quad (11)$$

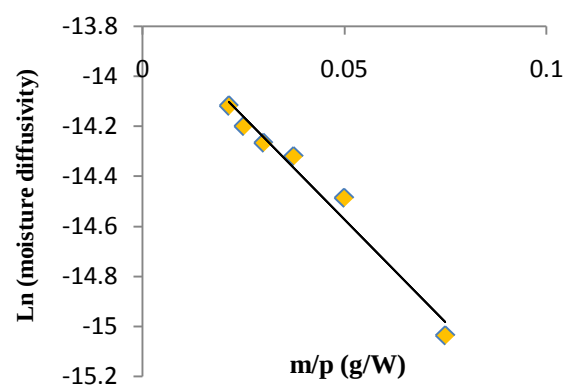

Fig. 5 : Logarithm of thermal diffusivity versus sample amount/power

IV. Conclusion

In this research work, the drying behavior of thyme was studied under four different microwave powers (200, 300, 400, 500, 600 and 700 W) in microwave drying. According to the result, drying time decreased significantly with increasing microwave power. From the study, it is also observed on multiple linear regression analysis the Midilli et al. model with R2, χ2 and RMSE values were ranged from 0.9062 to 0.9999, 2.00×10-5 to 0.0123, and 0.004938 to 0.1113, respectively, gave excellent fitting to the drying experimental data of thyme. Also, the effective diffusivity increases as the microwave output power increases. The values of effective diffusivity for microwave drying of thyme varied from a minimum of 2.94×10-7 to a maximum of 7.38 ×10-7 m2/s and activation energy was obtained 16.471 W/g.

© 2013 Global Journals Inc. (US)

References Références Referencias

1. ABBASI, S. & AZARI, S. 2009. Novel microwave-freeze drying of onion slices. International Journal of Food Science & Technology, 44, 974-979.
2. AGHBASHLO, M., KIANMEHR, M. H. & SAMIMI-AKHIJAHANI, H. 2008. Influence of drying conditions on the effective moisture diffusivity, energy of activation and energy consumption during the thin-layer drying of berberis fruit (Berberi-daceae). Energy Conversion and Manage-ment, 49, 2865-2871.
3. AL-HARAHSHEHA, M., AL-MUHTASEBB, A. H. & MAGEEC, T. R. A. 2009. Microwave drying kinetics of tomato pomace: Effect of osmotic dehydration. Chemical Engineering and Processing: Process Intensification, 48, 524–531.
4. AOAC 1990. Official Methods of Analysis, Arlington, VA, Association of Official Analytical Chemists.
5. BALBAY, A., KAYA, Y. & SAHIN, O. 2012. Drying of black cumin (Nigella sativa) in a microwave assisted drying system and modeling using extreme learning machine. Energy, 44, 352-357.
6. BARBOSA-CANOVAS, G. V. & VEGA-MERCADO, H. 1996. Dehydration of foods, USA, Chapman and Hall.
7. BROOKER, D. B., BAKER-ARKEMA, F. W. & AND HAL, C. W. 1992. Drying and Storage of Grain and Oilseeds, New York, Van Nostrand Reinhold.
8. CHHINNAN, M. S. 1984. Evaluation of selected mathematical models for describing thin-layer drying of in-shell pecans. Transactions of the ASAE, 26, 610-615.
9. CRANK, J. 1975. The Mathematics of Diffusion, UK, Oxford, Clarendon Press.
10. DADALI, G. & OZBEK, B. 2008. Microwave heat treatment of leek: drying kinetic and effective moisture diffusivity. International Journal of Food and Technology, 43, 1443-1451.
11. DANDAMRONGRAK, R., YOUNG, G. & MASON, R. 2002. Evaluation of various pre-treatments for the dehydration of banana and selection of suitable drying models. Journal of Food Engineering, 55, 139-146.
12. DARVISHI, H., AZADBAKHT, M., REZAEIASL, A. & FARHANG, A. 2012a. Drying characteristics of sardine fish dried with microwave heating. Journal of the Saudi Society of Agricultural Sciences.
13. DARVISHI, H., AZADBAKHT, M., REZAEIASL, A. & FARHANG, A. 2012b. Drying characteristics of sardine fish dried with microwave heating. Journal of the Saudi Society of Agricultural Sciences, In press.
14. DEMIRHAN, E. & OZBEK, B. 2010. Drying kinetics and effective moisture diffusivity of purslane undergoing microwave heat treatment. Korean Journal of Chemical Engineering, 27, 1377-1383.
15. ERTEKIN, C. & YALDIZ, O. 2004. Drying of eggplant and selection of a suitable thin layer drying model. Journal of Food Engineering, 63, 349-359.
16. EVIN, D. 2012. Thin layer drying kinetics of Gundelia tournefortii L. food and bioproducts processing, 90, 323–332.
17. KAVAK AKPINAR, E., MIDILLI, A. & BICER, Y. 2005. Energy and exergy of potato drying process via cyclone type dryer. Energy Conversion and Management, 46, 2530-2552.
18. KOC, B., EREN, I. & KAYMAK ERTEKIN, F. 2088. Modelling bulk density, porosity and shrinkage of quince during drying: The effect of drying method. Journal of Food Engineering, 85, 340-349.
19. LI, Z., RAGHAVAN, G. S. V. & ORSAT, A. 2010. Temperature and power control in microwave drying. Journal of Food Engineering, 97, 478–483.
20. LOHA, Z. H., LIEWA, C. V., LEEB, C. C. & HENGA, P. W. S. 2008. Microwave-assisted drying of pharmaceutical granules and its impact on drug stability. International Journal of Pharmaceutics, 359, 53–62.
21. LOMBRAÑA, J. I., RODRÍGUEZ, R. & RUIZ, U. 2010. Microwave-drying of sliced mushroom. Analysis of temperature control and pressure. Innovative Food Science & Emerging Technologies, 11, 652-660.
22. MIDILLI, A., KUCUK, H. & A, Y. Z. 2002. new model for single layer drying. Drying Technology, 20, 1503-1513.
23. MOTEVALI, A., MINAEI, S. & KHOSHTAGAZA, M. H. 2011. Evaluation of energy consumption in different drying methods. Energy Conversion and Management, 52, 1192-1199.
24. MOTEVALI, A., MINAEI, S., KHOSHTAGHAZA, M. H., KAZEMI, M. & MOHAMAD NIKBAKHT, A. 2010. Drying of Pomegranate Arils: Comparison of Predictions from Mathematical Models and Neural Networks. International Journal of Food Engineering, 6, 1-20.
25. ÖZBEK, B. & DADALI, G. 2007. Thin-layer drying characteristics and modelling of mint leaves undergoing microwave treatment. Journal of Food Engineering, 83, 541-549.
26. OZKAN, I. A., AKBUDAK, B. & AKBUDAK, N. 2007. Microwave drying characteristics of spinach. Journal of Food Engineering, 78, 577–583.
27. PATHARE, P. B. & SHARMA, G. P. 2006. Effective moisture diffusivity of onion slices undergoing infrared convective drying. Biosystems Engineering, 93, 285-291.
28. PETER, K. V. 2004. Handbook of herbs and spices, Kerala Agricultural University, India, Woodhead Publishing.
29. ROBERTS, J. S., KIDD, D. R. & PADILLA-ZAKOUR, O. 2008. Drying kinetics of grape seeds. Journal of Food Engineering, 89, 460-465.

© 2013 Global Journals Inc. (US)

30. SARIMESELI, A. 2011. Microwave drying characteristics of coriander (Coriandrum sativum L.) leaves. Energy Conversion and Management, 52, 1449–1453.
31. SENADEERA, W., BHANDARI, B. R., YOUNG, G. & WIJESINGHE, B. 2003. Influence of shapes of selected vegetable materials on drying kinetics during fluidized bed drying. Journal of Food Engineering, 58, 277-283.
32. SHARMA, G. P. & PRASAD, S. 2004. Effective moisture diffusivity of
33. garlic cloves undergoing microwave-convective drying. Journal of Food Engineering, 65, 609-617.
34. SHARMA, G. P. & PRASADB, S. 2006a. Optimization of process parameters for microwave drying of garlic cloves. Journal of Food Engineering, 76, 441–446.
35. SHARMA, G. P. & PRASADB, S. 2006b. Specific energy consumption in microwave drying of garlic cloves. Energy, 31, 1921–1926.
36. TÜTÜNCÜ, M. A. & LABUZA, T. P. 1996. Effect of geometry on the effective moisture transfer diffusion coefficient. Journal of Food Engineering, 30, 433-447.
37. VAN 'T LAND, C. M. 2012. Drying in the process industry, United States of America, John Wiley & Sons, Inc., Hoboken, New Jersey.
38. WANG, C. & SINGH, R. 1978. Use of variable equilibrium moisture content in modeling rice drying. Transactions of American Society of Agricultural Engineers, 11, 668-672.
39. WANG, J. & XI, Y. S. 2005. Drying characteristics and drying quality of carrot using a two-stage microwave process. Journal of Food Engineering, 68, 505–511.
40. WANG, Z., SUN, J., CHEN, F., LIAO, X. & HU, X. 2007. Mathematical modelling on thin layer microwave drying of apple pomace with and without hot air pre-drying. Journal of Food Engineering, 80, 536-544.

© 2013 Global Journals Inc. (US)

Global Journals Inc. (US) Guidelines Handbook 2013

www.GlobalJournals.org

FELLOWS

FELLOW OF ASSOCIATION OF RESEARCH SOCIETY IN SCIENCE (FARSS)

Global Journals Incorporate (USA) is accredited by Open Association of Research Society (OARS), U.S.A and in turn, awards "FARSS" title to individuals. The 'FARSS' title is accorded to a selected professional after the approval of the Editor-in-Chief/Editorial Board Members/Dean.

- The "FARSS" is a dignified title which is accorded to a person's name viz. Dr. John E. Hall, Ph.D., FARSS or William Walldroff, M.S., FARSS.

FARSS accrediting is an honor. It authenticates your research activities. After recognition as FARSB, you can add 'FARSS' title with your name as you use this recognition as additional suffix to your status. This will definitely enhance and add more value and repute to your name. You may use it on your professional Counseling Materials such as CV, Resume, and Visiting Card etc.

The following benefits can be availed by you only for next three years from the date of certification:

FARSS designated members are entitled to avail a 40% discount while publishing their research papers (of a single author) with Global Journals Incorporation (USA), if the same is accepted by Editorial Board/Peer Reviewers. If you are a main author or co-author in case of multiple authors, you will be entitled to avail discount of 10%.

Once FARSB title is accorded, the Fellow is authorized to organize a symposium/seminar/conference on behalf of Global Journal Incorporation (USA). The Fellow can also participate in conference/seminar/symposium organized by another institution as representative of Global Journal. In both the cases, it is mandatory for him to discuss with us and obtain our consent.

You may join as member of the Editorial Board of Global Journals Incorporation (USA) after successful completion of three years as Fellow and as Peer Reviewer. In addition, it is also desirable that you should organize seminar/symposium/conference at least once.

We shall provide you intimation regarding launching of e-version of journal of your stream time to time.This may be utilized in your library for the enrichment of knowledge of your students as well as it can also be helpful for the concerned faculty members.

The FARSS can go through standards of OARS. You can also play vital role if you have any suggestions so that proper amendment can take place to improve the same for the benefit of entire research community.

As FARSS, you will be given a renowned, secure and free professional email address with 100 GB of space e.g. johnhall@globaljournals.org. This will include Webmail, Spam Assassin, Email Forwarders,Auto-Responders, Email Delivery Route tracing, etc.

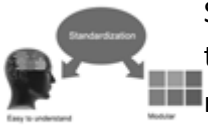

The FARSS will be eligible for a free application of standardization of their researches. Standardization of research will be subject to acceptability within stipulated norms as the next step after publishing in a journal. We shall depute a team of specialized research professionals who will render their services for elevating your researches to next higher level, which is worldwide open standardization.

The FARSS member can apply for grading and certification of standards of their educational and Institutional Degrees to Open Association of Research, Society U.S.A. Once you are designated as FARSS, you may send us a scanned copy of all of your credentials. OARS will verify, grade and certify them. This will be based on your academic records, quality of research papers published by you, and some more criteria. After certification of all your credentials by OARS, they will be published on your Fellow Profile link on website https://associationofresearch.org which will be helpful to upgrade the dignity.

The FARSS members can avail the benefits of free research podcasting in Global Research Radio with their research documents. After publishing the work, (including published elsewhere worldwide with proper authorization) you can upload your research paper with your recorded voice or you can utilize chargeable services of our professional RJs to record your paper in their voice on request.

The FARSS member also entitled to get the benefits of free research podcasting of their research documents through video clips. We can also streamline your conference videos and display your slides/ online slides and online research video clips at reasonable charges, on request.

© Copyright by Global Journals Inc.(US)| Guidelines Handbook

The FARSS is eligible to earn from sales proceeds of his/her researches/reference/review Books or literature, while publishing with Global Journals. The FARSS can decide whether he/she would like to publish his/her research in a closed manner. In this case, whenever readers purchase that individual research paper for reading, maximum 60% of its profit earned as royalty by Global Journals, will be credited to his/her bank account. The entire entitled amount will be credited to his/her bank account exceeding limit of minimum fixed balance. There is no minimum time limit for collection. The FARSS member can decide its price and we can help in making the right decision.

The FARSS member is eligible to join as a paid peer reviewer at Global Journals Incorporation (USA) and can get remuneration of 15% of author fees, taken from the author of a respective paper. After reviewing 5 or more papers you can request to transfer the amount to your bank account.

MEMBER OF ASSOCIATION OF RESEARCH SOCIETY IN SCIENCE (MARSS)

The ' MARSS ' title is accorded to a selected professional after the approval of the Editor-in-Chief / Editorial Board Members/Dean.

The “MARSS” is a dignified ornament which is accorded to a person’s name viz. Dr. John E. Hall, Ph.D., MARSS or William Walldroff, M.S., MARSS.

MARSS accrediting is an honor. It authenticates your research activities. After becoming MARSS, you can add 'MARSS' title with your name as you use this recognition as additional suffix to your status. This will definitely enhance and add more value and repute to your name. You may use it on your professional Counseling Materials such as CV, Resume, Visiting Card and Name Plate etc.

The following benefitscan be availed by you only for next three years from the date of certification.

MARSS designated members are entitled to avail a 25% discount while publishing their research papers (of a single author) in Global Journals Inc., if the same is accepted by our Editorial Board and Peer Reviewers. If you are a main author or co-author of a group of authors, you will get discount of 10%.

As MARSS, you will be given a renowned, secure and free professional email address with 30 GB of space e.g. johnhall@globaljournals.org. This will include Webmail, Spam Assassin, Email Forwarders,Auto-Responders, Email Delivery Route tracing, etc.

We shall provide you intimation regarding launching of e-version of journal of your stream time to time.This may be utilized in your library for the enrichment of knowledge of your students as well as it can also be helpful for the concerned faculty members.

The MARSS member can apply for approval, grading and certification of standards of their educational and Institutional Degrees to Open Association of Research, Society U.S.A.

Once you are designated as MARSS, you may send us a scanned copy of all of your credentials. OARS will verify, grade and certify them. This will be based on your academic records, quality of research papers published by you, and some more criteria.

It is mandatory to read all terms and conditions carefully.

Auxiliary Memberships

Institutional Fellow of Global Journals Incorporation (USA)-OARS (USA)

Global Journals Incorporation (USA) is accredited by Open Association of Research Society, U.S.A (OARS) and in turn, affiliates research institutions as "Institutional Fellow of Open Association of Research Society" (IFOARS).

The "FARSC" is a dignified title which is accorded to a person's name viz. Dr. John E. Hall, Ph.D., FARSC or William Walldroff, M.S., FARSC.

The IFOARS institution is entitled to form a Board comprised of one Chairperson and three to five board members preferably from different streams. The Board will be recognized as "Institutional Board of Open Association of Research Society"-(IBOARS).

The Institute will be entitled to following benefits:

The IBOARS can initially review research papers of their institute and recommend them to publish with respective journal of Global Journals. It can also review the papers of other institutions after obtaining our consent. The second review will be done by peer reviewer of Global Journals Incorporation (USA) The Board is at liberty to appoint a peer reviewer with the approval of chairperson after consulting us.

The author fees of such paper may be waived off up to 40%.

The Global Journals Incorporation (USA) at its discretion can also refer double blind peer reviewed paper at their end to the board for the verification and to get recommendation for final stage of acceptance of publication.

The IBOARS can organize symposium/seminar/conference in their country on behalf of Global Journals Incorporation (USA)-OARS (USA). The terms and conditions can be discussed separately.

The Board can also play vital role by exploring and giving valuable suggestions regarding the Standards of "Open Association of Research Society, U.S.A (OARS)" so that proper amendment can take place for the benefit of entire research community. We shall provide details of particular standard only on receipt of request from the Board.

The board members can also join us as Individual Fellow with 40% discount on total fees applicable to Individual Fellow. They will be entitled to avail all the benefits as declared. Please visit Individual Fellow-sub menu of GlobalJournals.org to have more relevant details.

© Copyright by Global Journals Inc.(US) | Guidelines Handbook

We shall provide you intimation regarding launching of e-version of journal of your stream time to time. This may be utilized in your library for the enrichment of knowledge of your students as well as it can also be helpful for the concerned faculty members.

After nomination of your institution as "Institutional Fellow" and constantly functioning successfully for one year, we can consider giving recognition to your institute to function as Regional/Zonal office on our behalf.
The board can also take up the additional allied activities for betterment after our consultation.

The following entitlements are applicable to individual Fellows:

Open Association of Research Society, U.S.A (OARS) By-laws states that an individual Fellow may use the designations as applicable, or the corresponding initials. The Credentials of individual Fellow and Associate designations signify that the individual has gained knowledge of the fundamental concepts. One is magnanimous and proficient in an expertise course covering the professional code of conduct, and follows recognized standards of practice.

Open Association of Research Society (US)/ Global Journals Incorporation (USA), as described in Corporate Statements, are educational, research publishing and professional membership organizations. Achieving our individual Fellow or Associate status is based mainly on meeting stated educational research requirements.

Disbursement of 40% Royalty earned through Global Journals : Researcher = 50%, Peer Reviewer = 37.50%, Institution = 12.50% E.g. Out of 40%, the 20% benefit should be passed on to researcher, 15 % benefit towards remuneration should be given to a reviewer and remaining 5% is to be retained by the institution.

We shall provide print version of 12 issues of any three journals [as per your requirement] out of our 38 journals worth $ 2376 USD.

Other:

The individual Fellow and Associate designations accredited by Open Association of Research Society (US) credentials signify guarantees following achievements:

- The professional accredited with Fellow honor, is entitled to various benefits viz. name, fame, honor, regular flow of income, secured bright future, social status etc.

- In addition to above, if one is single author, then entitled to 40% discount on publishing research paper and can get 10%discount if one is co-author or main author among group of authors.
- The Fellow can organize symposium/seminar/conference on behalf of Global Journals Incorporation (USA) and he/she can also attend the same organized by other institutes on behalf of Global Journals.
- The Fellow can become member of Editorial Board Member after completing 3yrs.
- The Fellow can earn 60% of sales proceeds from the sale of reference/review books/literature/publishing of research paper.
- Fellow can also join as paid peer reviewer and earn 15% remuneration of author charges and can also get an opportunity to join as member of the Editorial Board of Global Journals Incorporation (USA)
- • This individual has learned the basic methods of applying those concepts and techniques to common challenging situations. This individual has further demonstrated an in–depth understanding of the application of suitable techniques to a particular area of research practice.

Note :

"

- In future, if the board feels the necessity to change any board member, the same can be done with the consent of the chairperson along with anyone board member without our approval.
- In case, the chairperson needs to be replaced then consent of 2/3rd board members are required and they are also required to jointly pass the resolution copy of which should be sent to us. In such case, it will be compulsory to obtain our approval before replacement.
- In case of "Difference of Opinion [if any]" among the Board members, our decision will be final and binding to everyone. "

Process of submission of Research Paper

The Area or field of specialization may or may not be of any category as mentioned in 'Scope of Journal' menu of the GlobalJournals.org website. There are 37 Research Journal categorized with Six parental Journals GJCST, GJMR, GJRE, GJMBR, GJSFR, GJHSS. For Authors should prefer the mentioned categories. There are three widely used systems UDC, DDC and LCC. The details are available as 'Knowledge Abstract' at Home page. The major advantage of this coding is that, the research work will be exposed to and shared with all over the world as we are being abstracted and indexed worldwide.

The paper should be in proper format. The format can be downloaded from first page of 'Author Guideline' Menu. The Author is expected to follow the general rules as mentioned in this menu. The paper should be written in MS-Word Format (*.DOC,*.DOCX).

The Author can submit the paper either online or offline. The authors should prefer online submission.Online Submission: There are three ways to submit your paper:

(A) (I) First, register yourself using top right corner of Home page then Login. If you are already registered, then login using your username and password.

(II) Choose corresponding Journal.

(III) Click 'Submit Manuscript'. Fill required information and Upload the paper.

(B) If you are using Internet Explorer, then Direct Submission through Homepage is also available.

(C) If these two are not conveninet , and then email the paper directly to dean@globaljournals.org.

Offline Submission: Author can send the typed form of paper by Post. However, online submission should be preferred.

Preferred Author Guidelines

MANUSCRIPT STYLE INSTRUCTION (Must be strictly followed)

Page Size: 8.27" X 11'"

- Left Margin: 0.65
- Right Margin: 0.65
- Top Margin: 0.75
- Bottom Margin: 0.75
- Font type of all text should be Swis 721 Lt BT.
- Paper Title should be of Font Size 24 with one Column section.
- Author Name in Font Size of 11 with one column as of Title.
- Abstract Font size of 9 Bold, "Abstract" word in Italic Bold.
- Main Text: Font size 10 with justified two columns section
- Two Column with Equal Column with of 3.38 and Gaping of .2
- First Character must be three lines Drop capped.
- Paragraph before Spacing of 1 pt and After of 0 pt.
- Line Spacing of 1 pt
- Large Images must be in One Column
- Numbering of First Main Headings (Heading 1) must be in Roman Letters, Capital Letter, and Font Size of 10.
- Numbering of Second Main Headings (Heading 2) must be in Alphabets, Italic, and Font Size of 10.

You can use your own standard format also.
Author Guidelines:

1. General,

2. Ethical Guidelines,

3. Submission of Manuscripts,

4. Manuscript's Category,

5. Structure and Format of Manuscript,

6. After Acceptance.

1. GENERAL

Before submitting your research paper, one is advised to go through the details as mentioned in following heads. It will be beneficial, while peer reviewer justify your paper for publication.

Scope

The Global Journals Inc. (US) welcome the submission of original paper, review paper, survey article relevant to the all the streams of Philosophy and knowledge. The Global Journals Inc. (US) is parental platform for Global Journal of Computer Science and Technology, Researches in Engineering, Medical Research, Science Frontier Research, Human Social Science, Management, and Business organization. The choice of specific field can be done otherwise as following in Abstracting and Indexing Page on this Website. As the all Global

Journals Inc. (US) are being abstracted and indexed (in process) by most of the reputed organizations. Topics of only narrow interest will not be accepted unless they have wider potential or consequences.

2. ETHICAL GUIDELINES

Authors should follow the ethical guidelines as mentioned below for publication of research paper and research activities.

Papers are accepted on strict understanding that the material in whole or in part has not been, nor is being, considered for publication elsewhere. If the paper once accepted by Global Journals Inc. (US) and Editorial Board, will become the copyright of the Global Journals Inc. (US).

Authorship: The authors and coauthors should have active contribution to conception design, analysis and interpretation of findings. They should critically review the contents and drafting of the paper. All should approve the final version of the paper before submission

The Global Journals Inc. (US) follows the definition of authorship set up by the Global Academy of Research and Development. According to the Global Academy of R&D authorship, criteria must be based on:

1) Substantial contributions to conception and acquisition of data, analysis and interpretation of the findings.

2) Drafting the paper and revising it critically regarding important academic content.

3) Final approval of the version of the paper to be published.

All authors should have been credited according to their appropriate contribution in research activity and preparing paper. Contributors who do not match the criteria as authors may be mentioned under Acknowledgement.

Acknowledgements: Contributors to the research other than authors credited should be mentioned under acknowledgement. The specifications of the source of funding for the research if appropriate can be included. Suppliers of resources may be mentioned along with address.

Appeal of Decision: The Editorial Board's decision on publication of the paper is final and cannot be appealed elsewhere.

Permissions: It is the author's responsibility to have prior permission if all or parts of earlier published illustrations are used in this paper.

Please mention proper reference and appropriate acknowledgements wherever expected.

If all or parts of previously published illustrations are used, permission must be taken from the copyright holder concerned. It is the author's responsibility to take these in writing.

Approval for reproduction/modification of any information (including figures and tables) published elsewhere must be obtained by the authors/copyright holders before submission of the manuscript. Contributors (Authors) are responsible for any copyright fee involved.

3. SUBMISSION OF MANUSCRIPTS

Manuscripts should be uploaded via this online submission page. The online submission is most efficient method for submission of papers, as it enables rapid distribution of manuscripts and consequently speeds up the review procedure. It also enables authors to know the status of their own manuscripts by emailing us. Complete instructions for submitting a paper is available below.

Manuscript submission is a systematic procedure and little preparation is required beyond having all parts of your manuscript in a given format and a computer with an Internet connection and a Web browser. Full help and instructions are provided on-screen. As an author, you will be prompted for login and manuscript details as Field of Paper and then to upload your manuscript file(s) according to the instructions.

To avoid postal delays, all transaction is preferred by e-mail. A finished manuscript submission is confirmed by e-mail immediately and your paper enters the editorial process with no postal delays. When a conclusion is made about the publication of your paper by our Editorial Board, revisions can be submitted online with the same procedure, with an occasion to view and respond to all comments.

Complete support for both authors and co-author is provided.

4. MANUSCRIPT'S CATEGORY

Based on potential and nature, the manuscript can be categorized under the following heads:

Original research paper: Such papers are reports of high-level significant original research work.

Review papers: These are concise, significant but helpful and decisive topics for young researchers.

Research articles: These are handled with small investigation and applications

Research letters: The letters are small and concise comments on previously published matters.

5.STRUCTURE AND FORMAT OF MANUSCRIPT

The recommended size of original research paper is less than seven thousand words, review papers fewer than seven thousands words also.Preparation of research paper or how to write research paper, are major hurdle, while writing manuscript. The research articles and research letters should be fewer than three thousand words, the structure original research paper; sometime review paper should be as follows:

Papers: These are reports of significant research (typically less than 7000 words equivalent, including tables, figures, references), and comprise:

(a)Title should be relevant and commensurate with the theme of the paper.

(b) A brief Summary, "Abstract" (less than 150 words) containing the major results and conclusions.

(c) Up to ten keywords, that precisely identifies the paper's subject, purpose, and focus.

(d) An Introduction, giving necessary background excluding subheadings; objectives must be clearly declared.

(e) Resources and techniques with sufficient complete experimental details (wherever possible by reference) to permit repetition; sources of information must be given and numerical methods must be specified by reference, unless non-standard.

(f) Results should be presented concisely, by well-designed tables and/or figures; the same data may not be used in both; suitable statistical data should be given. All data must be obtained with attention to numerical detail in the planning stage. As reproduced design has been recognized to be important to experiments for a considerable time, the Editor has decided that any paper that appears not to have adequate numerical treatments of the data will be returned un-refereed;

(g) Discussion should cover the implications and consequences, not just recapitulating the results; conclusions should be summarizing.

(h) Brief Acknowledgements.

(i) References in the proper form.

Authors should very cautiously consider the preparation of papers to ensure that they communicate efficiently. Papers are much more likely to be accepted, if they are cautiously designed and laid out, contain few or no errors, are summarizing, and be conventional to the approach and instructions. They will in addition, be published with much less delays than those that require much technical and editorial correction.

The Editorial Board reserves the right to make literary corrections and to make suggestions to improve briefness.

It is vital, that authors take care in submitting a manuscript that is written in simple language and adheres to published guidelines.

Format

Language: The language of publication is UK English. Authors, for whom English is a second language, must have their manuscript efficiently edited by an English-speaking person before submission to make sure that, the English is of high excellence. It is preferable, that manuscripts should be professionally edited.

Standard Usage, Abbreviations, and Units: Spelling and hyphenation should be conventional to The Concise Oxford English Dictionary. Statistics and measurements should at all times be given in figures, e.g. 16 min, except for when the number begins a sentence. When the number does not refer to a unit of measurement it should be spelt in full unless, it is 160 or greater.

Abbreviations supposed to be used carefully. The abbreviated name or expression is supposed to be cited in full at first usage, followed by the conventional abbreviation in parentheses.

Metric SI units are supposed to generally be used excluding where they conflict with current practice or are confusing. For illustration, 1.4 l rather than 1.4 × 10-3 m3, or 4 mm somewhat than 4 × 10-3 m. Chemical formula and solutions must identify the form used, e.g. anhydrous or hydrated, and the concentration must be in clearly defined units. Common species names should be followed by underlines at the first mention. For following use the generic name should be constricted to a single letter, if it is clear.

Structure

All manuscripts submitted to Global Journals Inc. (US), ought to include:

Title: The title page must carry an instructive title that reflects the content, a running title (less than 45 characters together with spaces), names of the authors and co-authors, and the place(s) wherever the work was carried out. The full postal address in addition with the e-mail address of related author must be given. Up to eleven keywords or very brief phrases have to be given to help data retrieval, mining and indexing.

Abstract, used in Original Papers and Reviews:

Optimizing Abstract for Search Engines

Many researchers searching for information online will use search engines such as Google, Yahoo or similar. By optimizing your paper for search engines, you will amplify the chance of someone finding it. This in turn will make it more likely to be viewed and/or cited in a further work. Global Journals Inc. (US) have compiled these guidelines to facilitate you to maximize the web-friendliness of the most public part of your paper.

Key Words

A major linchpin in research work for the writing research paper is the keyword search, which one will employ to find both library and Internet resources.

One must be persistent and creative in using keywords. An effective keyword search requires a strategy and planning a list of possible keywords and phrases to try.

Search engines for most searches, use Boolean searching, which is somewhat different from Internet searches. The Boolean search uses "operators," words (and, or, not, and near) that enable you to expand or narrow your affords. Tips for research paper while preparing research paper are very helpful guideline of research paper.

Choice of key words is first tool of tips to write research paper. Research paper writing is an art.A few tips for deciding as strategically as possible about keyword search:

- One should start brainstorming lists of possible keywords before even begin searching. Think about the most important concepts related to research work. Ask, "What words would a source have to include to be truly valuable in research paper?" Then consider synonyms for the important words.
- It may take the discovery of only one relevant paper to let steer in the right keyword direction because in most databases, the keywords under which a research paper is abstracted are listed with the paper.
- One should avoid outdated words.

Keywords are the key that opens a door to research work sources. Keyword searching is an art in which researcher's skills are bound to improve with experience and time.

Numerical Methods: Numerical methods used should be clear and, where appropriate, supported by references.

Acknowledgements: Please make these as concise as possible.

References

References follow the Harvard scheme of referencing. References in the text should cite the authors' names followed by the time of their publication, unless there are three or more authors when simply the first author's name is quoted followed by et al. unpublished work has to only be cited where necessary, and only in the text. Copies of references in press in other journals have to be supplied with submitted typescripts. It is necessary that all citations and references be carefully checked before submission, as mistakes or omissions will cause delays.

References to information on the World Wide Web can be given, but only if the information is available without charge to readers on an official site. Wikipedia and Similar websites are not allowed where anyone can change the information. Authors will be asked to make available electronic copies of the cited information for inclusion on the Global Journals Inc. (US) homepage at the judgment of the Editorial Board.

The Editorial Board and Global Journals Inc. (US) recommend that, citation of online-published papers and other material should be done via a DOI (digital object identifier). If an author cites anything, which does not have a DOI, they run the risk of the cited material not being noticeable.

The Editorial Board and Global Journals Inc. (US) recommend the use of a tool such as Reference Manager for reference management and formatting.

Tables, Figures and Figure Legends

Tables: Tables should be few in number, cautiously designed, uncrowned, and include only essential data. Each must have an Arabic number, e.g. Table 4, a self-explanatory caption and be on a separate sheet. Vertical lines should not be used.

Figures: Figures are supposed to be submitted as separate files. Always take in a citation in the text for each figure using Arabic numbers, e.g. Fig. 4. Artwork must be submitted online in electronic form by e-mailing them.

Preparation of Electronic Figures for Publication

Even though low quality images are sufficient for review purposes, print publication requires high quality images to prevent the final product being blurred or fuzzy. Submit (or e-mail) EPS (line art) or TIFF (halftone/photographs) files only. MS PowerPoint and Word Graphics are unsuitable for printed pictures. Do not use pixel-oriented software. Scans (TIFF only) should have a resolution of at least 350 dpi (halftone) or 700 to 1100 dpi (line drawings) in relation to the imitation size. Please give the data for figures in black and white or submit a Color Work Agreement Form. EPS files must be saved with fonts embedded (and with a TIFF preview, if possible).

For scanned images, the scanning resolution (at final image size) ought to be as follows to ensure good reproduction: line art: >650 dpi; halftones (including gel photographs) : >350 dpi; figures containing both halftone and line images: >650 dpi.

Color Charges: It is the rule of the Global Journals Inc. (US) for authors to pay the full cost for the reproduction of their color artwork. Hence, please note that, if there is color artwork in your manuscript when it is accepted for publication, we would require you to complete and return a color work agreement form before your paper can be published.

Figure Legends: Self-explanatory legends of all figures should be incorporated separately under the heading 'Legends to Figures'. In the full-text online edition of the journal, figure legends may possibly be truncated in abbreviated links to the full screen version. Therefore, the first 100 characters of any legend should notify the reader, about the key aspects of the figure.

6. AFTER ACCEPTANCE

Upon approval of a paper for publication, the manuscript will be forwarded to the dean, who is responsible for the publication of the Global Journals Inc. (US).

6.1 Proof Corrections

The corresponding author will receive an e-mail alert containing a link to a website or will be attached. A working e-mail address must therefore be provided for the related author.

Acrobat Reader will be required in order to read this file. This software can be downloaded

(Free of charge) from the following website:

www.adobe.com/products/acrobat/readstep2.html. This will facilitate the file to be opened, read on screen, and printed out in order for any corrections to be added. Further instructions will be sent with the proof.

Proofs must be returned to the dean at dean@globaljournals.org within three days of receipt.

As changes to proofs are costly, we inquire that you only correct typesetting errors. All illustrations are retained by the publisher. Please note that the authors are responsible for all statements made in their work, including changes made by the copy editor.

6.2 Early View of Global Journals Inc. (US) (Publication Prior to Print)

The Global Journals Inc. (US) are enclosed by our publishing's Early View service. Early View articles are complete full-text articles sent in advance of their publication. Early View articles are absolute and final. They have been completely reviewed, revised and edited for publication, and the authors' final corrections have been incorporated. Because they are in final form, no changes can be made after sending them. The nature of Early View articles means that they do not yet have volume, issue or page numbers, so Early View articles cannot be cited in the conventional way.

6.3 Author Services

Online production tracking is available for your article through Author Services. Author Services enables authors to track their article - once it has been accepted - through the production process to publication online and in print. Authors can check the status of their articles online and choose to receive automated e-mails at key stages of production. The authors will receive an e-mail with a unique link that enables them to register and have their article automatically added to the system. Please ensure that a complete e-mail address is provided when submitting the manuscript.

6.4 Author Material Archive Policy

Please note that if not specifically requested, publisher will dispose off hardcopy & electronic information submitted, after the two months of publication. If you require the return of any information submitted, please inform the Editorial Board or dean as soon as possible.

6.5 Offprint and Extra Copies

A PDF offprint of the online-published article will be provided free of charge to the related author, and may be distributed according to the Publisher's terms and conditions. Additional paper offprint may be ordered by emailing us at: editor@globaljournals.org .

Before start writing a good quality Computer Science Research Paper, let us first understand what is Computer Science Research Paper? So, Computer Science Research Paper is the paper which is written by professionals or scientists who are associated to Computer Science and Information Technology, or doing research study in these areas. If you are novel to this field then you can consult about this field from your supervisor or guide.

TECHNIQUES FOR WRITING A GOOD QUALITY RESEARCH PAPER:

1. Choosing the topic: In most cases, the topic is searched by the interest of author but it can be also suggested by the guides. You can have several topics and then you can judge that in which topic or subject you are finding yourself most comfortable. This can be done by asking several questions to yourself, like Will I be able to carry our search in this area? Will I find all necessary recourses to accomplish the search? Will I be able to find all information in this field area? If the answer of these types of questions will be "Yes" then you can choose that topic. In most of the cases, you may have to conduct the surveys and have to visit several places because this field is related to Computer Science and Information Technology. Also, you may have to do a lot of work to find all rise and falls regarding the various data of that subject. Sometimes, detailed information plays a vital role, instead of short information.

2. Evaluators are human: First thing to remember that evaluators are also human being. They are not only meant for rejecting a paper. They are here to evaluate your paper. So, present your Best.

3. Think Like Evaluators: If you are in a confusion or getting demotivated that your paper will be accepted by evaluators or not, then think and try to evaluate your paper like an Evaluator. Try to understand that what an evaluator wants in your research paper and automatically you will have your answer.

4. Make blueprints of paper: The outline is the plan or framework that will help you to arrange your thoughts. It will make your paper logical. But remember that all points of your outline must be related to the topic you have chosen.

5. Ask your Guides: If you are having any difficulty in your research, then do not hesitate to share your difficulty to your guide (if you have any). They will surely help you out and resolve your doubts. If you can't clarify what exactly you require for your work then ask the supervisor to help you with the alternative. He might also provide you the list of essential readings.

6. Use of computer is recommended: As you are doing research in the field of Computer Science, then this point is quite obvious.

7. Use right software: Always use good quality software packages. If you are not capable to judge good software then you can lose quality of your paper unknowingly. There are various software programs available to help you, which you can get through Internet.

8. Use the Internet for help: An excellent start for your paper can be by using the Google. It is an excellent search engine, where you can have your doubts resolved. You may also read some answers for the frequent question how to write my research paper or find model research paper. From the internet library you can download books. If you have all required books make important reading selecting and analyzing the specified information. Then put together research paper sketch out.

9. Use and get big pictures: Always use encyclopedias, Wikipedia to get pictures so that you can go into the depth.

10. Bookmarks are useful: When you read any book or magazine, you generally use bookmarks, right! It is a good habit, which helps to not to lose your continuity. You should always use bookmarks while searching on Internet also, which will make your search easier.

11. Revise what you wrote: When you write anything, always read it, summarize it and then finalize it.

12. Make all efforts: Make all efforts to mention what you are going to write in your paper. That means always have a good start. Try to mention everything in introduction, that what is the need of a particular research paper. Polish your work by good skill of writing and always give an evaluator, what he wants.

13. Have backups: When you are going to do any important thing like making research paper, you should always have backup copies of it either in your computer or in paper. This will help you to not to lose any of your important.

14. Produce good diagrams of your own: Always try to include good charts or diagrams in your paper to improve quality. Using several and unnecessary diagrams will degrade the quality of your paper by creating "hotchpotch." So always, try to make and include those diagrams, which are made by your own to improve readability and understandability of your paper.

15. Use of direct quotes: When you do research relevant to literature, history or current affairs then use of quotes become essential but if study is relevant to science then use of quotes is not preferable.

16. Use proper verb tense: Use proper verb tenses in your paper. Use past tense, to present those events that happened. Use present tense to indicate events that are going on. Use future tense to indicate future happening events. Use of improper and wrong tenses will confuse the evaluator. Avoid the sentences that are incomplete.

17. Never use online paper: If you are getting any paper on Internet, then never use it as your research paper because it might be possible that evaluator has already seen it or maybe it is outdated version.

18. Pick a good study spot: To do your research studies always try to pick a spot, which is quiet. Every spot is not for studies. Spot that suits you choose it and proceed further.

19. Know what you know: Always try to know, what you know by making objectives. Else, you will be confused and cannot achieve your target.

20. Use good quality grammar: Always use a good quality grammar and use words that will throw positive impact on evaluator. Use of good quality grammar does not mean to use tough words, that for each word the evaluator has to go through dictionary. Do not start sentence with a conjunction. Do not fragment sentences. Eliminate one-word sentences. Ignore passive voice. Do not ever use a big word when a diminutive one would suffice. Verbs have to be in agreement with their subjects. Prepositions are not expressions to finish sentences with. It is incorrect to ever divide an infinitive. Avoid clichés like the disease. Also, always shun irritating alliteration. Use language that is simple and straight forward. put together a neat summary.

21. Arrangement of information: Each section of the main body should start with an opening sentence and there should be a changeover at the end of the section. Give only valid and powerful arguments to your topic. You may also maintain your arguments with records.

22. Never start in last minute: Always start at right time and give enough time to research work. Leaving everything to the last minute will degrade your paper and spoil your work.

23. Multitasking in research is not good: Doing several things at the same time proves bad habit in case of research activity. Research is an area, where everything has a particular time slot. Divide your research work in parts and do particular part in particular time slot.

24. Never copy others' work: Never copy others' work and give it your name because if evaluator has seen it anywhere you will be in trouble.

25. Take proper rest and food: No matter how many hours you spend for your research activity, if you are not taking care of your health then all your efforts will be in vain. For a quality research, study is must, and this can be done by taking proper rest and food.

26. Go for seminars: Attend seminars if the topic is relevant to your research area. Utilize all your resources.

27. Refresh your mind after intervals: Try to give rest to your mind by listening to soft music or by sleeping in intervals. This will also improve your memory.

28. Make colleagues: Always try to make colleagues. No matter how sharper or intelligent you are, if you make colleagues you can have several ideas, which will be helpful for your research.

29. Think technically: Always think technically. If anything happens, then search its reasons, its benefits, and demerits.

30. Think and then print: When you will go to print your paper, notice that tables are not be split, headings are not detached from their descriptions, and page sequence is maintained.

31. Adding unnecessary information: Do not add unnecessary information, like, I have used MS Excel to draw graph. Do not add irrelevant and inappropriate material. These all will create superfluous. Foreign terminology and phrases are not apropos. One should NEVER take a broad view. Analogy in script is like feathers on a snake. Not at all use a large word when a very small one would be sufficient. Use words properly, regardless of how others use them. Remove quotations. Puns are for kids, not grunt readers. Amplification is a billion times of inferior quality than sarcasm.

32. Never oversimplify everything: To add material in your research paper, never go for oversimplification. This will definitely irritate the evaluator. Be more or less specific. Also too, by no means, ever use rhythmic redundancies. Contractions aren't essential and shouldn't be there used. Comparisons are as terrible as clichés. Give up ampersands and abbreviations, and so on. Remove commas, that are, not necessary. Parenthetical words however should be together with this in commas. Understatement is all the time the complete best way to put onward earth-shaking thoughts. Give a detailed literary review.

33. Report concluded results: Use concluded results. From raw data, filter the results and then conclude your studies based on measurements and observations taken. Significant figures and appropriate number of decimal places should be used. Parenthetical remarks are prohibitive. Proofread carefully at final stage. In the end give outline to your arguments. Spot out perspectives of further study of this subject. Justify your conclusion by at the bottom of them with sufficient justifications and examples.

34. After conclusion: Once you have concluded your research, the next most important step is to present your findings. Presentation is extremely important as it is the definite medium though which your research is going to be in print to the rest of the crowd. Care should be taken to categorize your thoughts well and present them in a logical and neat manner. A good quality research paper format is essential because it serves to highlight your research paper and bring to light all necessary aspects in your research.

Informal Guidelines of Research Paper Writing

Key points to remember:

- Submit all work in its final form.
- Write your paper in the form, which is presented in the guidelines using the template.
- Please note the criterion for grading the final paper by peer-reviewers.

Final Points:

A purpose of organizing a research paper is to let people to interpret your effort selectively. The journal requires the following sections, submitted in the order listed, each section to start on a new page.

The introduction will be compiled from reference matter and will reflect the design processes or outline of basis that direct you to make study. As you will carry out the process of study, the method and process section will be constructed as like that. The result segment will show related statistics in nearly sequential order and will direct the reviewers next to the similar intellectual paths throughout the data that you took to carry out your study. The discussion section will provide understanding of the data and projections as to the implication of the results. The use of good quality references all through the paper will give the effort trustworthiness by representing an alertness of prior workings.

Writing a research paper is not an easy job no matter how trouble-free the actual research or concept. Practice, excellent preparation, and controlled record keeping are the only means to make straightforward the progression.

General style:

Specific editorial column necessities for compliance of a manuscript will always take over from directions in these general guidelines.

To make a paper clear

· Adhere to recommended page limits

Mistakes to evade

- Insertion a title at the foot of a page with the subsequent text on the next page
- Separating a table/chart or figure - impound each figure/table to a single page
- Submitting a manuscript with pages out of sequence

In every sections of your document

· Use standard writing style including articles ("a", "the," etc.)

· Keep on paying attention on the research topic of the paper

· Use paragraphs to split each significant point (excluding for the abstract)

· Align the primary line of each section

· Present your points in sound order

· Use present tense to report well accepted

· Use past tense to describe specific results

· Shun familiar wording, don't address the reviewer directly, and don't use slang, slang language, or superlatives

· Shun use of extra pictures - include only those figures essential to presenting results

Title Page:

Choose a revealing title. It should be short. It should not have non-standard acronyms or abbreviations. It should not exceed two printed lines. It should include the name(s) and address (es) of all authors.

Abstract:

The summary should be two hundred words or less. It should briefly and clearly explain the key findings reported in the manuscript--must have precise statistics. It should not have abnormal acronyms or abbreviations. It should be logical in itself. Shun citing references at this point.

An abstract is a brief distinct paragraph summary of finished work or work in development. In a minute or less a reviewer can be taught the foundation behind the study, common approach to the problem, relevant results, and significant conclusions or new questions.

Write your summary when your paper is completed because how can you write the summary of anything which is not yet written? Wealth of terminology is very essential in abstract. Yet, use comprehensive sentences and do not let go readability for briefness. You can maintain it succinct by phrasing sentences so that they provide more than lone rationale. The author can at this moment go straight to shortening the outcome. Sum up the study, with the subsequent elements in any summary. Try to maintain the initial two items to no more than one ruling each.

- Reason of the study - theory, overall issue, purpose
- Fundamental goal
- To the point depiction of the research
- Consequences, including definite statistics - if the consequences are quantitative in nature, account quantitative data; results of any numerical analysis should be reported
- Significant conclusions or questions that track from the research(es)

Approach:

- Single section, and succinct
- As a outline of job done, it is always written in past tense
- A conceptual should situate on its own, and not submit to any other part of the paper such as a form or table
- Center on shortening results - bound background information to a verdict or two, if completely necessary
- What you account in an conceptual must be regular with what you reported in the manuscript
- Exact spelling, clearness of sentences and phrases, and appropriate reporting of quantities (proper units, important statistics) are just as significant in an abstract as they are anywhere else

Introduction:

The **Introduction** should "introduce" the manuscript. The reviewer should be presented with sufficient background information to be capable to comprehend and calculate the purpose of your study without having to submit to other works. The basis for the study should be offered. Give most important references but shun difficult to make a comprehensive appraisal of the topic. In the introduction, describe the problem visibly. If the problem is not acknowledged in a logical, reasonable way, the reviewer will have no attention in your result. Speak in common terms about techniques used to explain the problem, if needed, but do not present any particulars about the protocols here. Following approach can create a valuable beginning:

- Explain the value (significance) of the study
- Shield the model - why did you employ this particular system or method? What is its compensation? You strength remark on its appropriateness from a abstract point of vision as well as point out sensible reasons for using it.
- Present a justification. Status your particular theory (es) or aim(s), and describe the logic that led you to choose them.
- Very for a short time explain the tentative propose and how it skilled the declared objectives.

Approach:

- Use past tense except for when referring to recognized facts. After all, the manuscript will be submitted after the entire job is done.
- Sort out your thoughts; manufacture one key point with every section. If you make the four points listed above, you will need a least of four paragraphs.

- Present surroundings information only as desirable in order hold up a situation. The reviewer does not desire to read the whole thing you know about a topic.
- Shape the theory/purpose specifically - do not take a broad view.
- As always, give awareness to spelling, simplicity and correctness of sentences and phrases.

Procedures (Methods and Materials):

This part is supposed to be the easiest to carve if you have good skills. A sound written Procedures segment allows a capable scientist to replacement your results. Present precise information about your supplies. The suppliers and clarity of reagents can be helpful bits of information. Present methods in sequential order but linked methodologies can be grouped as a segment. Be concise when relating the protocols. Attempt for the least amount of information that would permit another capable scientist to spare your outcome but be cautious that vital information is integrated. The use of subheadings is suggested and ought to be synchronized with the results section. When a technique is used that has been well described in another object, mention the specific item describing a way but draw the basic principle while stating the situation. The purpose is to text all particular resources and broad procedures, so that another person may use some or all of the methods in one more study or referee the scientific value of your work. It is not to be a step by step report of the whole thing you did, nor is a methods section a set of orders.

Materials:

- Explain materials individually only if the study is so complex that it saves liberty this way.
- Embrace particular materials, and any tools or provisions that are not frequently found in laboratories.
- Do not take in frequently found.
- If use of a definite type of tools.
- Materials may be reported in a part section or else they may be recognized along with your measures.

Methods:

- Report the method (not particulars of each process that engaged the same methodology)
- Describe the method entirely
- To be succinct, present methods under headings dedicated to specific dealings or groups of measures
- Simplify - details how procedures were completed not how they were exclusively performed on a particular day.
- If well known procedures were used, account the procedure by name, possibly with reference, and that's all.

Approach:

- It is embarrassed or not possible to use vigorous voice when documenting methods with no using first person, which would focus the reviewer's interest on the researcher rather than the job. As a result when script up the methods most authors use third person passive voice.
- Use standard style in this and in every other part of the paper - avoid familiar lists, and use full sentences.

What to keep away from

- Resources and methods are not a set of information.
- Skip all descriptive information and surroundings - save it for the argument.
- Leave out information that is immaterial to a third party.

Results:

The principle of a results segment is to present and demonstrate your conclusion. Create this part a entirely objective details of the outcome, and save all understanding for the discussion.

The page length of this segment is set by the sum and types of data to be reported. Carry on to be to the point, by means of statistics and tables, if suitable, to present consequences most efficiently.You must obviously differentiate material that would usually be incorporated in a study editorial from any unprocessed data or additional appendix matter that would not be available. In fact, such matter should not be submitted at all except requested by the instructor.

Content

- Sum up your conclusion in text and demonstrate them, if suitable, with figures and tables.
- In manuscript, explain each of your consequences, point the reader to remarks that are most appropriate.
- Present a background, such as by describing the question that was addressed by creation an exacting study.
- Explain results of control experiments and comprise remarks that are not accessible in a prescribed figure or table, if appropriate.
- Examine your data, then prepare the analyzed (transformed) data in the form of a figure (graph), table, or in manuscript form.

What to stay away from

- Do not discuss or infer your outcome, report surroundings information, or try to explain anything.
- Not at all, take in raw data or intermediate calculations in a research manuscript.
- Do not present the similar data more than once.
- Manuscript should complement any figures or tables, not duplicate the identical information.
- Never confuse figures with tables - there is a difference.

Approach

- As forever, use past tense when you submit to your results, and put the whole thing in a reasonable order.
- Put figures and tables, appropriately numbered, in order at the end of the report
- If you desire, you may place your figures and tables properly within the text of your results part.

Figures and tables

- If you put figures and tables at the end of the details, make certain that they are visibly distinguished from any attach appendix materials, such as raw facts
- Despite of position, each figure must be numbered one after the other and complete with subtitle
- In spite of position, each table must be titled, numbered one after the other and complete with heading
- All figure and table must be adequately complete that it could situate on its own, divide from text

Discussion:

The Discussion is expected the trickiest segment to write and describe. A lot of papers submitted for journal are discarded based on problems with the Discussion. There is no head of state for how long a argument should be. Position your understanding of the outcome visibly to lead the reviewer through your conclusions, and then finish the paper with a summing up of the implication of the study. The purpose here is to offer an understanding of your results and hold up for all of your conclusions, using facts from your research and generally accepted information, if suitable. The implication of result should be visibly described. Infer your data in the conversation in suitable depth. This means that when you clarify an observable fact you must explain mechanisms that may account for the observation. If your results vary from your prospect, make clear why that may have happened. If your results agree, then explain the theory that the proof supported. It is never suitable to just state that the data approved with prospect, and let it drop at that.

- Make a decision if each premise is supported, discarded, or if you cannot make a conclusion with assurance. Do not just dismiss a study or part of a study as "uncertain."
- Research papers are not acknowledged if the work is imperfect. Draw what conclusions you can based upon the results that you have, and take care of the study as a finished work
- You may propose future guidelines, such as how the experiment might be personalized to accomplish a new idea.
- Give details all of your remarks as much as possible, focus on mechanisms.
- Make a decision if the tentative design sufficiently addressed the theory, and whether or not it was correctly restricted.
- Try to present substitute explanations if sensible alternatives be present.
- One research will not counter an overall question, so maintain the large picture in mind, where do you go next? The best studies unlock new avenues of study. What questions remain?
- Recommendations for detailed papers will offer supplementary suggestions.

Approach:

- When you refer to information, differentiate data generated by your own studies from available information
- Submit to work done by specific persons (including you) in past tense.
- Submit to generally acknowledged facts and main beliefs in present tense.

Administration Rules Listed Before Submitting Your Research Paper to Global Journals Inc. (US)

Please carefully note down following rules and regulation before submitting your Research Paper to Global Journals Inc. (US):

Segment Draft and Final Research Paper: You have to strictly follow the template of research paper. If it is not done your paper may get rejected.

- The **major constraint** is that you must independently make all content, tables, graphs, and facts that are offered in the paper. You must write each part of the paper wholly on your own. The Peer-reviewers need to identify your own perceptive of the concepts in your own terms. NEVER extract straight from any foundation, and never rephrase someone else's analysis.

- Do not give permission to anyone else to "PROOFREAD" your manuscript.

- Methods to avoid Plagiarism is applied by us on every paper, if found guilty, you will be blacklisted by all of our collaborated research groups, your institution will be informed for this and strict legal actions will be taken immediately.)
- To guard yourself and others from possible illegal use please do not permit anyone right to use to your paper and files.

Criterion for Grading a Research Paper (Compilation) by Global Journals Inc. (US)

Please note that following table is only a Grading of "Paper Compilation" and not on "Performed/Stated Research" whose grading solely depends on Individual Assigned Peer Reviewer and Editorial Board Member. These can be available only on request and after decision of Paper. This report will be the property of Global Journals Inc. (US).

Topics	Grades		
	A-B	**C-D**	**E-F**
Abstract	Clear and concise with appropriate content, Correct format. 200 words or below	Unclear summary and no specific data, Incorrect form Above 200 words	No specific data with ambiguous information Above 250 words
Introduction	Containing all background details with clear goal and appropriate details, flow specification, no grammar and spelling mistake, well organized sentence and paragraph, reference cited	Unclear and confusing data, appropriate format, grammar and spelling errors with unorganized matter	Out of place depth and content, hazy format
Methods and Procedures	Clear and to the point with well arranged paragraph, precision and accuracy of facts and figures, well organized subheads	Difficult to comprehend with embarrassed text, too much explanation but completed	Incorrect and unorganized structure with hazy meaning
Result	Well organized, Clear and specific, Correct units with precision, correct data, well structuring of paragraph, no grammar and spelling mistake	Complete and embarrassed text, difficult to comprehend	Irregular format with wrong facts and figures
Discussion	Well organized, meaningful specification, sound conclusion, logical and concise explanation, highly structured paragraph reference cited	Wordy, unclear conclusion, spurious	Conclusion is not cited, unorganized, difficult to comprehend
References	Complete and correct format, well organized	Beside the point, Incomplete	Wrong format and structuring

Index

A

Arbitrary · 9, 12, 13, 15

B

Bochkarev · 6

G

Gundelia · 26, 28

I

Ivanenko · 6, 7

L

Lagrangian · 1
Lombraña · 21

P

Plentiful · 9

T

Tournefortii · 26, 28

save our planet

Global Journal of Science Frontier Research

Visit us on the Web at www.GlobalJournals.org | www.JournalofScience.org
or email us at helpdesk@globaljournals.org

ISSN 9755896

© Global Journals