



GLOBAL JOURNAL OF SCIENCE FRONTIER RESEARCH  
MATHEMATICS AND DECISION SCIENCES  
Volume 13 Issue 2 Version 1.0 Year 2013  
Type : Double Blind Peer Reviewed International Research Journal  
Publisher: Global Journals Inc. (USA)  
Online ISSN: 2249-4626 & Print ISSN: 0975-5896

## (1, 2) - Domination in Some Harmonius Graphs

By N. Murugesan & Deepa.S.Nair

*Mathematics Government Arts College*

*Abstract* - In this paper we discuss (1, 2) - domination in some harmonious graphs namely ladder graph, wheel graph and tetrahedral graph.

*Keywords* : dominating set, domination number, (1,2) - dominating set, (1,2) - domination number.


*GJSFR-F Classification* : MSC 2010: 05C10, AMS: 05C69



*Strictly as per the compliance and regulations of :*



© 2013. N. Murugesan & Deepa.S.Nair. This is a research/review paper, distributed under the terms of the Creative Commons Attribution-Noncommercial 3.0 Unported License (<http://creativecommons.org/licenses/by-nc/3.0/>), permitting all non commercial use, distribution, and reproduction in any medium, provided the original work is properly cited.



# (1, 2) - Domination in Some Harmonious Graphs

N. Murugesan<sup>α</sup> & Deepa.S.Nair<sup>σ</sup>

**Abstract** - In this paper we discuss (1, 2) - domination in some harmonious graphs namely ladder graph, wheel graph and tetrahedral graph.

**Keywords** : dominating set, domination number, (1,2) - dominating set, (1,2) - domination number.

## I. INTRODUCTION

Let  $G = (V,E)$  be a simple graph. A subset  $D$  of  $V$  is a *dominating set* of  $G$  if every vertex of  $V - D$  is adjacent to a vertex of  $D$ . The *domination number* of  $G$ , denoted by  $\gamma(G)$ , is the minimum cardinality of a dominating set of  $G$ .

A *(1,2) - dominating set* in a graph  $G = (V,E)$  is a set  $S$  having the property that for every vertex  $v$  in  $V - S$  there is atleast one vertex in  $S$  at distance 1 from  $v$  and a second vertex in  $S$  at distance almost 2 from  $v$ . The order of the smallest (1,2) - dominating set of  $G$  is called the *(1,2) - domination number* of  $G$  and we denote it by  $\gamma_{(1,2)}$ .


A *harmonious graph* is a connected labeled graph with  $n$  graph edges in which all graph vertices can be labeled with distinct integers (mod  $n$ ) so that the sums of the pairs of numbers at the ends of each graph edge are also distinct (mod  $n$ ). The ladder graph and wheel graph are harmonious. The  $n$ -ladder graph can be defined as  $P_2 \square P_n$ , where  $P_n$  is a path graph. It is therefore equal to the  $2 \times n$  grid graph. This graph looks like a ladder, having two rails and  $n$  rungs between them. A wheel graph  $W_n$  of order  $n$ , contains a cycle of order  $n-1$ , and for which every graph vertex in the cycle is connected to one other graph vertex. *The tetrahedral graph* is the platonic graph that is the unique polyhedral graph on four nodes which is also the complete graph  $K_4$  and therefore the wheel graph  $W_4$ .

**Author ασ** : Post Graduate and Research Department of Mathematics Government Arts College, Coimbatore-18, India.  
E-mail : deepamtr@gmail.com

## II. (1,2) - DOMINATION IN LADDER GRAPHS

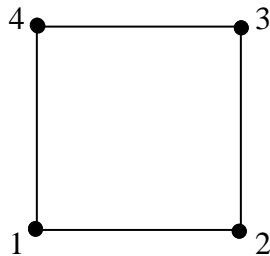
In this section we consider ladder graphs of order upto 10 and find out their domination number and (1,2) - domination number.

i) For  $n = 1$ ,



This is a graph of order 2. (1,2) - domination number is defined for graphs of order atleast 3.

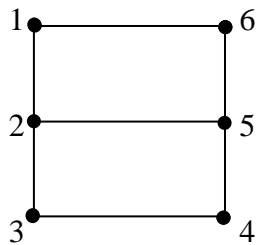
For  $n = 2$ ,



$\{1,2\}$  is a dominating set and also a (1,2) - dominating set.  $\{1,2\}$  is a dominating set.

$$\therefore \gamma_{(1,2)} = 2 \quad \text{and} \quad \gamma = 2.$$

For  $n = 3$ ,

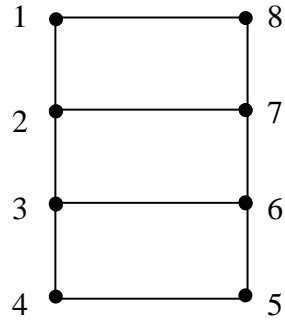


$\{1,2,3\}$  is a (1,2) - dominating set.  $\{2,5\}$  is a dominating set.

$$\therefore \gamma_{(1,2)} = 3 \quad \text{and} \quad \gamma = 2.$$

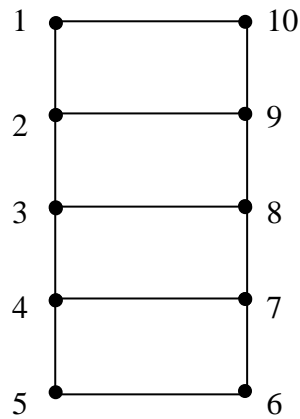


For  $n = 4$ ,



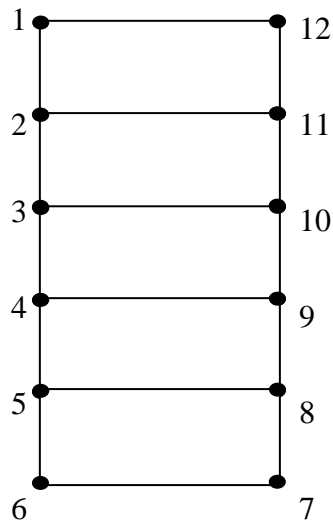
$\{1,2,3,4\}$  is a  $(1,2)$  - dominating set.  $\{1,3,5,7\}$  is a dominating set.  
 $\gamma_{(1,2)} = 4$  and  $\gamma = 4$ .

For  $n = 5$ ,



$\{1,2,3,4,5\}$  is a  $(1,2)$  - dominating set.  $\{1,3,6,8\}$  is a dominating set.  
 $\gamma_{(1,2)} = 5$  and  $\gamma = 4$ .

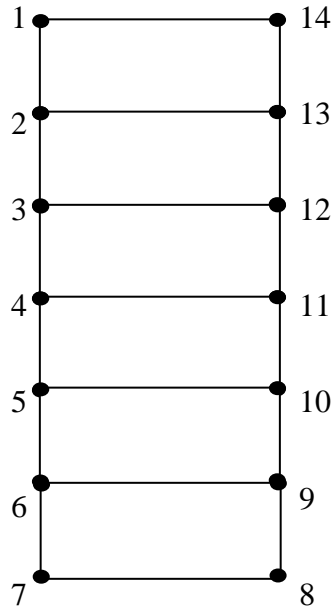
For  $n = 6$ ,



$\{1,2,3,4,5,6\}$  is a  $(1,2)$  - dominating set.  $\{1,3,5,7,9,11\}$  is a dominating set.  
 $\gamma_{(1,2)} = 6$  and  $\gamma = 6$ .



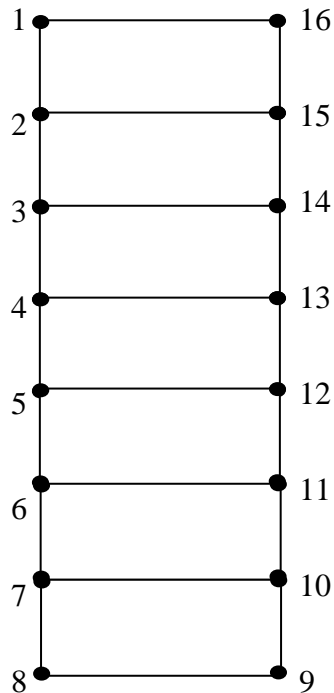
For  $n = 7$ ,



$\{1,2,3,4,5,6,7\}$  is a  $(1,2)$  - dominating set.  $\{1,4,6,8,11,13\}$  is a dominating set.

$$\gamma_{(1,2)} = 7 \quad \text{and} \quad \gamma = 6.$$

For  $n = 8$ ,

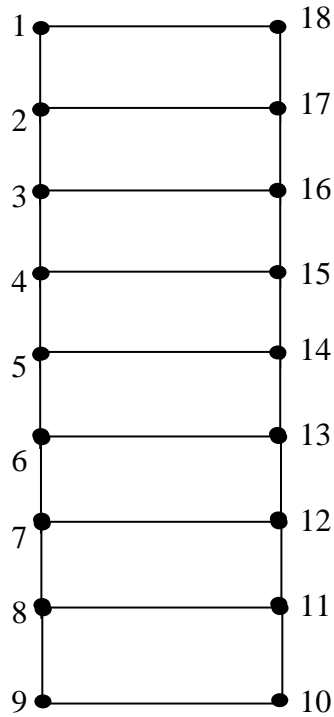


$\{1,2,3,4,5,6,7,8\}$  is a  $(1,2)$  - dominating set.  $\{1,3,5,7,9,11,13,15\}$  is a dominating set.

$$\gamma_{(1,2)} = 8 \quad \text{and} \quad \gamma = 8.$$



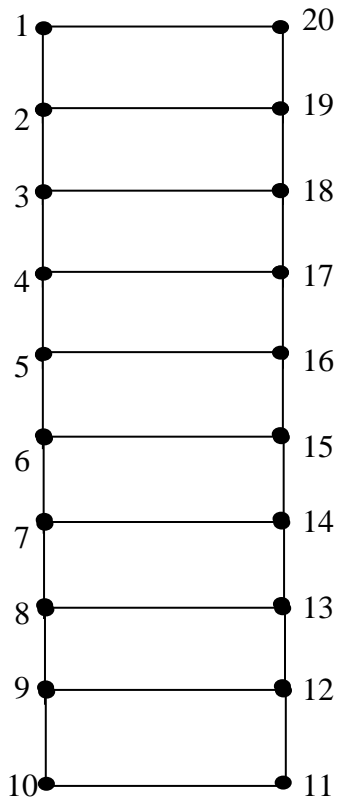
For  $n = 9$ ,



$\{1,2,3,4,5,6,7,8,9\}$  is a  $(1,2)$  - dominating set.  $\{1,3,5,7,10,13,14,15\}$  is a dominating set.

$\gamma_{(1,2)} = 9$  and  $\gamma = 8$ .

For  $n = 10$ ,



$\{1,2,3,4,5,6,7,8,9,10\}$  is a  $(1,2)$  - dominating set.  $\{1,3,5,7,9,11,13,15,17,19\}$  is a dominating set.

$\gamma_{(1,2)} = 10$  and  $\gamma = 10$ .

From the above examples we have the following theorems.

### Theorem 2.1

For a ladder graph  $L_n$ , (1,2)- domination number is  $n$ . That is,  $\gamma_{(1,2)}(L_n) = n$ .

Proof :

For a ladder graph  $L_n$ , there are  $3n-2$  edges and  $2n$  vertices. Also there are  $n$  vertices in both the rails. Suppose a vertex  $v_1$  in the first rail is adjacent to a vertex  $u_1$  in the second rail. Then all the remaining vertices in the first rail will be at distance greater than 1 from  $u_1$ . So to form a (1,2) - dominating set we have to include all the vertices in one rail. So the (1,2) - domination number is  $n$ .

### Theorem 2.2

For a ladder graph  $L_n$  with  $n$  even,  $\gamma(L_n) = n$ .

Proof :

Each  $L_n$  has  $3n-2$  edges and  $2n$  vertices. If  $n$  is even, the vertices in the inner rungs, that is,  $\frac{n}{2}$  rungs can form a dominating set. So the number of vertices in the dominating set will be  $n$ , since each rung contains two vertices. Hence  $\gamma(L_n) = n$ .

### Theorem 2.3

For a ladder graph  $L_n$  with  $n$  odd,  $\gamma(L_n) = n-1$ .

Proof :

Each  $L_n$  has  $3n-2$  edges and  $2n$  vertices. Since  $n$  is odd, the vertices in the middle rung will be at equal distance from the vertices in the outer rungs. So if we take the two vertices of the middle rung and one vertex each from the alternate rungs, that set will form a dominating set. So since there are  $n$  rungs, the set will consist of  $n-1$  vertices. So the domination number is  $n-1$ . Hence  $\gamma(L_n) = n-1$ .

## III. RELATION BETWEEN DOMINATION NUMBER AND (1,2)-DOMINATION NUMBER OF LADDER GRAPHS

Lemma 3.1([5],p.782)

In a graph  $G$ , domination number is less than or equal to (1,2)-domination number.

Ref.

5. Murugesan N. and Deepa S. Nair, (1,2) - domination in Graphs, J. Math. Comput. Sci., Vol.2, 2012, No.4, 774-783.

Proof:

Let  $G$  be a graph and  $D$  be its dominating set. Then every vertex in  $V-D$  is adjacent to a vertex in  $D$ . That is, in  $D$ , for every vertex  $u$ , there is a vertex which is at distance 1 from  $u$ . But it is not necessary that there is a second vertex at distance at most 2 from  $u$ . So if we find a (1,2)- dominating set ,it will contain more vertices or atleast equal number of vertices than the dominating set. So the domination number is less than or equal to (1,2)- domination number.

This is true for ladder graphs also.

From the examples discussed in section 2 we have the following theorems

### **Theorem 3.1**

For a ladder graph  $L_n$  with  $n$  even, the domination number and (1,2) - domination number are equal.

Proof :

In a ladder graph, there are  $2n$  vertices and  $3n-2$  edges. The  $n$  vertices in one rail form a (1,2) - dominating set. If  $n$  is even the number of inner rungs will be  $\frac{n}{2}$  even. And the vertices of these inner rungs form a dominating set. Since each rung contains 2 vertices, the dominating set will consist of  $n$  vertices. Hence the domination number and (1,2) - domination number are equal.

### **Theorem 3.2**

For  $n$  odd, the domination number of a ladder graph  $L_n$  is less than the (1,2) - domination number.

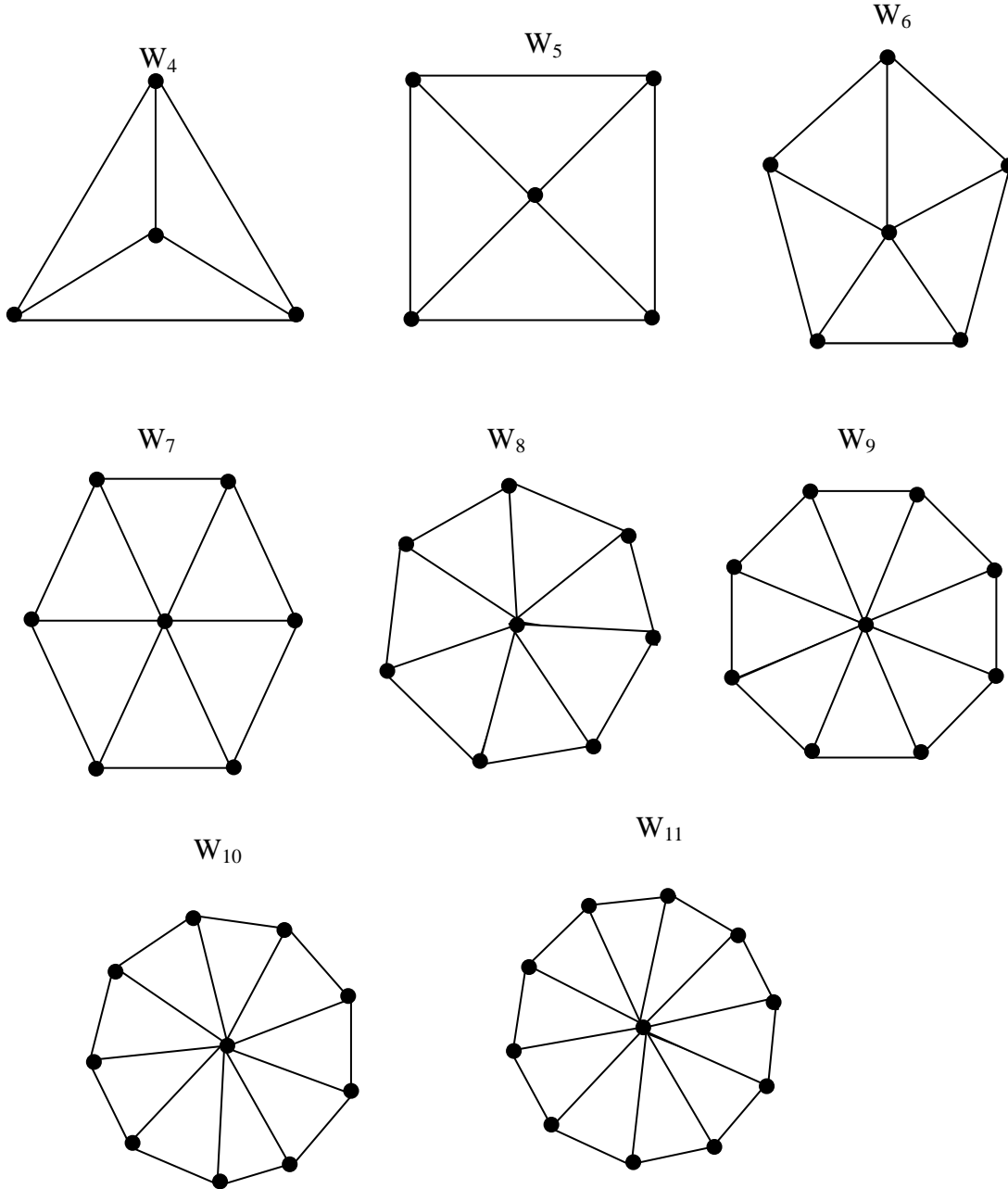
Proof :

For a ladder graph with  $n$  odd, the number of inner rungs will be  $(n-2)$ , odd. The vertices of the middle rung and one vertex each from the alternate rungs will form a dominating set. So altogether we will get  $(n-1)$  vertices. That is, the domination number is  $(n-1)$ . But the (1,2) - domination number is  $n$ . Hence the domination number is less than the (1,2) - domination number.



IV. (1,2) - DOMINATION IN WHEEL GRAPHS

Consider the following wheel graphs.



**Theorem 4.1**

The domination number of a wheel graph is 1. That is,  $\gamma(W_n) = 1$

Proof :

In a wheel graph it contains a cycle of order  $n - 1$  every graph vertex in the cycle is connected to one other graph vertex. In a wheel  $W_n$ , there is a vertex with degree  $n-1$ . So that vertex is adjacent to all other vertices. Hence the domination number is one.

**Theorem 4.2**

For a wheel graph  $W_n$ ,  $(1,2)$  - domination number is 2.

That is,  $\gamma_{(1,2)}(W_n) = 2$ .

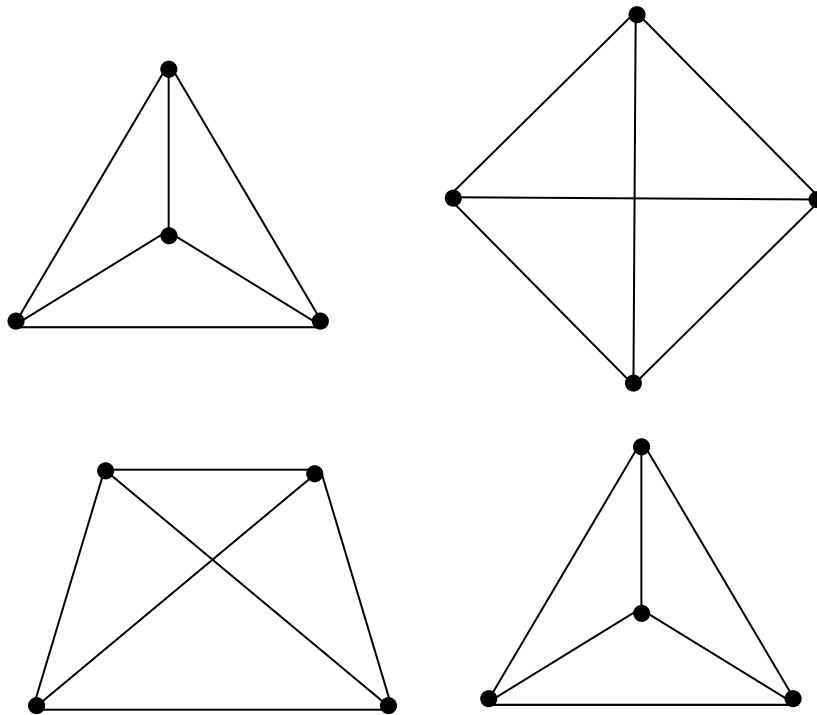
Proof :

The dominating set of a wheel graph consists of only one vertex. By the definition of  $(1,2)$  - dominating set, it should contain atleast two vertices. So if we take the central vertex and any one of the vertex from the cycle, that will form a  $(1,2)$  - dominating set.

The cardinality of the  $(1,2)$  - dominating is 2. Hence  $\gamma_{(1,2)}(W_n) = 2$ .

### V. $(1,2)$ - DOMINATION IN THE TETRAHEDRAL GRAPHS

Consider the following graphs

**Theorem 5.1**

For a tetrahedral graphs, there does not exist any  $(1,2)$  - dominating set.

Proof :

A tetrahedral graph is also a complete graph  $K_4$ . We proved in paper [5] that  $(1,2)$  - domination is not possible in complete graphs. We cannot find a  $(1,2)$  - dominating set in tetrahedral graphs.

Ref.

5. Murugesan N. and Deepa S. Nair,  $(1,2)$  - domination in Graphs, J. Math. Comput. Sci., Vol.2, 2012, No.4, 774-783.

## VI. CONCLUSION

Here we discussed the (1,2)-domination in three types of harmonius graphs. The domination number of ladder graphs is less than or equal to (1,2) - domination number which agrees to the result of previous paper [5]. (1,2) - domination is not possible in tetrahedral graphs.

## REFERENCES RÉFÉRENCES REFERENCIAS

1. Allan R.B. and R. Laskar, On domination and independent domination number of a graph, *Discr. Math*, 23, 73-76 (1978)
2. Cockayne E.J. and S.T. Hedetniemi, Towards a theory of domination in graphs, *Networks*, 7 247-261, (1977)
3. Frank Harary, *Graph Theory*, Narosa Publishing Home (1969).
4. Haynes T.W., Hedetniemi S.T. and Slater P.J., *Fundamentals of domination in Graphs*, Marcel Dekker, New York, 1998.
5. Murugesan N. and Deepa S. Nair, (1,2) - domination in Graphs, *J. Math. Comput. Sci.*, Vol.2, 2012, No.4, 774-783.
6. Murugesan N. and Deepa S. Nair, The Domination and Independence of Some Cubic Bipartite Graphs, *Int. J. Contemp. Math Sciences*, Vol.6, 2011, No.13, 611-618.
7. Narsingh Deo, *Graph Theory with Applications to Engineering and Computer Science*, Prentice Hall, Inc., USA, 1974.
8. Steve Hedetniemi, Sandee Hedetniemi, (1,2) - Domination in Graphs.