Online ISSN: 2249-4626
Print ISSN: 0975-5896

Global Journal of Science Frontier Research: A

Physics and Space Science

Highlights

- Diagnosing Complex Objects
- Measurement of Liquid Volume
- Effect of Power Law Temperature
- Distortions to General Relativity

Discovering Thoughts, Inventing Future

VOLUME 13 ISSUE 7 VERSION 1.0

© 2001-2013 by Global Journal of Science Frontier Research , USA

Global Journal of Science Frontier Research: A
Physics & Space Science

Global Journal of Science Frontier Research: A
Physics & Space Science
Volume 13 Issue 7 (Ver. 1.0)

Open Association of Research Society

© Global Journal of Science Frontier Research .2013.

All rights reserved.

This is a special issue published in version 1.0 of "Global Journal of Science Frontier Research." By Global Journals Inc.

All articles are open access articles distributed under "Global Journal of Science Frontier Research"

Reading License, which permits restricted use. Entire contents are copyright by of "Global Journal of Science Frontier Research" unless otherwise noted on specific articles.

No part of this publication may be reproduced or transmitted in any form or by any means, electronic or mechanical, including photocopy, recording, or any information storage and retrieval system, without written permission.

The opinions and statements made in this book are those of the authors concerned. Ultraculture has not verified and neither confirms nor denies any of the foregoing and no warranty or fitness is implied.

Engage with the contents herein at your own risk.

The use of this journal, and the terms and conditions for our providing information, is governed by our Disclaimer, Terms and Conditions and Privacy Policy given on our website http://globaljournals.us/terms-and-condition/menu-id-1463/

By referring / using / reading / any type of association / referencing this journal, this signifies and you acknowledge that you have read them and that you accept and will be bound by the terms thereof.

All information, journals, this journal, activities undertaken, materials, services and our website, terms and conditions, privacy policy, and this journal is subject to change anytime without any prior notice.

Incorporation No.: 0423089
License No.: 42125/022010/1186
Registration No.: 430374
Import-Export Code: 1109007027
Employer Identification Number (EIN):
USA Tax ID: 98-0673427

Global Journals Inc.

*(A Delaware USA Incorporation with "Good Standing"; **Reg. Number: 0423089**)*

Sponsors: Open Association of Research Society
Open Scientific Standards

Publisher's Headquarters office

Global Journals Headquarters
301st Edgewater Place Suite, 100 Edgewater Dr.-Pl,
Wakefield MASSACHUSETTS, Pin: 01880,
United States of America
USA Toll Free: +001-888-839-7392
USA Toll Free Fax: +001-888-839-7392

Offset Typesetting

Global Journals Incorporated
2nd, Lansdowne, Lansdowne Rd., Croydon-Surrey,
Pin: CR9 2ER, United Kingdom

Packaging & Continental Dispatching

Global Journals
E-3130 Sudama Nagar, Near Gopur Square,
Indore, M.P., Pin:452009, India

Find a correspondence nodal officer near you

To find nodal officer of your country, please email us at *local@globaljournals.org*

eContacts

Press Inquiries: *press@globaljournals.org*
Investor Inquiries: *investers@globaljournals.org*
Technical Support: *technology@globaljournals.org*
Media & Releases: *media@globaljournals.org*

Pricing (Including by Air Parcel Charges):

For Authors:
22 USD (B/W) & 50 USD (Color)
Yearly Subscription (Personal & Institutional):
200 USD (B/W) & 250 USD (Color)

Integrated Editorial Board
(Computer Science, Engineering, Medical, Management, Natural Science, Social Science)

John A. Hamilton,"Drew" Jr.,
Ph.D., Professor, Management
Computer Science and Software Engineering
Director, Information Assurance Laboratory
Auburn University

Dr. Henry Hexmoor
IEEE senior member since 2004
Ph.D. Computer Science, University at Buffalo
Department of Computer Science
Southern Illinois University at Carbondale

Dr. Osman Balci, Professor
Department of Computer Science
Virginia Tech, Virginia University
Ph.D.and M.S.Syracuse University, Syracuse, New York
M.S. and B.S. Bogazici University, Istanbul, Turkey

Yogita Bajpai
M.Sc. (Computer Science), FICCT
U.S.A.Email:
yogita@computerresearch.org

Dr. T. David A. Forbes
Associate Professor and Range Nutritionist
Ph.D. Edinburgh University - Animal Nutrition
M.S. Aberdeen University - Animal Nutrition
B.A. University of Dublin- Zoology

Dr. Wenying Feng
Professor, Department of Computing & Information Systems
Department of Mathematics
Trent University, Peterborough,
ON Canada K9J 7B8

Dr. Thomas Wischgoll
Computer Science and Engineering,
Wright State University, Dayton, Ohio
B.S., M.S., Ph.D.
(University of Kaiserslautern)

Dr. Abdurrahman Arslanyilmaz
Computer Science & Information Systems Department
Youngstown State University
Ph.D., Texas A&M University
University of Missouri, Columbia
Gazi University, Turkey

Dr. Xiaohong He
Professor of International Business
University of Quinnipiac
BS, Jilin Institute of Technology; MA, MS, PhD,. (University of Texas-Dallas)

Burcin Becerik-Gerber
University of Southern California
Ph.D. in Civil Engineering
DDes from Harvard University
M.S. from University of California, Berkeley & Istanbul University

Dr. Bart Lambrecht
Director of Research in Accounting and FinanceProfessor of Finance
Lancaster University Management School
BA (Antwerp); MPhil, MA, PhD (Cambridge)

Dr. Carlos García Pont
Associate Professor of Marketing
IESE Business School, University of Navarra
Doctor of Philosophy (Management), Massachusetts Institute of Technology (MIT)
Master in Business Administration, IESE, University of Navarra
Degree in Industrial Engineering, Universitat Politècnica de Catalunya

Dr. Fotini Labropulu
Mathematics - Luther College
University of ReginaPh.D., M.Sc. in Mathematics
B.A. (Honors) in Mathematics
University of Windso

Dr. Lynn Lim
Reader in Business and Marketing
Roehampton University, London
BCom, PGDip, MBA (Distinction), PhD, FHEA

Dr. Mihaly Mezei
ASSOCIATE PROFESSOR
Department of Structural and Chemical Biology, Mount Sinai School of Medical Center
Ph.D., Etvs Lornd University
Postdoctoral Training,
New York University

Dr. Söhnke M. Bartram
Department of Accounting and FinanceLancaster University Management SchoolPh.D. (WHU Koblenz)
MBA/BBA (University of Saarbrücken)

Dr. Miguel Angel Ariño
Professor of Decision Sciences
IESE Business School
Barcelona, Spain (Universidad de Navarra)
CEIBS (China Europe International Business School).
Beijing, Shanghai and Shenzhen
Ph.D. in Mathematics
University of Barcelona
BA in Mathematics (Licenciatura)
University of Barcelona

Philip G. Moscoso
Technology and Operations Management
IESE Business School, University of Navarra
Ph.D in Industrial Engineering and Management, ETH Zurich
M.Sc. in Chemical Engineering, ETH Zurich

Dr. Sanjay Dixit, M.D.
Director, EP Laboratories, Philadelphia VA Medical Center
Cardiovascular Medicine - Cardiac Arrhythmia
Univ of Penn School of Medicine

Dr. Han-Xiang Deng
MD., Ph.D
Associate Professor and Research Department Division of Neuromuscular Medicine
Davee Department of Neurology and Clinical NeuroscienceNorthwestern University Feinberg School of Medicine

Dr. Pina C. Sanelli
Associate Professor of Public Health
Weill Cornell Medical College
Associate Attending Radiologist
NewYork-Presbyterian Hospital
MRI, MRA, CT, and CTA
Neuroradiology and Diagnostic Radiology
M.D., State University of New York at Buffalo,School of Medicine and Biomedical Sciences

Dr. Roberto Sanchez
Associate Professor
Department of Structural and Chemical Biology
Mount Sinai School of Medicine
Ph.D., The Rockefeller University

Dr. Wen-Yih Sun
Professor of Earth and Atmospheric SciencesPurdue University Director National Center for Typhoon and Flooding Research, Taiwan University Chair Professor Department of Atmospheric Sciences, National Central University, Chung-Li, TaiwanUniversity Chair Professor Institute of Environmental Engineering, National Chiao Tung University, Hsin-chu, Taiwan.Ph.D., MS The University of Chicago, Geophysical Sciences
BS National Taiwan University, Atmospheric Sciences
Associate Professor of Radiology

Dr. Michael R. Rudnick
M.D., FACP
Associate Professor of Medicine
Chief, Renal Electrolyte and Hypertension Division (PMC)
Penn Medicine, University of Pennsylvania
Presbyterian Medical Center, Philadelphia
Nephrology and Internal Medicine
Certified by the American Board of Internal Medicine

Dr. Bassey Benjamin Esu
B.Sc. Marketing; MBA Marketing; Ph.D Marketing
Lecturer, Department of Marketing, University of Calabar
Tourism Consultant, Cross River State Tourism Development Department
Co-ordinator , Sustainable Tourism Initiative, Calabar, Nigeria

Dr. Aziz M. Barbar, Ph.D.
IEEE Senior Member
Chairperson, Department of Computer Science
AUST - American University of Science & Technology
Alfred Naccash Avenue – Ashrafieh

President Editor (HON.)

Dr. George Perry, (Neuroscientist)
Dean and Professor, College of Sciences
Denham Harman Research Award (American Aging Association)
ISI Highly Cited Researcher, Iberoamerican Molecular Biology Organization
AAAS Fellow, Correspondent Member of Spanish Royal Academy of Sciences
University of Texas at San Antonio
Postdoctoral Fellow (Department of Cell Biology)
Baylor College of Medicine
Houston, Texas, United States

Chief Author (HON.)

Dr. R.K. Dixit
M.Sc., Ph.D., FICCT
Chief Author, India
Email: authorind@computerresearch.org

Dean & Editor-in-Chief (HON.)

Vivek Dubey(HON.)
MS (Industrial Engineering),
MS (Mechanical Engineering)
University of Wisconsin, FICCT
Editor-in-Chief, USA
editorusa@computerresearch.org

Sangita Dixit
M.Sc., FICCT
Dean & Chancellor (Asia Pacific)
deanind@computerresearch.org

Suyash Dixit
(B.E., Computer Science Engineering), FICCTT
President, Web Administration and
Development , CEO at IOSRD
COO at GAOR & OSS

Er. Suyog Dixit
(M. Tech), BE (HONS. in CSE), FICCT
SAP Certified Consultant
CEO at IOSRD, GAOR & OSS
Technical Dean, Global Journals Inc. (US)
Website: www.suyogdixit.com
Email:suyog@suyogdixit.com

Pritesh Rajvaidya
(MS) Computer Science Department
California State University
BE (Computer Science), FICCT
Technical Dean, USA
Email: pritesh@computerresearch.org

Luis Galárraga
J!Research Project Leader
Saarbrücken, Germany

Contents of the Volume

i. Copyright Notice
ii. Editorial Board Members
iii. Chief Author and Dean
iv. Table of Contents
v. From the Chief Editor's Desk
vi. Research and Review Papers

1. Evaluation of Condition Symptoms in Diagnosing Complex Objects. *1-8*
2. Errors of the Wheeler School, the Distortions to General Relativity and the Damage to Education in MIT Open Courses in Physics. *9-24*
3. Effect of Power Law Temperature Variation on a Vertical Conical Annular Porous Medium. *25-37*
4. Measurement of Liquid Volume in Stomach Using 6-Elctorde FIM for Saline Water Intake at Periodic Intervals. *39-43*

vii. Auxiliary Memberships
viii. Process of Submission of Research Paper
ix. Preferred Author Guidelines
x. Index

Global Journal of Science Frontier Research
Physics and Space Science
Volume 13 Issue 7 Version 1.0 Year 2013
Type : Double Blind Peer Reviewed International Research Journal
Publisher: Global Journals Inc. (USA)
Online ISSN: 2249-4626 & Print ISSN: 0975-5896

Evaluation of Condition Symptoms in Diagnosing Complex Objects

By Tomasz Gałka
Institute of Power Engineering, Poland

Abstract- A method is proposed for selecting the most informative diagnostic symptoms in lifetime consumption monitoring of complex objects. Typically in such cases many symptoms are available and their suitability cannot be evaluated even with a detailed knowledge of object layout and operation. The proposed procedure involves two stages. Preliminary symptom selection is based on the Singular Value Decomposition (SVD) method. Second stage is based on the information content assessment and employs the continuous analogue of Shannon entropy. An example is presented for a steam turbine fluid-flow system.

Keywords: diagnostic symptom, information content, singular value decomposition, shannon entropy.

GJSFR-A Classification : FOR Code: 090609

EVALUATION OF CONDITION SYMPTOMS IN DIAGNOSING COMPLEX OBJECTS

Strictly as per the compliance and regulations of :

© 2013. Tomasz Gałka. This is a research/review paper, distributed under the terms of the Creative Commons Attribution-Noncommercial 3.0 Unported License http://creativecommons.org/licenses/by-nc/3.0/), permitting all non commercial use, distribution, and reproduction in any medium, provided the original work is properly cited.

Evaluation of Condition Symptoms in Diagnosing Complex Objects

Tomasz Gałka

Abstract - A method is proposed for selecting the most informative diagnostic symptoms in lifetime consumption monitoring of complex objects. Typically in such cases many symptoms are available and their suitability cannot be evaluated even with a detailed knowledge of object layout and operation. The proposed procedure involves two stages. Preliminary symptom selection is based on the Singular Value Decomposition (SVD) method. Second stage is based on the information content assessment and employs the continuous analogue of Shannon entropy. An example is presented for a steam turbine fluid-flow system.

Keywords: diagnostic symptom, information content, singular value decomposition, shannon entropy.

I. Introduction

Technical condition of any object is described by the *condition parameters vector* $\mathbf{X}(\theta)$, where θ denotes 'operational' time, often–but not necessarily–starting at object commissioning. Condition parameters $X_i(\theta)$ are usually non-measurable, so technical condition is typically determined indirectly, on the basis of the *diagnostic symptoms vector* $\mathbf{S}(\theta)$. In the most general case, relation between these two vectors is given by (see e.g. [1] and references therein):

$$\mathbf{S}(\theta) = \mathbf{S}[\mathbf{X}(\theta), \mathbf{R}(\theta), \mathbf{Z}(\theta)], \qquad (1)$$

where $\mathbf{R}$ and $\mathbf{Z}$ denote control parameters and interferences vectors, respectively. In some specific cases the influences of the $\mathbf{R}$ and $\mathbf{Z}$ vectors can be neglected, but usually in practical applications they have to be accounted for; a brief study can be found in [2].

In diagnosing complex objects, a situation is frequently encountered wherein the number of available diagnostic symptoms $S_i \in \mathbf{S}$ is comparatively large. With some exaggeration it may even be said that this number has no upper limit. Even if we focus our attention on vibration-based symptoms, it has to be kept in mind that vibration signal can be recorded in principle at any available point of the object. Number of these points shall be then multiplied by that of measurement directions (usually three mutually perpendicular ones) and that of frequency bands that contain components generated by elementary sources (determined from the vibrodiagnostic model of the object under consideration). For a large rotating machine, a few hundred is typical. A question therefore arises which of them are the 'best' ones from the point of view of condition assessment and which might be qualified as redundant. Unfortunately, this problem usually cannot be solved on the basis of even detailed knowledge of object layout and operation.

Random damages, or hard faults [3], which are equivalent to stepwise changes of condition parameters, often have their specific representations in diagnostic symptom time histories, although reasoning in such cases is by no means simple (see e.g. [4-7]). Natural damage (soft fault), which may be identified with a continuous lifetime consumption process, is even more difficult to trace, especially when this process is slow and masked by fluctuations caused by control and interference. In such cases, the choice of the most representative symptoms is of prime importance for lifetime consumption assessment and prognosis for further operation.

In this paper a new approach to diagnostic symptoms evaluation is proposed. It consists in a two-stage procedure which involves two distinct methods. The first stage employs the Singular Value Decomposition method, known from linear algebra. The second stage is based on the information contents assessment. For clarity, each stage shall be illustrated by a relevant example. These considerations shall be preceded by a brief description of the object.

II. The Object

a) Brief Presentation

A steam turbine, operated by a utility power plant, is a typical example of a critical machine. It is costly and complex. Potential results of a damage are very serious, in terms of both hazard and generation loss. Maintenance has to be planned very carefully, as spare parts are usually not available off the shelf and have to be manufactured. Moreover, turbines are often operated well beyond the timescale stipulated in the original design. Lifetime consumption assessment and prognosis are thus of paramount importance.

K-200 steam turbines and their derivatives, of which over seventy were built, formed the mainstay of the generating capacity in Poland in the 80s and 90s (Fig.1). A few of them still remain in use. The unit under consideration was commissioned in 1969 and modernized in 1991 (entirely new low-pressure turbine with substantially higher thermal efficiency, new control system and numerous minor improvements).

Author : Institute of Power Engineering 8 Mory St, Warsaw 01-330, Poland. e-mail: tomasz.galka@ien.com.pl

Global Journal of Science Frontier Research (A) Volume XIII Issue VII Version I Year 2013

© 2013 Global Journals Inc. (US)

Measurements, started in 1997, included recording constant-percentage bandwidth (23% CPB) spectra of vibration velocity in points located at bearing caps and low-pressure turbine casing, using portable equipment (accelerometer and data collector). The unit was finally decommissioned in late 2010 and available database covers 4862 days, with measurements performed at time intervals of approximately two months.

Fig.1 : Machine hall interior with ten K-200 units (source: www.elturow.pgegiek.pl). Letters F and R indicate front and rear HP turbine bearing of the foremost unit

In the following attention shall be focused on the high-pressure (HP) turbine. Vibration velocity was recorded on its front and rear bearings, in vertical, horizontal (i.e. radial) and axial directions. 23% CPB (constant-percentage bandwidth) analysis was employed. HP turbine has twelve stages and, according to the turbine vibrodiagnostic model [8], individual components generated by the fluid-flow system are contained in ten bands with mid-frequencies of 500 Hz, 800 Hz, 1600 Hz, 2000 Hz, 2500 Hz, 3150 Hz, 4000 Hz, 5000 Hz, 6300 Hz and 8000 Hz. This gives sixty individual symptoms in all.

It has to be stressed that time histories of vibration components from the blade frequency range are typically very irregular and exhibit strong fluctuations. This refers in particular to the HP turbine, due to the proximity of the control stage. With the nozzle-type control (partial-arc admission), steam thrust is unevenly distributed over the fluid-flow system cross-section, which strongly influences vibration patterns (see e.g. [9]). This distribution changes as control valves open and close, according to the demanded load profile. This effect is particularly evident at low loads [2] and decreases as we move along the steam expansion path. Examples of symptom time histories are shown in Fig.2.

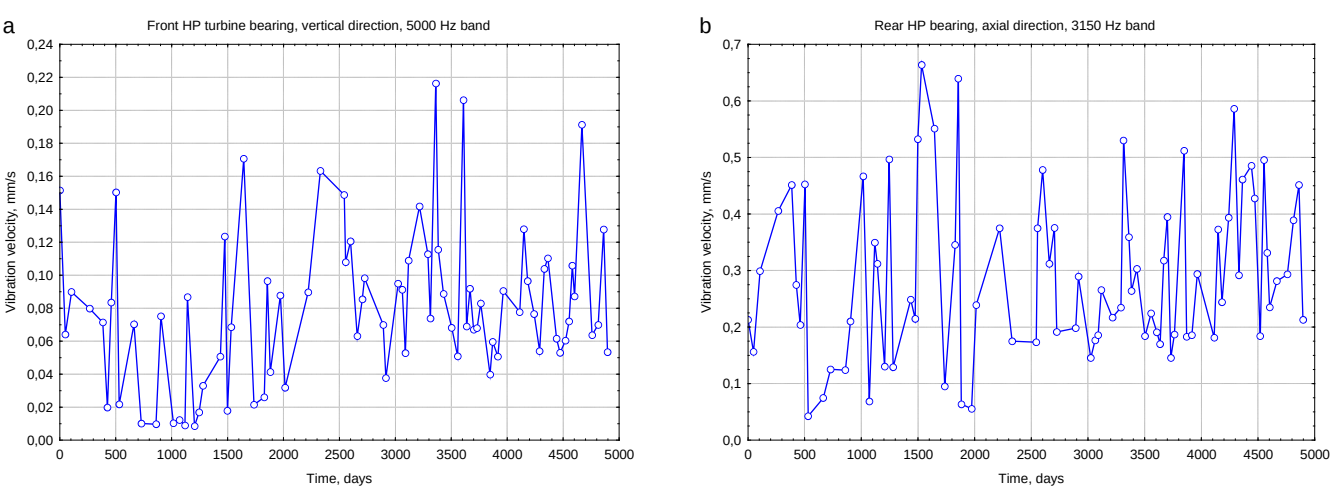

Fig. 2 : Examples of vibration velocity time histories; (a) front HP bearing, vertical direction, 5 kHz band; (b) rear HP turbine bearing, axial direction, 3.15 kHz band

b) Data Smoothing

Examples shown in Fig.2 clearly illustrate that some form of data smoothing should be considered. First attempts were based on the observation that operation at low loads usually causes vibration amplitudes in the blade frequency range to rise dramatically, even by one order of magnitude. Normalization of the load influence therefore seemed a reasonable option [10]; in view of Eq. (1) this implies that interference is not accounted for. Experience has shown that some 'peaks' in vibration time histories could be eliminated in that way, but some – probably caused by temporary steam flow instabilities – remained.

© 2013 Global Journals Inc. (US)

A method known as three-point averaging has been proposed [11], wherein *k*th symptom value reading $S(\theta_k)$ is replaced by the average

$$S'(\theta_k) = \frac{1}{3}[S(\theta_{k-1}) + S(\theta_k) + S(\theta_{k+1})] \qquad (2)$$

In this manner *all* peaks are just 'flattened'. From the statistical point of view, outstandingly high measured symptom values are isolated outliers [12,13]. A procedure of their elimination may consist in excluding peaks supposedly not related to the condition changes, which might be referred to as 'peak trimming' [1]. This approach is based on the assumption that if

$$S(\theta_k)/S(\theta_{k-1}) > c \text{ and } S(\theta_k)/S(\theta_{k+1}) > c, \qquad (3)$$

then the $S(\theta_k)$ value has been strongly influenced by control and/or interference vectors and is therefore suspicious; in such cases, $S(\theta_k)$ is replaced by $S'(\theta_k) = [S(\theta_{k-1}) + S(\theta_{k+1})]/2$. The value of the 'threshold' c should be estimated individually; judging from the author's own experience, $c = 1.5$ is reasonable for steam turbines. It may be noted here that three-point averaging may be considered a limit case of peak trimming, corresponding to $c \to 1$.

III. Stage 1: SVD Method

The idea to employ SVD method in condition monitoring has been first conceived and later developed by Cempel (see e.g. [14,15]). In the following we shall follow the argumentation presented in these references, retaining the original notions. A detailed description of the method itself can be found in specialized reviews and monographs (see e.g. [16]).

In principle, any $m \times n$ matrix $\mathbf{A}$ can be expressed as a product of three matrices $\mathbf{U}$, $\mathbf{\Sigma}$ and $\mathbf{V}^T$:

$$\mathbf{A} = \mathbf{U} * \mathbf{\Sigma} * \mathbf{V}^T, \qquad (4)$$

where $\mathbf{U}$ is a $m \times n$ unitary orthogonal matrix, $\mathbf{\Sigma}$ is a $n \times n$ diagonal matrix and $\mathbf{V}$ is a $n \times n$ unitary orthogonal square matrix (superscript T denotes transpose). The factorization given by the above equation is called a singular value decomposition of the matrix $\mathbf{A}$. The singular values matrix $\mathbf{\Sigma}$ can be written as

$$\mathbf{\Sigma} = \mathrm{diag}(\sigma_1, \sigma_2, \ldots, \sigma_q)\ ,\ q = \max(m,n), \qquad (5)$$

σ_i being non-negative real numbers. If non-zero elements σ_i of the matrix $\mathbf{\Sigma}$ are arranged in such manner that

$$\sigma_1 \geq \sigma_2 \geq \ldots \geq \sigma_p\ ,\ p = \min(m,n), \qquad (6)$$

then $\mathbf{\Sigma}$ is uniquely determined by $\mathbf{A}$. In general, columns of $\mathbf{V}$ are orthonormal vectors that are sometimes referred to as 'input' basis vector directions of $\mathbf{A}$; similarly, columns of $\mathbf{U}$ can referred to as 'output' basis vector directions. Singular values σ_i within such approach can be thought of as 'gain' scalars that indicate factors by which 'inputs' are multiplied to give corresponding 'outputs'. In other words, matrices $\mathbf{U}$ and $\mathbf{V}$ form the sets of left-singular vectors $\mathbf{u}_i$ and right-singular vectors $\mathbf{v}_i$, respectively, which obey the relation

$$\mathbf{A} * \mathbf{v}_i = \sigma_i \cdot \mathbf{u}_i\ ,\ \mathbf{A}^{\mathrm{T}} * \mathbf{u}_i = \sigma_i \cdot \mathbf{v}_i. \qquad (7)$$

Let us consider m distinct symptoms $S_i(\theta)$, $i = 1, 2, \ldots, m$, and n symptom readings:

$$S_i(\theta_k) = S_i(\theta = \theta_0 + k\Delta\theta)\ ,\ \Delta\theta << \theta_b\ ,\ k = 1, 2, \ldots, n. \qquad (8)$$

$\Delta\theta$ denotes here the time interval between consecutive readings and θ_b is time to breakdown. It is assumed that condition monitoring was introduced at $\theta = \theta_0$. The method can handle various symptoms of different physical origin, so it is suggested, in order to make all of them comparable, to normalize them with respect to their initial values and then subtract 1, so that all become dimensionless and start from zero. In this manner, the measurement database is transformed into a $m \times n$ matrix $\mathbf{O}$, known as *symptom observation matrix*. In principle, the above approach means that we have p independent sources of information on object condition and therefore we can trace p independently developing generalized faults.

In view of Eq.(7), we may rewrite Eq.(4) in another form:

$$\mathbf{O} = \sum_{t=1}^{p} \sigma_t \cdot (\mathbf{u}_t * \mathbf{v}_t^T)\ , \qquad (9)$$

so that the *t*th generalized fault is characterized by the scalar σ_t and singular vectors $\mathbf{u}_t$ and $\mathbf{v}_t$. From Eqs. (7) and (8) we may conclude that this fault can be described by two independent measures or discriminants:

$$\mathbf{SD}_t = \mathbf{O} * \mathbf{v}_t = \sigma_t \cdot \mathbf{u}_t\ , \qquad (10)$$

$$\|\mathbf{SD}_t\| = \sigma_t\ . \qquad (11)$$

$\mathbf{SD}_t(\theta)$ is a time-dependent vector which represents the *t*th fault profile at a given moment. On the other hand, $\sigma_t(\theta)$ is a time-dependent scalar energy norm of this vector and hence represents fault advancement. Thus, the sum given by

$$F(\theta) = \sum_{i=1}^{p} \sigma_i(\theta) \qquad (12)$$

can be interpreted as a measure of overall lifetime consumption degree and consequently of the overall machine condition. Similarly, the vector given by

$$\mathbf{P}(\theta) = \sum_{i=1}^{p} \mathbf{SD}_i(\theta)\ , \qquad (13)$$

describes the evolution of the total generalized fault profile. In the same manner another discriminant may be defined:

$$\mathbf{AL}_t = \mathbf{u}^T{}_t \cdot \mathbf{O} = \sigma_t \cdot \mathbf{v}^T{}_t\ , \qquad (14)$$

which also represents the *t*th fault profile; obviously,

© 2013 Global Journals Inc. (US)

$$\|\mathbf{AL}_t\| = \|\mathbf{SD}_t\| \,. \qquad (15)$$

Elements of both $\mathbf{SD}_t$ and $\mathbf{AL}_t$ vectors represent contributions into the σ_t singular value and hence 'components' of the *t*th fault profile, which can be expressed in terms of either condition parameters ($\mathbf{SD}_t$) or measurable symptoms ($\mathbf{AL}_t$). Both representations are formally equivalent, but the latter is obviously more useful, as condition parameters are usually 'inaccessible'.

Application of this approach to steam turbines has been described in several earlier publications by the author [1,17]. In general for a unit with short service life no dominant singular value σ_i can be distinguished. As θ_b is approached, however, a dominant failure mechanism appears and with it also a σ_i singular value with the highest contribution into the generalized fault. Symptoms with the highest contributions into this value can then be identified, and these may be viewed most informative from the point of view of lifetime consumption determination.

Let us no return to our example, introduced in Section 2.1. In order to select the most informative symptom for all measuring points and directions, SVD analysis was performed for six sets of symptoms. Following the suggestions given in [14], operational time was included in all sets as the eleventh symptom. Results for one set (front HP turbine bearing, horizontal direction) are presented in Fig.3. It is immediately seen that a dominant fault has already developed, as the contribution of the first singular value is about 54%, while those of the remaining ones do not exceed 15%. The most informative symptom can also be readily identified, namely the 9th one. In this manner the following six symptoms have been specified:

- No.1: front HP turbine bearing, vertical direction, 6300 Hz band;
- No.2: front HP turbine bearing, horizontal direction, 5000 Hz band;
- No.3: front HP turbine bearing, axial direction, 5000 Hz band;
- No.4: rear HP turbine bearing, vertical direction, 8000 Hz band;
- No.5: rear HP turbine bearing, horizontal direction, 5000 Hz band;
- No.6: rear HP turbine bearing, axial direction, 6300 Hz band.

It may be noted here that all frequency bands listed above contain components generated by rotor stages rather than by bladed diaphragms. This indicates that rotor condition deterioration is more pronounced.

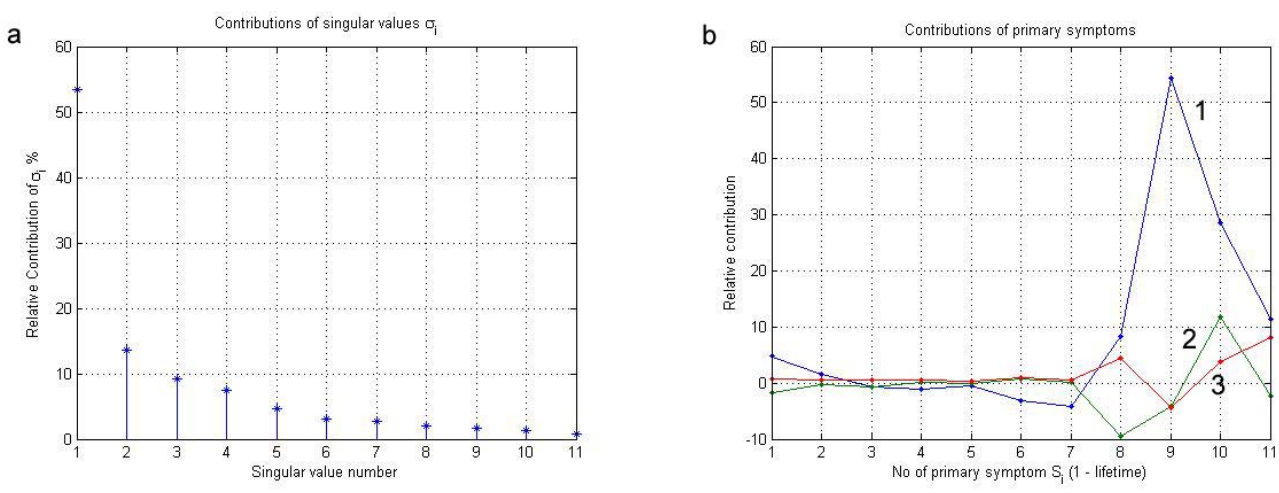

Fig. 3 : Front HP turbine bearing, horizontal direction. (a) Contributions of individual singular values into generalized fault (in descending order). (b) Contri-butions of individual symptoms into first, second and third singular values

Formally the entire SVD procedure may be repeated for six selected symptoms (plus time). Results are shown in Fig.4 and it is easily noticed that they are qualitatively different from those presented in Fig.3. Again, there is a dominant fault (contribution of about 47%), but no dominant symptom can be pointed out. In order to proceed, we shall now evaluate six selected symptoms by applying an information content measure.

© 2013 Global Journals Inc. (US)

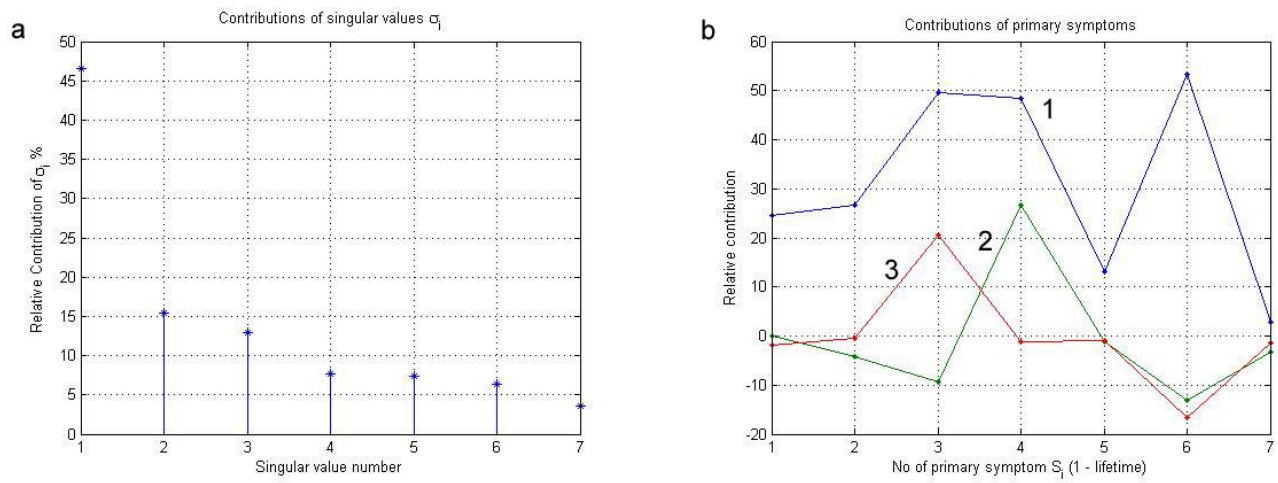

Fig. 4 : SVD evaluation of six selected symptoms (plus time). (a) Contributions of individual singular values into generalized fault (in descending order). (b) Contribution of individual symptoms into first, second and third singular values

IV. Stage 2: Shannon Entropy

Components of the R(θ) and Z(θ) vectors should be considered random variables. The entire symptom time history should thus be treated as a stochastic process rather than a deterministic function of θ. On the other hand, lifetime consumption processes *are* deterministic. It is thus proper to speak in terms of a random variable with time-dependent parameters. With any random variable, a measure of uncertainty can be associated. The most commonly used one is the *Shannon entropy* [18]. For a discrete random variable *Y*, characterized by the probability density function *p*(*y*), Shannon entropy *H*(*Y*) is given by

$$H(Y) = \sum_{i=1}^{n} p(y_i) \log_b \frac{1}{p(y_i)} \tag{16}$$

with the following obvious conditions:

$$p_i \geq 0 \; (i = 1, 2, \ldots, n) \;, \tag{17}$$

$$\sum_{i=1}^{n} p_i = 1 \tag{18}$$

and, by convention [19],

$$0 \log_b 0 = \lim_{t \to 0} t \log_b t = 0 \tag{19}$$

Typical values for *b* are 2, Euler's number *e* and 10; obviously this is a question of multiplication by a constant only. *H* is expressed in bits, nats or bans, respectively. Shannon entropy may be interpreted as the amount of information that is missing when the exact value of a random variable is not known [18]. Equivalently it may be considered a measure of unpredictability of the outcome of an experiment [20]. Zero entropy means that the outcome is entirely predictable. The concept of the Shannon entropy, originally introduced for discrete random variables, can be extended to include continuous random variables (differential entropy, see e.g. [21]).

For a given symptom time history, Shannon entropy as a function of time may be determined in the following way:

- experimental data histogram is determined within a 'time window' of constant length $\delta\theta$ (in practice, for a meaningful estimation, window containing no less than 25 individual data points is necessary);
- statistical parameters are determined by fitting a distribution to this histogram;
- data window is moved to the next point and the procedure is repeated;
- after the entire period under consideration has been covered, statistical parameters are plotted against time and some function (usually exponential) is fitted to them;
- from the data acquired in the previous step, Shannon entropy as a function of time may be easily calculated.

Second step needs some clarification. Basically right-hand skewed distributions are applicable, as there is no upper limit for $S(\theta)$ while, at the same time, $S(\theta) > 0$. In general, symptom value distribution should satisfy the following requirements:

- $S \in (0, \infty)$;
- low probability for values close to zero;
- probability density function maximum at some value (expected or mean);
- $S \to \infty \Rightarrow p(S) \to 0$.

These conditions are met by the gamma distribution, with the probability density function given by

© 2013 Global Journals Inc. (US)

$$p(S) = \frac{1}{\Gamma(k)\lambda^k} S^{k-1} e^{-S/\lambda} \quad , \tag{20}$$

where Γ denotes gamma function and k and λ are shape and scale parameters, respectively. This distribution is commonly used in probabilistic modeling of lifetimes. Alternatively, Weibull distribution may be used:

$$p(S) = \frac{\lambda}{k} S^{-1} e^{-S^k/\lambda} \tag{21}$$

(k and λ as above).

For these two distribution types, Shannon entropy is given by [22]

$$\frac{k-1}{k}\gamma_E + \ln\frac{\lambda}{k} + 1 \tag{22}$$

for the Weibull distribution and

$$\ln(\lambda\Gamma(k)) + (1-k)\psi(k) + k \tag{23}$$

for the gamma distribution, respectively; γ_E is the Euler-Mascheroni constant ($\approx$ 0.5772) and $\psi(k)$ denotes the digamma function.

Fig.5 shows results obtained with the assumption of the Weibull distribution; data pre-processing included peak trimming at c = 1.5 followed by three-point averaging. It is easily seen that five from six symptoms exhibit an increase of Shannon entropy with time. This implies that the uncertainty is increasing, so that the random 'component' (resulting from the influence of control and interference) gradually becomes dominant over the deterministic one (which represents lifetime consumption). Only for the sixth symptom (rear HP turbine bearing, axial direction, 6300 Hz band) there is a slight decrease. This system may thus be pointed out as the most informative one from the point of view of lifetime consumption representation and hence the most suitable for prognosis. Results for the gamma distribution (shown in Fig.6) are qualitatively identical, in that they lead to the same conclusions.

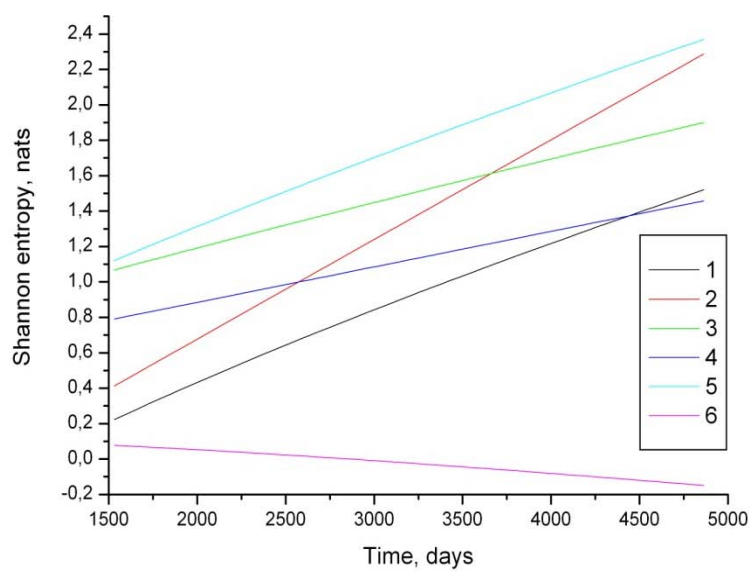

Fig. 5 : Shannon entropy for six symptoms listed in Section 3, plotted against time (Weibull distribution assumption)

V. Discussion and Further Development

The method proposed in this paper has proven capable of selecting the most informative symptom of the turbine fluid-flow system lifetime consumption advancement. Starting from sixty available vibration-based symptoms, one has been selected in a rather unequivocal manner; moreover, this selection is not affected by the assumed distribution type. The procedure may thus be judged suitable for diagnostic symptoms evaluation.

Negative entropy may seem suspicious. It has been pointed out, however, that extension of the Shannon entropy concept onto continuous distributions does not preserve all its properties [21]. In principle $H(Y) \geq 0$ (cf. Eq.(16)), but for certain distribution types differential entropy may be negative.

© 2013 Global Journals Inc. (US)

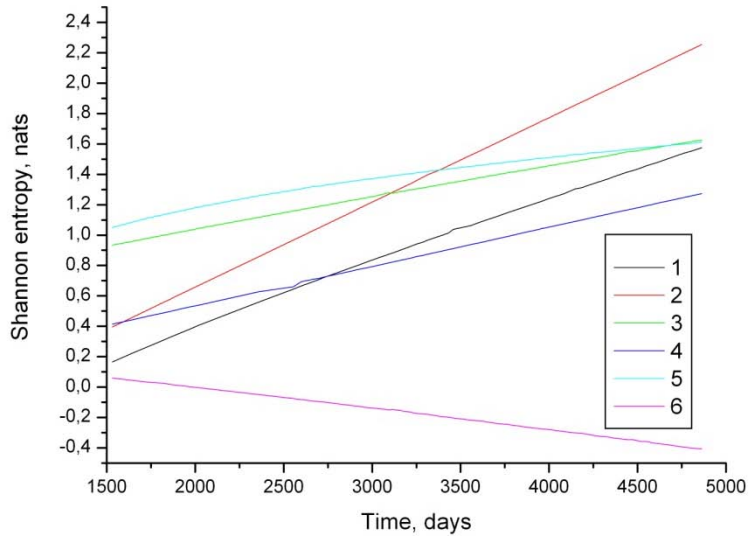

Fig. 6 : Shannon entropy for six symptoms listed in Section 3, plotted against time (gamma distribution assumption)

It has been noted that, even after measurement data pre-processing (smoothing) has been performed, the quality of fitting the shape and scale factors to experimental data was sometimes quite poor, as $\lambda(\theta)$ and $k(\theta)$ tended to be rather irregular. In the author's opinion, time window length is an important and perhaps the key factor. Basically, in order to obtain good fit of Weibull and gamma distributions to experimental histograms, $\delta\theta$ should be as large as possible. On the other hand, when speaking in terms of *fluctuations*, we tacitly assume that they refer to some 'mean' or 'averaged' value, which implies that an increasing trend within the time window is neglected. This may be justified if θ is substantially smaller than θ_b, i.e. for an object with comparatively short operational life. In the case dealt with in this paper, i.e. for large lifetime consumption advancement, this assumption is not valid. It has been suggested (see e.g. [23] and references therein) that, in analyzing time series, it is more appropriate to speak in terms of deviation from a trend than from some 'averaged' value. Such approach has been tested by the author and results have been found promising [1]. Work is currently underway on applying a similar procedure for diagnostic symptoms evaluation and the author hopes to report results in near future.

Finally it has to be noted that the ultimate selection, illustrated graphically in Figs.5 and 6, basically refers to the case when lifetime consumption is assessed directly from the symptom time history. It has been pointed out and proven on the basis of model considerations [1,24]) that information on object condition is also contained in data dispersion measures (standard deviation, median absolute deviation, interquartile range etc.). Moreover, meta-symptoms based on dispersion measures offer certain advantages. Taking this into account, a symptom with the highest increase of Shannon entropy may be considered the most informative one. It is clearly seen in Figs.5 and 6 that also in this case both distribution assumptions yield identical results. Ultimately this choice will thus depend on the very concept of diagnostic information extraction from $S(\theta)$ time histories.

VI. Acknowledgements

The author wishes to express his gratitude to Prof. Czesław Cempel for fruitful discussions and permission to use SVD calculation codes. Mr. Tadeusz Ponikiewski has performed many tedious calculations; his assistance is gratefully acknowledged.

References Références Referencias

1. Gałka T. (2013): *Evolution of Symptoms in Vibration-Based Turbomachinery Diagnostics*. Publishing House of the Institute for Sustainable Technologies, Radom, Poland.
2. Gałka T. (2011): *Influence of load and interference in vibration-based diagnostics of rotating machines*. Advances and Applications in Mechanical Engineering and Technology, vol. 3, No. 1, pp. 1-19.
3. Martin K.F. (1994): *A review by discussion of condition monitoring and fault diagnosis in machine tools*. International Journal of Machine Tools and Manufacture, vol.34, pp. 527-551.
4. Cempel C. (1991): *Vibroacoustic Condition Monitoring*, Ellis Horwood, New York, USA.
5. Bently D.E., Hatch C.T. (2002): *Fundamentals of Rotating Machinery Diagnostics*. Bently Pressurized Bearing Press, Minden, USA.
6. Bachschmid N., Pennacchi P., Tanzi E. (2010): *Cracked Rotors. A Survey on Static and Dynamic Behaviour Including Modelling and Diagnosis*. Springer, Berlin-Heidelberg, Germany.
7. Randall R.B. (2011): *Vibration-based Condition Monitoring*. John Wiley, Chichester, UK.

© 2013 Global Journals Inc. (US)

8. Orłowski Z., Gałka T (2002): *Modeling of the steam turbine fluid-flow system for technical condition assessment purposes*. Applied Mechanics in the Americas, vol.9: Proceedings of the 7th Pan American Congress of Applied Mechanics PACAM VII AAM/Universidad de la Frontera, pp. 557-560.
9. Logan E., Jr., Roy, R. (2003): *Handbook of Turbomachinery*, Marcel Dekker, New York-Basel.
10. Gałka T (2003): *Normalization of vibration measurements: Unnecessary complication or important prerequisite?* Proceedings of the Second International Symposium on Stability Control of Rotating Machinery ISCORMA-2, Gdańsk, Poland, pp. 722-731.
11. Cempel C., Tabaszewski M. (2007): *Multidimensional condition monitoring of the machines in non-stationary operation*, Mechanical Systems and Signal Processing, vol.21, No.6, pp. 1233-1247.
12. Barnett V., Lewis T. (1994): *Outliers in Statistical Data* (3rd Ed.), Wiley, Chichester, UK.
13. Maronna R.A., Martin R.D., Yohai V.J. (2006): *Robust Statistics. Theory and Methods*. Wiley, Chichester, UK.
14. Cempel C. (1999): *Innovative developments in systems condition monitoring*. Proceedings of the DAMAS'99 Conference, Dublin, Ireland, keynote lecture.
15. Cempel C. (2003): *Multidimensional condition monitoring of mechanical systems in operation*. Mechanical Systems and Signal Processing, vol. 17, pp. 1291-1303.
16. Golub G.H., Reinsch C. (1970): *Singular value decomposition and least square solutions. Numer Math*, vol. 14, pp. 403-420.
17. Gałka T (2010): *Application of the Singular Value Decomposition method in steam turbine diagnostics.* Proceedings of the CM2010/MFPT2010 Conference, Stratford-upon-Avon, UK, paper No. 107.
18. Shannon C.E., Weaver W. (1949): *The Mathematical Theory of Communication*. University of Illinois Press, Urbana, USA.
19. Han T.S., Kobayashi K. (2002): *Mathematics of Information and Coding*, American Mathematical Society, Translations of Mathematical Monographs, vol. 203.
20. Rènyi A. (1961): *On measures of entropy and information*. Proceedings of the 4th Berkeley Symposium on Mathematics, Statistics and Probability, pp. 547-561.
21. Jaynes E.T (1963): *Information theory and statistical mechanics*. Brandeis University Summer Institute Lectures In Theoretical Physics, vol.3, pp. 181-218.
22. Lazo A., Rathie P (1978): *On the entropy of continuous probability distributions*, IEEE Transactions on Information Theory, vol. 24, No. 1, pp. 120-122.
23. Aldrich J. (1995): *Correlations genuine and spurious in Pearson and Yule*. Statistical Science, vol. 10, No. 4, pp. 364-376.
24. Gałka T., Tabaszewski M. (2011): *An application of statistical symptoms in machine condition diagnostics*. Mechanical Systems and Signal Processing, vol. 25, pp. 253-265.

© 2013 Global Journals Inc. (US)

Global Journal of Science Frontier Research
Physics and Space Science
Volume 13 Issue 7 Version 1.0 Year 2013
Type : Double Blind Peer Reviewed International Research Journal
Publisher: Global Journals Inc. (USA)
Online ISSN: 2249-4626 & Print ISSN: 0975-5896

Errors of the Wheeler School, the Distortions to General Relativity and the Damage to Education in MIT Open Courses in Physics

By C. Y. Lo

Abstract- General relativity is difficult to understand, and recently it is discovered as not yet self-consistent. Einstein's theory of measurement is known as incompatible with the rest of physics, and thus misinterpretations were created. Among them, the dominant misinterpretations of the Wheeler School are due to inadequacy in mathematics and physics. In particular, their distortions of Einstein's equivalence principle maintain initial errors and create their own errors. Moreover, the errors on dynamic solutions have far reaching consequences to other areas of physics. These errors are responsible for the mistakes in the press release of the 1993 Nobel Committee who was unaware of the non-existence of dynamic solutions and the experimental supports to Einstein's equivalence principle. To illustrate the damages of such misinterpretations and errors to education, the MIT Open Course Phys. 8.033 is chosen since it is accessible to the public and the influence of the Wheeler School to MIT is a relatively recent event.

Keywords: einstein's equivalence principle; einstein's covariance principle; einstein's theory of measurement; principle of causality; $E = mc^2$; dynamic solution; repulsive gravitational force; charge-mass interaction; pioneer anomaly. 04.20.-q, 04.20.cv

GJSFR-A Classification : FOR Code: 249999p

ERRORS OF THE WHEELER SCHOOL, THE DISTORTIONS TO GENERAL RELATIVITY AND THE DAMAGE TO EDUCATION IN MIT OPEN COURSES IN PHYSICS

Strictly as per the compliance and regulations of :

© 2013. C. Y. Lo. This is a research/review paper, distributed under the terms of the Creative Commons Attribution-Noncommercial 3.0 Unported License http://creativecommons.org/licenses/by-nc/3.0/), permitting all non commercial use, distribution, and reproduction in any medium, provided the original work is properly cited.

Errors of the Wheeler School, the Distortions to General Relativity and the Damage to Education in MIT Open Courses in Physics

C. Y. Lo

Abstract - General relativity is difficult to understand, and recently it is discovered as not yet self-consistent. Einstein's theory of measurement is known as incompatible with the rest of physics, and thus misinterpretations were created. Among them, the dominant misinterpretations of the Wheeler School are due to inadequacy in mathematics and physics. In particular, their distortions of Einstein's equivalence principle maintain initial errors and create their own errors. Moreover, the errors on dynamic solutions have far reaching consequences to other areas of physics. These errors are responsible for the mistakes in the press release of the 1993 Nobel Committee who was unaware of the non-existence of dynamic solutions and the experimental supports to Einstein's equivalence principle. To illustrate the damages of such misinterpretations and errors to education, the MIT Open Course Phys. 8.033 is chosen since it is accessible to the public and the influence of the Wheeler School to MIT is a relatively recent event. Nevertheless, the rectifications of errors in general relativity lead to a discovery of the new charge-mass interaction because $E = mc^2$ is only conditionally valid. And experimental confirmations of such an interaction prove for the necessity of unification between gravitation and electromagnetism, and thus enable other theoretical progresses.

Keywords: einstein's equivalence principle; einstein's covariance principle; einstein's theory of measurement; principle of causality; $E = mc^2$; dynamic solution; repulsive gravitational force; charge-mass interaction; pioneer anomaly. 04.20.-q, 04.20.cv

"Unthinking respect for authority is the greatest enemy of truth." – A. Einstein

I. Introduction

The difficulty to understand general relativity can be illustrated by the dialogue between a Journalist and Eddington: Journalist: Professor Eddington, is it really true that only three people in the world understand Einstein's theory of general relativity?

Eddington: Who is the third?

The response of Eddington would be correct. If one assumes that both Einstein and Eddington understand general relativity, the third person would be Zhou Pei-Yuan [1, 2], who was born in 1902. Zhou is probably the first theorist who correctly understood that there is an inconsistency between Einstein's equivalence principle and his covariance principle [3]. Unfortunately, misunderstandings on general relativity and errors continued as shown in the press release of 1993 Nobel Committee in Physics [4]. General relativity was proposed almost 100 years ago, but still there is no expert in this field so far. In fact, there are at least a dozen of Nobel Laureates who made errors in general relativity (see Appendix).

In this paper, we shall concentrate on the basics such as Einstein's equivalence principle and his covariance principle, the principle of causality, misunderstandings on the Einstein equation, and related consequences. Among sources of misinterpretations, the Wheeler School [5-8] is probably the most influential. This group has members occupying key positions, and the backing of the Princeton University [9]. They made and insisted on errors in physics, mathematics and logic [10, 11]. Moreover, they seem to lose their ability of self-rectification as scientists.[1)] For example, they failed to respond to the challenge of Bondi, Pirani, & Robinson [12, 13]; and were unable to rectify their error on local time shown in their eq. (40. 14); [2)] and made invalid claims on dynamic solutions and physical principles [10].

Wheeler started his career as an accomplished nuclear physicist. After the project of the hydrogen bomb, he picked up the abandoned theory of Oppenheimer; and proposed the formation of the black holes after a test of simulation was passed [14]. Thus, the theory of black holes is based on the unverified implicit assumptions in the simulation.

Wheeler was leading the school at Princeton, while their associates, Sciama and Zel'dovich (another H-bomb maker) developed the subject at Cambridge University and the University of Moscow. However, their speculations remain without conclusive observational supports [10]. Noticeably, Wheeler, Misner, and Thorne wrote the *Gravitation* that collects an exceptionally rich literature on gravitation. However, Einstein's 1916 crucial paper [15] and his comprehensive book [16] on general relativity are not included. Their book distorted general relativity, in particular Einstein's equivalence principle; but also exposes their shortcomings in physics, mathematics, and logic (see Sections 2 - 6).

Author : Applied and Pure Research Institute 7 Taggart Drive, Unit E, Nashua, NH 03060 March 2012. e-mail: c_y_lo@yahoo.com

© 2013 Global Journals Inc. (US)

Moreover, some theorists would play the role of being the obstacle to other sciences. This has happened towards the NASA's discovery of the pioneer anomaly [17-19]. Some attempted to shut down the Super Collider in Europe. Clearly they need help from the community of sciences [10. 11]. It is for facilitating such assistance that this paper is written.

Since the accurate predictions created a faith on Einstein's theory, a critical analysis was over due [10]. Moreover, as time goes by, misinterpretations from the well known were accepted as part of the faith. Thus, to rectify the errors, a systematic analysis of the whole theory is necessary. This paper would serve essentially as a road map to their errors. Evidences with details that require considerable deliberation are provided in the references.

Einstein [20] once remarked, "If you want to find out anything from the theoretical physicists about the methods they use, I advise you stick to one principle, don't listen to their words, fix your attention on their deeds." In this paper, Einstein's advice is proven to be useful.

Since it is commonly agreed that Einstein's equivalence principle is crucial [15, 16, 21], we would start with discussions on the equivalence principle. It is amazing that while many admire Einstein's intelligence, they were convinced that the 1916 Einstein's equivalence principle that Einstein insists as crucial were the same 1911 assumption of equivalence that has been proven invalid by the light bending experiments. The following sections illustrate the errors related to distortions of Einstein's equivalence principle.

II. The Difference Between Einstein's 1911 Assumption of Equivalence and Einstein's Equivalence Principle

Although many agree with Einstein that his equivalence principle is the foundation of general relativity, there is no book or reference, other than Einstein's own work, that state and explain this principle correctly [22, 23]. In particular, they failed to see the physical contents of Einstein's equivalence principle; and often confused this principle with Einstein's invalid 1911 assumption of equivalence [24]. Thus, it is useful to clarify first what is his 1911 assumption.

In 1911 Einstein assumed the equivalence of a uniformly accelerated system K' and a stationary system of coordinate K with a uniform Newtonian gravitational potential ϕ. Currently many assume the Newtonian metric form,

$$d\tau^2 = (1 + 2\phi)\, dt2 - dx^2 - dy^2 - dz^2, \qquad (1)$$

that later Fock [25] has proved to be impossible. From this metric (1), Einstein derived the correct gravitational redshifts, but an incorrect light velocity that leads to only one half of the observed light bending angle [24].

In 1916, however, Einstein assumed the equivalence of a uniformly accelerated system K' and a stationary system of coordinate K with an *unspecified* metric form that generates a uniform gravitation. In his book, Einstein [16] wrote:

> 'Let now K be an inertial system. Masses which are sufficiently far from each other and from other bodies are then, with respect to K, free from acceleration. We shall also refer these masses to a system of co-ordinates K', uniformly accelerated with respect to K. Relatively to K' all the masses have equal and parallel accelerations; with respect to K' they behave just as if a gravitational field were present and K' were unaccelerated. Overlooking for the present the question as to the "cause" of such a gravitational field, which will occupy us latter, there is nothing to prevent our conceiving this gravitational field as real, that is, the conception that K'; is "at rest" and a gravitational field is present we may consider as equivalent to the conception that only K is an "allowable" system of co-ordinates and no gravitational field is present. The assumption of the complete physical equivalence of the systems of coordinates, K and K', we call the "principle of equivalence;" this principle is evidently intimately connected with the law of the equality between the inert and the gravitational mass, and signifies an extension of the principle of relativity to coordinate systems which are non-uniform motion relatively to each other.'

Later, Einstein made clear that a gravitational field is generated from a space-time metric, but is not a Newtonian potential. (However, the latter was not explicitly stated.) Moreover, concurrent with Einstein's equivalence principle of 1916, Einstein makes the claim of the Einstein-Minkowski condition as a consequence [15].

However, in the press release of the 1993 Nobel Committee [4], the equivalence principle was claimed as the identity between gravitational and inertial mass (due to Galileo and Newton), but not as Einstein's equivalence principle although it has been confirmed by experiments (see eq. [3'd]). [3)] A problem is that since Einstein did not provide an example to illustrate his equivalence principle, a careless reader could mistake the 1911 assumption of equivalence as the 1916 equivalence principle. [4)] It is not until 2007 that a metric for uniform gravity [23] was published as follows:

$$ds^2 = (c^2 - 2U)\, dt'^2 - (1 - 2U/c^2)^{-1} dx'^2 - (dy'^2 + dz'^2), \qquad (2)$$

where $c^2/2 > U(x', t') = (at)^2/2$, "a" is the acceleration of system K'(x' y' z') with respect to K(x, y, z, t) in the x-direction. Metric (2) shows the time dilation and space contractions clearly. Here, dt' is defined locally by $cdt' = cdt - (at/c)dx'[1 - (at/c)^2]^{-1}$. Moreover, metric (2) is equivalent to the metric

© 2013 Global Journals Inc. (US)

$$ds^2 = (c^2 - a^2t^2)dt^2 - 2at\,dtdx' - dx'^2 - (dy'^2 + dz'^2) \qquad (2')$$

that was derived by Tolman [26]. It was a surprise that U is actually time dependent, and this explains the earlier failed derivation of such a metric [27]. Now, clearly the 1916 principle is different from the 1911 assumption.

To avoid the usual association of an elevator with the gravity of Earth, the equivalence of accelerated frame and uniform gravity is best described, as Einstein did, in terms of a uniformly accelerated chest [29]. Nevertheless, due to the popular "Einstein's elevator" of Bergmann [28], Einstein was often falsely accused of ignoring the tidal force [14]. [5)]

To illustrate the equivalence principle further, consider a disk K' uniformly rotating w. r. t. an inertial system (x, y, z, t), a metric for the disk of space K' (x', y', z') is derived [30]. According to Landau & Lifshitz [31], the metric is

$$ds^2 = (c^2 - \Omega^2r^2)\,dt^2 - 2\Omega r^2\,d\phi' dt - dr^2 - r^2\,d\phi'^2 - dz'^2, \qquad (3)$$

where Ω is an angular velocity relative to an inertial system *K* (*x, y, z, t*), z and z' coincide with the rotating axis, and $r^2 = x^2 + y^2 = x'^2 + y'^2$. Metric (3) is equivalent to its canonical form,

$$ds^2 = (c^2 - \Omega^2r'^2)dt'^2 - dr'^2 - (1 - \Omega^2r'^2/c^2)^{-1}r'^2\,d\phi'^2 - dz^2, \qquad (3'a)$$

where

$$cdt' = cdt - (r\Omega/c)rd\phi'[1 - (r\Omega/c)^2]^{-1}. \qquad (3'b)$$

Then it is clear that the local light speed cannot be larger than c. However, (3'b) is not integrable [30] because local time dt' is related to different inertial systems at different r or time t. Thus, to obtain the correct space contractions, one must first transform the metric to a canonical form such that the space contractions are clear.

The fact that the local time t'is not a global time was a problem that leads to the rejection by the editorial of the Royal Society [30]. This rejection is incorrect since validity of metric (3') can be derived theoretically with special relativity. Experimentally, the time dilation from metric (3'a) for the local metric, $ds^2 = c^2dT^2 - dX^2 - dY^2 - dz^2$, is

$$dT = [1 - (r\Omega/c)^2]^{1/2}\,dt'. \qquad (3'c)$$

From (3'b) the local clock resting at K', if observed from K, would have

$$dt' = dt. \quad \text{and} \quad dT = [1 - (r\Omega/c)^2]^{1/2}\,dt. \qquad (3'd)$$

Moreover, as Kundig [32] has shown, the time dilation (3'd) is valid for a local clock fixed at K' [6)]. Hence, Einstein's equivalence principle has experimental supports although his claim [15] on this dilation was invalid. Therefore, the 1993 Nobel Committee press release should not frivolously reject this principle; especially since it was done implicitly [4].

III. Mathematical Foundation of Einstein's Equivalence Principle and its Misleading Presentations

An earlier source of confusion is that Pauli's invalid version [33] has been mistaken as Einstein's equivalence principle although Einstein has made clear it is a misinterpretation [21]. Since Pauli was an outstanding physicist, and was often critical to theoretical errors, many still rely on his version, instead of the necessary supporting evidences.

For instance, in the book "Gravitation" [5] of Misner, Thorne and Wheeler, there is no reference to Einstein's equivalence principle (i. e. [15] and [16]). Instead, they misleadingly refer to Einstein's invalid 1911 assumption [24] and Pauli's invalid version [33] (see the subsequent theorems). Like Pauli, they also did not refer to the related mathematical theorems [34]. Apparently they failed to understand them - if they are aware of them. [7)] In addition, as shown in their Eq. (40.14), they even failed to understand the local time of a particle at free fall [5], a basic of general relativity. Nevertheless, due to their influence, Einstein's equivalence principle was often mistakenly regarded the same as the invalid 1911 assumption. The failure of understanding Einstein's equivalence principle is a major source of current errors. [8)]

Note that since the 1911 assumption has been proven invalid by observations in 1919, that Fock [25] misidentified it in 1955 as Einstein's equivalence principle of 1916, *is beyond just incompetence but a deliberate unethical distortion to discredit Einstein*. Unfortunately, many universities, research institutes, as well as the 1993 Nobel Committee are victims of such a distortion.[4)] This illustrates that a human folly can happen to Sciences, not just politics.

Moreover, many cannot tell the difference between the principle of 1916 and the assumption of 1911 [23, 35-37].[4)] Although Einstein's equivalence principle is inadequate [38], it is generally valid because a uniform gravity in the equivalence principle is generated by acceleration but not mass. However, experiments on the equivalence of inertial mass and gravitational mass have not been up-dated beyond the case when the mass-charge interaction is absent [39].

The mathematical theorems related to Einstein's equivalence principle are as follows:

Theorem 1. Given any point *P* in any Lorentz manifold (whose metric signature is the same as a Minkowski space) there always exist coordinate systems (x^μ) in which $\partial g_{\mu\nu}/\partial x^\lambda = 0$ at *P*.

Theorem 2. Given any time-like geodesic curve Γ there always exists a coordinate system (the so-called

© 2013 Global Journals Inc. (US)

Fermi coordinates) (x^{μ}) in which $\partial g_{\mu\nu}/\partial x^{\lambda} = 0$ along Γ.

In these theorems, the local space of a particle is locally constant, but not necessarily Minkowski.

However, after some algebra, a local Minkowski metric exists at any given point and along any time-like geodesic curve Γ. In a uniformly accelerated frame, the local space in a free fall is a Minkowski space according to special relativity. What Einstein added to these theorems is that physically such a locally constant metric must be Minkowski. Such a condition is needed for the case of special relativity [22, 23]. This is also the theoretical basis of the Einstein-Minkowski condition that Einstein uses to derive the bending of light rays and the gravitational redshifts [15, 16].

Thus, Pauli's version [33] is a simplified but corrupted version of these theorems as follows:

> "For every infinitely small world region (i.e. a world region which is so small that the space- and time-variation of gravity can be neglected in it) there always exists a coordinate system K_0 (X_1, X_2, X_3, X_4) in which gravitation has no influence either in the motion of particles or any physical process."

Pauli regards the equivalence principle as merely the existence of locally constant spaces. Then, Pauli's version is only a corrupted mathematical statement which may not be physically realizable because of the theorems.

A crucial error is that Pauli extended the removal of uniform gravity to the removal of gravity in a small region. This is simply incorrect in mathematics. Because he does not understand mathematical analysis, he did not recognize that the removal of gravity in a small region, no matter how small, would be very different from a removal of gravity at one point. The correct statement should replace "no influence" with "approximately little influence". Then, the removal of gravity would be limited to essentially an isolated point as the mathematical theorems allow.

Moreover, Pauli [33], and Will [6, 39], overlooked Einstein's [15; p.144] remark, "For it is clear that, e.g., the gravitational field generated by a material point in its environment certainly cannot be 'transformed away' by any choice of the system of coordinates…" Apparently, neither Pauli [33] nor the Wheeler School [5-8] understands the mathematics of the above theorems [34]. Misner et al. [5] claimed that Einstein's equivalence principle is as follows: -

> "In any and every local Lorentz frame, anywhere and anytime in the universe, all the (nongravitational) laws of physics must take on their familiar special-relativistic form. Equivalently, there is no way, by experiments confined to infinitesimally small regions of spacetime, to distinguish one local Lorentz frame in one region of spacetime frame from any other local Lorentz frame in the same or any other region."

They claimed this as the Einstein's principle in its strongest form. [8] However, this version makes essentially another form of the misinterpretation of Pauli [33]. They do not seem to understand or to be aware of the related mathematics [34], and their followers probably have similar problems. *This version of the Wheeler School combines errors of Pauli and the 1911 assumption, but ignores the Einstein-Minkowski condition that is the physical essence of Einstein's principle.*

In fact, their phrase, "must take on" should be changed to "must take on approximately". The phrase, "experiments confined to infinitesimally small regions of spacetime" does not make sense since experiments can be conducted only in a finite region. Moreover, in their eq. (40.14) they got an incorrect local time of the earth, in disagreement with Einstein.[2] Thus, clearly these three theorists [5] failed to understand Einstein's equivalence principle [15, 16].

Furthermore, Thorne [14] criticized Einstein's principle with his own distortion as follows:

> *"In deducing his principle of equivalence, Einstein ignored tidal gravitation forces; he pretended they do not exist. Einstein justified ignoring tidal forces by imagining that you (and your reference frame) are very small."*

However, Einstein has already explained these problems in his letter of 12 July 1953 to Rehtz [21] as follows:

> *"The equivalence principle does not assert that every gravitational field (e.g., the one associated with the Earth) can be produced by acceleration of the coordinate system. It only asserts that the qualities of physical space, as they present themselves from an accelerated coordinate system, represent a special case of the gravitational field."*

Perhaps, Thorne did not know that *the term "Einstein elevator" of Bergmann [28] is misleading.*

As Einstein [21] explained to Laue, "What characterizes the existence of a gravitational field, from the empirical standpoint, is the non-vanishing of the Γ^{l}_{ik} (field strength), not the non-vanishing of the R_{iklm}," and no gravity is a special case of gravity. This allows Einstein to conclude that the geodesic equation is also the equation of motion of a massive particle under gravity, which made it possible to conceive a field equation for the metric.

Although Einstein's equivalence principle was clearly illustrated only recently [10, 22, 23], the Wheeler School should bear the responsibility of their misinformation on this principle [5] by ignoring both crucial work of Einstein, i.e., references [15] and [16], and related theorems [34], and giving an invalid version of such a principle. *A main problem is that the Einstein-Minkowski condition [15, 16], which plays a crucial role in measurement, is eliminated.* As shown by Zhou [1, 2],

© 2013 Global Journals Inc. (US)

Einstein's equivalence principle is actually inconsistent with his covariance principle.

Einstein [15, 16] uses the satisfaction of his equivalence principle as an assumption to calculate the bending of light in the harmonic and the Schwarzschild gauges. From the latter, in 1916 Einstein obtains, to the first approximation,

$$\left.\begin{aligned} g_{\rho\sigma} &= -\delta_{\rho\sigma} - \alpha \frac{x_\rho x_\sigma}{r^3} (\rho, \sigma = 1, 2, 3) \\ g_{\rho 4} &= g_{4\rho} = 0) \qquad (\rho = 1, 2, 3) \\ g_{44} &= 1 - \frac{a}{r} \end{aligned}\right)$$

where, $\alpha = \frac{\kappa M}{4\pi}$, $\kappa = 1.87 \times 10^{-27}$, (4)

$\delta_{\rho\sigma}$ is 1 or 0, respectively accordingly as $\rho = \sigma$ or $\rho \neq \sigma$, and r is the quantity $(x_1^2 + x_2^2 + x_3^2)^{1/2}$.

Then, based on an assumed validity of his equivalence principle, and the velocity of light to be

$$\sqrt{\left(\frac{dx_1}{dx_4}\right)^2 + \left(\frac{dx_2}{dx_4}\right)^2 + \left(\frac{dx_3}{dx_4}\right)^2} = \gamma, \tag{5}$$

he obtains the deflection angle to be

$$B = \frac{2\alpha}{\Delta} = \frac{\kappa M}{2\pi\Delta} \tag{6}$$

that has good agreement with observation. Using assumed satisfaction of his equivalence principle again in 1921, Einstein [16] derived the bending of light with harmonic gauge. He obtained the metric, to the first approximation,

$$ds^2 = c^2 \left(1 - \frac{K}{4\pi}\int dV_0 \frac{\sigma}{r'}\right)dt^2 - \left(1 + \frac{K}{4\pi}\int dV_0 \frac{\sigma}{r'}\right)(dx^2 + dy^2 + dz^2), \tag{7}$$

where $r'^2 = x^2 + y^2 + z^2$. Based on an assumed validity of his equivalence principle again, Einstein obtained

$$\begin{cases} \sqrt{dX^2 + dY^2 + dZ^2} = \left(1 + \frac{\kappa}{8\pi}\int \frac{\sigma dV_0}{r'}\right)\sqrt{dx^2 + dy^2 + dz^2} \\ dT = \left(1 - \frac{\kappa}{8\pi}\int \frac{\sigma dV_0}{r'}\right)dt \end{cases} \tag{8}$$

since the local metric is $ds^2 = c^2 dT^2 - dX^2 - dY^2 - dZ^2$. Then the light speed is

$$\frac{\sqrt{dx^2 + dy^2 + dz^2}}{dt} = \left(1 - \frac{\kappa}{8\pi}\int \frac{\sigma dV_0}{r'}\right)c \tag{9}$$

From (9), Einstein obtain

$$B' = \frac{2\alpha}{\Delta'} = \frac{\kappa M}{2\pi\Delta'}, \tag{10}$$

where Δ' is the shortest distance from the sun center to the light ray. Since Δ' is interpreted as the distance according to the harmonic gauge, Δ' and Δ, which is interpreted according to the Schwarzschild gauge, are actually different. (According to Weinberg [40], we have $r = r' + \kappa M$.) Nevertheless, Einstein [16] incorrectly concluded that the deflection angle is gauge invariant [3]. Thus, Einstein also inadvertently created an error in favor of Pauli's version.

Since time dilation and space contractions should be unique because they can, in principle, be obtained from measurements. Thus, for a given frame of reference, only one gauge can be valid in physics; but the covariance principle implies otherwise. Furthermore, the calculation of the bending of light is also inconsistent with Einstein's theory of measurement that necessitates the covariance principle. In fact, it has been proven that both of them are invalid in physics [10]. Nevertheless, due to inadequate understanding of Einstein's equivalence principle and physics, many theorists make the incorrect choice of accepting the covariance principle.

IV. Invalidity of Einstein's Covariance Principle

Einstein's covariance principle is a source of errors that sustains misinterpretations [1, 2, 10, 41]. Starting from this "principle", Einstein implicitly assigns different physical meaning to coordinates for different gauges [3, 42, 43].

The principle of general relativity states "The law of physics must be of such a nature that they apply to systems of reference in any kind of motion. Einstein extended this principle to unrestricted covariance and called it as the "principle of covariance" [15, 16]. He stated, "The general laws of nature are to be expressed by equations which hold good for all systems of co-ordinates, that is, are co-variant with respect to any substitutions whatever (generally co-variant)."

However, as Einstein [16] pointed out, the time coordinate must be distinct from a space coordinate. Moreover, the gauge conditions are known to be not tensor conditions. Einstein failed to see that different gauges would lead to different physical interpretations of the coordinates, but Zhou did [1, 2]. Based on that both the Schwarzschild and the harmonic solution produced the same first order deflection of a light ray,

© 2013 Global Journals Inc. (US)

Einstein [16] prematurely remarked, "It should be noted that this result, also, of the theory is not influenced by our arbitrary choice of a system of coordinates."

In Einstein's arguments for this principle, he emphasized that a physical theory is about the coincidences of the space-time points, but the meaning of measurements is crucially omitted [15]. Eddington [44] commented, "space is not a lot of points close together; it is a lot of distances interlocked." To describe events, one must be able to relate events of different locations in a definite manner [45]. Moreover, as pointed out by Morrison, the "covariance principle" is invalid because it disrupts the necessary physical continuity from special relativity to general relativity [30, 45].

Note that Einstein's "principle of covariance" has no theoretical basis or observational support beyond allowed by the principle of general relativity [45]. To start with, the covariance principle was proposed as a remedy for the deficiency of Einstein's adaptation of the notion of distance in a Riemannian space. Such an adaptation has been pointed out by Whitehead [46] as invalid in physics. However, Einstein does not know how to modify the mathematics [15]. Recently, it is found that his justifications are due to invalid applications of special relativity [10].

Moreover, his calculation for the bending of light has actually proved that his theory of measurement is experimentally invalid. If one defines the distance as in the Riemannian space, one would get only half of the observed value of light blending [22]. It turns out, however, that the correct theory of measurement [43] is just what Einstein practiced in his calculation of the bending of light [10].

Nevertheless, many still believe in this invalid "principle", in part, because gauge invariance has a long history starting from electrodynamics. The notion of gauge invariance has been developed to non-Abelian gauge theories such as the Yang-Mills-Shaw theory [47, 48]. [9] They naively extended the invariance of the Abelian gauge to the cases of the Non-Abelian gauges in terms of mathematics. However, subsequently as shown by Aharonov & Bohm [49], the electromagnetic potentials actually are physically effective; and, as shown by Weinberg [50], all the physical non-Abelian gauge theories are not gauge invariant such that masses can be generated. These facts support the view that gauge invariance of the whole theory would be a manifestation that there are some deficiencies [51, 52].

It has been shown by Bodenner & Will [53] and Gérard & Piereaux [54] that the deflection angle is gauge invariant to the second order. However, upon examining the physical meaning of the impact parameter b of the light ray and the shortest distance r_0 from the light ray to the center of the sun, it is clear that these physical quantities cannot be both gauge invariant. From the Schwarzschild gauge and the harmonic gauge, one has respectively

$$b \approx \kappa M + r_0 , \tag{11a}$$

but

$$b \approx 2\kappa M + r_0 . \tag{11b}$$

Thus, Einstein's covariance principle is clearly invalid.

Another counter example for the covariance principle is the formulas for the de Sitter precession. For instance, from the Maxwell-Newton Approximation [55, 56], one would obtain a formula [45] as follows:

$$\frac{d\vec{S}}{d\tau} = -2(\vec{v}\bullet\vec{S})\vec{\nabla}\Phi + v(\vec{S}\bullet\vec{\nabla}\Phi) + \vec{S}(\vec{v}\bullet\vec{\nabla}\Phi) = \vec{v}\times(\vec{S}\times\vec{\nabla}\Phi) + \vec{S}\times(\vec{v}\times\vec{\nabla}\Phi), \text{ where } \phi = -\kappa M/r \tag{12a}$$

v is the velocity of the gyroscope, and **S** is the spin. From the Kerr metric, one has a different formula [3] as follows:

$$\frac{d\vec{S}}{d\tau} = -3(\vec{v}\bullet\vec{S})\vec{\nabla}\Phi + 3\hat{r}(\vec{S}\bullet\hat{r})(\vec{v}\bullet\vec{\nabla}\Phi) , \tag{12b}$$

where $\hat{r}$ is the unit vector in the r-direction. For a circular orbit, since $(\vec{v}\bullet\vec{\nabla}\Phi) = 0$, we have

$$\frac{d\vec{S}}{d\tau} = -2(\vec{v}\bullet\vec{S})\vec{\nabla}\Phi + v(\vec{S}\bullet\vec{\nabla}\Phi) \tag{12a'}$$

and

$$\frac{d\vec{S}}{d\tau} = -3(\vec{v}\bullet\vec{S})\vec{\nabla}\Phi , \tag{12b'}$$

that is, formula (12a) and (12b) are reduced to (12a') and (12b') respectively.

One may ask whether the difference between (12'a) and (12'b) can be detected experimentally. In principle, they should be distinguishable. However, they cannot be distinguished by the Stanford experiment, gravity Probe-B because this experiment detects only the time average. The time average of the difference is essentially zero since

$$(\vec{v}\bullet\vec{S})\vec{\nabla}\Phi + \vec{v}(\vec{S}\bullet\vec{\nabla}\Phi) = \frac{\kappa M}{r^2}\left[\hat{y}(-S^y\sin 2\omega t + S^z\cos 2\omega t) + \hat{z}(S^y\cos 2\omega t + S^z\sin 2\omega t)\right] \tag{12c}$$

where ω is the circular frequency of the orbiting gyroscope. Thus, gravity Probe-B is designated to accomplish little beyond the bending of light because of inadequate theoretical understanding. It seems a feasible simple experiment to show the broken down of gauge invariance is still the experiment on local light speeds [43] pioneered by Zhou [2].

© 2013 Global Journals Inc. (US)

Nevertheless, Misner et al. [5, p. 430] claimed that the covariance principle can be verified experimentally, but provided the opposite evidence. For instance, Will [5; p. 1067] claimed Whitehead's theory is invalid; but the solution of Whitehead is diffeomorphic to Einstein's [57]. Their motivation seems to justify such a "principle" because it is often used in arguments of their theory of black holes. One may wonder why nobody corrected their mistake [5]? The answer would be that that many theorists often failed to distinguish the difference between physics and mathematics.[10)]

Moreover, since the covariance principle is necessary to remedy the shortcomings of Einstein's theory of measurement [16], which was justified with applications of special relativity, many would still believe in the covariance principle even though counter examples have been found [41]. *Thus, to understand the issue of the covariance principle thoroughly, one must examine also Einstein's justification for "measurement" with applications of special relativity.*

In the book of Misner et al., their errors in physics, mathematics and logic are exposed, but were not recognized. This supports the claim of Feynman [58] that many theorists in gravitation are just incompetent. To see all these errors clearly, it is necessary to understand also the principle of causality.

V. The Principle of Causality and the Einstein Equation

The time-tested assumption that phenomena can be explained in terms of identifiable causes is called the principle of causality [55, 56]. This principle is the basis of relevance for all scientific investigations, and thus is always implicitly used [59]. This principle is commonly used in symmetry considerations in electrodynamics.

In general relativity, Einstein and other theorists have used this principle implicitly on symmetry considerations [55] such as for a circle in a uniformly rotating disk and the metric for a spherically symmetric mass distribution. Nevertheless, this principle is often neglected [55, 60] because the confusion on physical coordinates created by the invalid covariance principle that would make it almost impossible to justify the symmetry used. *Applications of the principle of causality become clear after Einstein's equivalence principle is understood* [10, 11].

Because of the "covariance principle", the coordinates were ambiguous, and thus it is often difficult to apply the principle of causality in a logical manner other than implicitly as Einstein did. Since the covariance principle is necessary to remedy the shortcomings of Einstein's theory of measurement [16], many would give up only after it was found recently that the justifications of Einstein's theory of measurement actually were based on invalid applications of special relativity [10, 61],[11)] in addition to being in disagreement with observed bending of light rays.

There are other useful consequences of the principle of causality. For instance, the weak sources would produce weak gravity is the theoretical foundation of Einstein's requirement on weak gravity [59].[12)] The unbounded "weak waves" of Bondi, Pirani, & Robinson [12] are not valid because it cannot be reduced to the flat metric when gravity is absent. Parameters unrelated to any physical cause in a solution are not allowed. For instance, Penrose [62] accepted the metric with an electromagnetic plane-wave as a source, but it actually is not valid in physics because unphysical parameters are involved [13]. Moreover, a dynamic solution must be related to appropriate dynamic sources [63].

One might argue that a gravitational plane-wave would have no source. For the fact that a plane-wave is intrinsically unbounded, there is no valid explanation until the principle of causality is recognized. A plane wave is not real, but a local idealization of a section of the wave. For a cylindrical symmetric wave, however, appropriate sources must be present. The Einstein-Rosen type waves are invalid because it is impossible to have physically appropriate sources [63]. However, due to inadequate understanding in mathematics and physics, the principle of causality can be misunderstood.

For instance, 't Hooft naively claimed [64], "Dynamical solutions means solutions that depend non-trivially on space as well as time. Numerous of such solutions are being generated routinely in research papers ..." Thus, he has different, but invalid understanding of the principle of causality. He [64] claimed, "To me, causality means that the form of the data in the future, $t > t_1$, is completely and unambiguously dictated by their values and, if necessary, time derivatives in the past, $t = t_1$. So, I constructed the complete Green function for this system and showed it to Mr. L. This function gives the solution at all times, once the solution and its first time derivative is given at $t = t_1$, which is a Cauchy surface." However, his data actually are calculated values only [63] and this unequivocally confirms his confusion.

Thus, his causality only means that a Maxwell-type equation, which produces the Green function, is satisfied. This is inadequate because a solution of the Maxwell equation could violate the principle of causality. For instance, the electromagnetic potential $A_0[\exp(t - z)^2]$ (A_0 is a constant), is invalid in physics. Although a plane-wave can be considered as an idealization of a field generated by sources, this function cannot be considered as such an idealization [63].

Many relativists recognize the light speed as the speed limit of physical influence, but failed to understand the principle of causality. Moreover, the covariance principle would confuse applied mathematicians such as 't Hooft, [13)] to fail in

© 2013 Global Journals Inc. (US)

distinguishing physics from mathematics [63]. In fact, journals such as the Physical Review also do not understand the principle of causality adequately, and accept unbounded solutions [63]. However, since a bounded dynamic solution is needed for the calculation of radiation, *the non-existence of a bounded dynamic solution remains an unsolved issue.*

VI. The Einstein Equation and its Misinterpretations

Based on his field equation, Einstein [15, 16] made three predictions namely: 1) the gravitational redshifts, 2) the perihelion of Mercury, and 3) the deflection of light. Observations accurately confirm and create a faith in his theory. However, these confirmations are actually inflated and explained as follows:

1) The gravitational redshifts were first derived from the invalid 1911 assumption of the equivalence between acceleration and Newtonian gravity. This shows that the gravitational redshifts can be derived from an invalid theory.
2) The observed bending of light is inconsistent with Einstein's theory of measurement [65], [14] but is consistent with the measurement based on the Euclidean-like structure if his equivalence principle is valid for the metric [16].
3) As Gullstrand [66] suspected, in 1995 it has been proven impossible to have a bounded dynamic solution.[15] Thus, the perihelion of Mercury, in principle, is still beyond the reach of the Einstein equation [56]. *This fundamental mistake in calculation, as will be shown, has far reaching influences to other important errors in astrophysics.*

Also, Einstein's controversial notion of gravitational energy-stress being a pseudo-tensor has been proven incorrect [56]. Since Einstein's covariance principle is proven to be invalid [3], and diffeomorphic solutions with the same frame of reference are not equivalent in physics. Therefore, actually none of the predictions had a solid theoretical foundation yet.

An urgent issue is to find a valid physical gauge for a given problem. Fortunately, the Maxwell-Newton approximation has been proven to be an independently valid first order approximation for gravity due to massive sources [59], so that the binary pulsar radiation experiments can be explained satisfactorily [55, 56]. Thus, Einstein's notion of weak gravity (including gravitomagnetism and gravitational radiation [67]) is valid [13, 59]. Moreover, calculations of the Hulse-Taylor experiments of the binary pulsars necessitate that the coupling constants have different signs [56]. Thus, the assumption of a unique coupling sign for the singularity theorems [7] of Penrose and Hawking is proven invalid. [16]

Moreover, this leads to the investigation that Lo [68] discovered the static charge-mass neutral repulsive force, and thus further confirms the famous formula $E = mc^2$ being only conditionally valid. Nevertheless, as shown in the 1993 press release of the Nobel Committee for the Physics Prize [4], the "experts" failed to see that the Einstein equation does not have a dynamic solution for a two-body problem. The root of this problem is a failure in mathematics to see that the linearization to obtain an approximate solution is not valid for the dynamic case [10, 11, 56]. Physically, this is due to a failure to recognize that, for the dynamic case, the Einstein equation violates the principle of causality because the absence of an energy-stress tensor in vacuum. Such a tensor is necessary, according to Hogarth [69].

Nevertheless, to counter the claims of Gullstrand [66], the Princeton University published a book [9] by Christodoulou & Klainerman. They claimed that bounded dynamic solutions have been constructed, [17] due to errors in mathematics such as forgotten to prove a set is non-empty [70-72]. [18] Misner et al. [5] invalidly claimed that their eq. (35.31) has a bounded plane-wave solution [11]; and Wald [7] invalidly claimed that his eq. (4.4.52) has a solution for the second order [55]. Wald [7; p. 183] also incorrectly extended the process of perturbation approximation to the case that the initial metric is not flat. These show that a biased belief can absurdly lead to collective mistakes in mathematics.

Consequently, they also failed to see that the electromagnetic energy is not equivalent to mass [6-8], can be proven even if the electrodynamics of Maxwell were only approximately valid [73, 74]. As a result, not only they incorrectly insisted that the formula $E = mc^2$ is unconditional [60] but also over-looked that, in contrast to the implicit assumption of Wheeler's simulation, the Einstein equation necessitates the existence of a repulsive charge-mass interaction [75, 76].

In 2005 the effect of such a repulsive force was inadvertently detected by Tsipenyuk & Andreev [77]. They discovered that the weight of a metal ball is reduced after it is irradiated with high energy electrons. However, they could not explain this phenomenon because it was believed that gravity would increase as energy increases. The static charge-mass repulsive force was discovered in 1997 because Lo [68] had already known that $E= mc^2$ may be invalid. [19]

The neutral repulsive force derived by Lo [68, 76] is: *For a charge q and a mass m separated by a distance r, the charge-mass repulsive force is* mq^2/r^3 (in the units, light speed $c = 1$, and Newtonian coupling constant $\kappa = 1$ [5]). Further experimental verifications for the details are important because it is the only confirmation of general relativity with a non-massive source, and thus is beyond the Maxwell-Newton Approximation.

© 2013 Global Journals Inc. (US)

In short, for the dynamic case, the Einstein equation is proven invalid. For the static case, verification of the Einstein equation beyond the Maxwell-Newton Approximation depends on the experimental confirmation of the static charge-mass repulsive force. However, the discovery of such a repulsive force casts a strong doubt on a current belief that gravity is always attractive. The explosion of a super nova is a frequently observed phenomenon, but a black hole remains a conjecture that has never been confirmed by observation.

Einstein believed that he has proved the famous formula $E = mc^2$ for the electromagnetic energy because he has mistaken that the photons have only electromagnetic energy. In 1997, it has been proven that $E= mc^2$ is conditionally valid, and this explains the failure of Einstein's several attempts to prove this formula for other types of energy [78]. This error on $E = mc^2$ is the root that the charge-mass interaction is not only overlooked but denied by other theorists earlier.

VII. MIT Open Course Phy. 8.033, Fall 2006, Lecture 16 -- Max Tegmark [20)]

To illustrate the influence of the Wheeler School, an open course MIT phys. 8.033 is chosen since it is accessible to everybody. If a reader checks MIT 8.962 general relativity, similar errors can be found although its contents were not very clear. These courses were established in 2006 after P. Morrison passed away.

Some course contents are out-dated at least 25 years since the Wheeler School does not read broadly. Notably, the formula $E = mc^2$ is still incorrectly considered as unconditionally valid.

In general relativity, the course addresses three issues:

- Principle of equivalence
- Light bending, gravitational redshift
- Metrics

Since the course was prepared in 2006, the influence of Institute Professor P. Morrison disappeared. In this course, the invalid 1911 assumption of equivalence is mistaken as Einstein's equivalence principle of 1916.

The course proclaimed the "weak equivalence principle" as no local experiment can distinguish between a uniform gravitational field g and a frame of accelerated with a = g. This error is due to the Wheeler School since the ambiguous notion of local experiment is invented by the Wheeler School. First, according to Einstein's equivalence principle, the effect of an accelerated frame is not equivalent to a uniform Newtonian gravitational field [23, 25]. Second, the Einstein-Minkowski condition [15, 16], which is the physics of Einstein's equivalence principle, is ignored. Also, there are local experiments that can distinguish the effect of an accelerated frame from an approximately uniform field [79].

The claim of the "strong equivalence principle" that the laws of physics take on their special relativistic form in any local inertial frame is due to the Wheeler School. The correct statement should be that the laws of physics take on the approximate special relativistic form in any local inertial frame. The claim of considering that a free falling elevator is a locally inertial frame so the strong version says that special relativity applies in all such elevators anywhere and any time in the universe, is copied from the Wheeler School and manifests of ignorance on Einstein's equivalence principle.

The course incorrectly claimed

- EP implication 1: Gravity bends light
- EP implication 2: Gravitational redshift.
- EP implication 3: It is all geometry (learn how to work with metrics!)

First their version of EP, as already known, cannot lead to the correct light bending. Second, although it does lead to gravitational redshift, the argument has been proven invalid in physics since gravity is not generally equivalent to acceleration. The claim, "It is all geometry" has no meaning since the issue of the physical gauge is ignored.

Since the instructor does not understand Einstein's equivalence principle, he is unable to address how the issue of length related to the metric that Whitehead [46] criticized. In particular, he also did not know that the Newtonian metric, $d\tau^2 = (1 + 2\phi)dt^2 - dx^2 - dy^2 - dz^2$, is not valid in general relativity [25] although the Wheeler School knows this well. [21)]

It is also clear that the instructor does not understand Einstein's covariance principle. He considered this naively as only the validity of coordinate transformation in mathematics. However, the essence of the covariance principle leads to conflicts because the physical meaning of the coordinates is related to the gauge [1-3, 40].

Another important issue is the perihelion of Mercury that Einstein claimed to have been fully explained in general relativity. On the other hand, Gullstrand [66] suspected that Einstein's claim is invalid. Since the perihelion is actually calculated in term of the perturbations of other planets, a central issue is whether the perturbation approach is valid for the Einstein equation. In most textbooks, for instance reference [67], it is claimed that linearization would give a valid approximate solution.[22)] However, it has been proven that the Einstein equation does not have a bounded solution for a two-body problem [55, 56]. Many insisted on that the approach of linearization is valid. However, sciences are based on evidences not just the opinion of majority. Nevertheless, many just do not have the mathematical background [63].

© 2013 Global Journals Inc. (US)

In short, Tegmark also fails to tell the difference between mathematics and physics and in addition has an inadequate background in mathematics and is essentially an applied mathematicians such as 't Hooft [63]. This is further supported by the fact that Tegmark has also formulated the "Ultimate ensemble theory of everything", whose only postulate is that "all structures that exist mathematically exist also physically". This idea is formalized as the "Mathematical universe hypothesis" in his paper *The mathematical universe*, a short version of which was published as *Shut up and calculate* (Wikipedia). A suggestion for him would be "Shut up, think, and then calculate". [23)]

Also, the Wheeler School actually provides a simple evidence for their own down fall. They claim [5] that there is a bounded wave solution for their equation (35.31). However, it is not difficult to show that such a claim is incorrect with mathematics at the undergraduate level [10, 11]. Since everybody would understand mathematics at such a level, the claim of authority would no longer work for them. This is also a problem for the Nobel Committee to consider.

E. Bertschinger and S. A. Hughes of MIT studied the linearized equation of the Einstein equation. However, they do not understand that for the dynamic case, the non-linear Einstein equation and its linearized equation do not have any compatible solutions [55, 56]. In fact, the linearized equation is compatible with a modified Einstein equation with an additional gravitational energy-momentum tensor in the source with an anti-gravity coupling [55, 56]. In other words, in the Physics Department of MIT, nobody understands the basic essence of general relativity.

VIII. Conclusions and Remarks

The Wheeler School continues Einstein's error on the principle of covariance; and made new errors in misinterpreting Einstein's equivalence principle and the principle of causality. Moreover, they maintain even obvious errors by ignoring work of others, including Einstein [15] and Weinberg [40]. Their ambition is manifested in naming their book "Gravitation" instead of general relativity like others. [24)] *However, to justify Einstein's covariance principle as if valid, it is necessary to distort Einstein's equivalence principle for consistence; and thus created more errors.*

Wheeler started by picking up the abandoned work of Oppenheimer [14]. The Wheeler School gained their reputation as the advocate of general relativity [1)] by distorting Einstein's equivalence principle to a combination of the errors of Pauli [33] and also Fock [25], but ignored Einstein's [15, 16] and related mathematics [34]. Nevertheless, they managed to convince the 1993 Nobel Committee to adopt their version [4]. In 1994 they [8] openly rejected Einstein's equivalence principle, which they [5] do not understand as shown by their erroneous eq. (40. 14).[2)] Also the MIT Open Course phys. 8.033 has been changed to their views the next year after MIT Institute Professor P. Morrison passed away.[25)] Thus, in defense of the honor of Morrison, it is necessary to point out their distortions and related errors [30].

The acceptance of the Wheeler School is due to the publicity skills of Wheeler in spite of inadequacy in mathematics and physics [43, 56].[1)] However, there is no conclusive hard evidence to support any of their speculations. They [5] rely essentially on the covariance principle to create confusion to substantiate their claims. The Wheeler School invents the term "standard theory" for their status. However, such a notion was challenged by the editorial of the Royal Society. They failed to meet such a challenge [13] because they do not understand the principle of causality adequately. However, they simply ignore the challenge. Members of the Wheeler School help each other to maintain and re-enforce their errors by ignoring criticisms and/or with invalid arguments.[1)] However, their incompetence illustrates their errors. They claimed that their eq. (35.31) has a bounded solution is due to errors at the undergraduate level [11, 80]; and there are no bounded plane-wave solutions [81]. Another basic problem of the Wheeler School is that they are unable to recognize any new physics from observation; and those in the position of editors would reject a paper according to just their opinion instead of evidence. For instance, the fact that a charged capacitor has reduced weight [82] was ignored as experimental errors without adequate deliberation.

Einstein's equivalence principle has a foundation in mathematics [38] and also experimental supports [32]. Nevertheless, many instead believe in errors related to the covariance principle [10]. They failed to see that the notion of general gauge invariance is actually invalid (see Section 4). *Due to inadequacy in mathematics and physics, the Wheeler School mistakenly chooses the covariance principle; and thus it becomes necessary for them to distort Einstein's equivalence principle.* However, the problem is that both mathematics and physics do not allow such distortions.

Unfortunately, there are prominent theorists who also made similar errors as the Wheeler School.[26)] For instance, Eric J. Weinberg, editor of the "Physical Review D", claimed that the difference between these two versions of Einstein and Pauli is not physical [22], and rejected any paper claimed otherwise. *Thus, he failed to see that eq. (40. 14) in reference [5] is incorrect.* He rejected proofs for the conditionally validity of $E = mc^2$ based on existing theories [68, 83, 84]. [27)] He also won prizes (1992, 1995, 2000) from "Gravity Research Foundation" that always keeps her judges undisclosed.

In general relativity, the fundamental issues are: Einstein's equivalence principle, Einstein's covariance principle, the principle of causality, invalidity of linearization, and measurements of the distance.

© 2013 Global Journals Inc. (US)

However, the Wheeler School and associates manage to make errors in all five issues because of their inadequacy in mathematic and physics.

Moreover, there are three more related issues: 1) the formula $E = mc^2$ is conditionally valid since the electromagnetic energy is not equivalent to mass; 2) the coupling signs have been found not unique, and thus the singularity theorems are irrelevant; and 3) the photons include non-electromagnetic energy because they are equivalent to mass. The errors on these issues are due to inadequacy in mathematics, and earlier immature physical concepts. The photon was proposed as including only electromagnetic energy before general relativity. Moreover, the photons including energy other than the electromagnetic energy imply that current quantum mechanics is not a final theory.

Nevertheless, after general relativity is rectified, the necessity of unification between gravitation and electromagnetism is clear since the charge-mass interaction is discovered. Then the discovery of NASA's pioneer anomaly would be understandable in physics. Einstein actually leaves us a far greater treasure to be explored [73, 74].

Great scientists such as Einstein also made mistakes. (Einstein's justifications for measurement [15, 16] are based on invalid applications of special relativity [10] and lead to difficulties in defining physical quantities [65]. His simple adaption to Riemannian geometry [15, 16] created a problem of incompatibility to the rest of physics.) *However, after his errors are rectified, general relativity is no longer incompatible with other theories in physics; and Einstein emerges as an even better physicist since his conjecture of unification is proven necessary.* Whitehead [46] had remarked, "But the worst homage we can pay to genius is to accept uncritically formulations of truths which we owe to it."

Modern physics has been developed to such a stage that frontier physicists can no longer afford to ignore physical principles, and/or to leave all pure mathematics to mathematicians. Einstein did not understand mathematical analysis, and thus he could not modify the mathematics for the need of physics [43]. Pauli and the Wheeler School do not understand the related mathematics, and thus failed to see that there are restrictions to the equivalence principle that cannot be changed at will. *The distortion of Einstein's equivalence principle is the root that is related to all other errors.* Now, the importance of Einstein's equivalence principle has been firmly re-established [10]. Note also that only when the principle of causality is better understood, can we succeed in proving the non-existence of dynamic solutions.

Nevertheless, because the Field medalists do not understand the restriction in physics,[28] they also failed to see this. Thus, in 2011 Christodoulou was absurdly awarded a half Shaw Prize for his errors in general relativity [3, 9] against the honorable Gullstrand [66].[29] Note that, as Whitehead [46] pointed out, *Physics is not just a branch of geometry as the Wheeler School advocated.* Some theorists claim if there are more experiments, the situation in general relativity would be better. However, the realistic situation is, for instance, experiments of the binary pulsar are misinterpreted because of theoretical errors.[30] Now, it is the time for the US to get rid of the theoretical obstacles [31] and get the benefits from extensively invested experiments in return. Then, new theoretical research and experiments would start.

It is hoped that this paper, together with the quotation of Weinberg, would be helpful to physicists, including those who used to work on out-dated theories.[32] Also, one would see errors, if one works out explicit specific examples for the claims and reads the original papers carefully. Moreover, it is time to do some meaningful work related to experiments together with reliable mathematics and logic [3, 10, 79, 85].[33] An interesting issue would be how to prevent errors of such a magnitude and duration in the future. Many of the current problems are due to irrational confidence because of early widely spread ignorance and error; and thus it would be helpful if the education of mathematics is strengthened.

IX. Acknowledgments

The paper is dedicated to Prof. P. Morrison of MIT for over 15 years of association in the research of general relativity. The author is grateful to Prof. I. Halperin for information on the mathematical theorems. Special thanks are to Sharon Holcombe for valuable comments. This work is supported in part by Innotec Design, Inc., U. S. A., and the Chan Foundation, Hong Kong.

a) *Appendix: Summary of Misrepresentations and Errors in General Relativity*

For the convenience of the readers, the errors and misinterpretations in general relativity are summarized in this Appendix. The first error, suspected by Gullstrand [66], is the non-existence of dynamic solutions. However, this error lasts for more than 95 years; and in 2011 half of a Shaw Prize for mathematics was awarded to Christodoulou [86] for his errors against Gullstrand.[34] This error has been firmly well-established because it can also be illustrated with examples understandable at the undergraduate level. The fundamental issues that historically relate to errors are:

1) Einstein's 1911 assumption of equivalence between acceleration and Newtonian gravity [24]: It was used to derive the correct gravitational redshifts, but the so-obtained light bending deflection disagrees with observation.

2) Einstein's equivalence principle [15]: The effects of an accelerated frame are equivalent to a uniform

© 2013 Global Journals Inc. (US)

gravity (generated by a metric). In physics, the local metric of a particle under the influence of gravity is a local Minkowski metric [15]. This principle can be illustrated with explicit examples and is supported by experiments. Since the local metric of the earth is only a locally constant metric at one point, Einstein pointed out that the gravity cannot be transformed away by using an accelerated frame. Thus, gravity and acceleration are not generally equivalent.

a) Pauli's misinterpretation [33]: Pauli claimed that the gravity of an infinitesimal region can be transformed away; but the local metric of a particle need not be locally Minkowski.

b) The misinterpretation of Misner, Thorne & Wheeler [5]: They agree with Pauli and incorrectly claimed that gravity is equivalent to acceleration in a small region of the local metric. What they referred to is the Newtonian gravity (since they agree with Fock [25] and reject the principle). Moreover, they claimed that in such a small region the local metric is necessarily Minkowski (the so-called Lorentz invariance). However, their notion of Lorentz invariance is incorrect in mathematics and is not favored by the 2009 experiment of Chu et al. [87].

c) Fock [25] misinterpreted that Einstein's equivalence principle as the 1911 assumption. He shows that it is impossible to have a metric for the Newtonian gravity in general relativity; and invalidly rejected the principle.

3) Einstein's covariance principle: Einstein extended his principle of general relativity to unrestricted mathematical covariance and called it as the "principle of covariance". The motivation of this principle is a remedy of his theory of measurement [15, 16]. Since different gauges would lead to different physical interpretations of the coordinates [1, 3], this is in conflict with his equivalence principle which implies the local time dilation and space contractions are unique. These are the experimental support of Einstein's equivalence principle.

4) Einstein's measurement of the distance [15]: Einstein's adaptation of the notion of distance in a Riemannian space. Such an adaptation has been pointed out by Whitehead [46] as invalid in physics. Also, it is found that his justifications for his adaptation are due to invalid applications of special relativity [10]. It turns out that the correct theory of measurement [43] is just what Einstein practiced in his calculation of light bending. Then, the measurement of distance is consistent with the observed bending of a light ray [22]. Thus, it becomes clear that to regard the Hubble redshifts as due to the Doppler effects is invalid [88], as Hubble himself also disagrees.

5) The question of a physical gauge: The invalidity of the covariance principle exposed an urgent issue, i.e., to find a valid physical gauge for a given problem. Fortunately, the Maxwell-Newton approximation has been proven to be an independently valid first order approximation for gravity due to massive sources [59], so that the binary pulsar radiation experiments can be explained satisfactorily [55, 56]. Thus, Einstein's notion of weak gravity (including gravitomagnetism and gravitational radiation [67]) is valid [13, 59].

6) The principle of causality is implicitly used in any scientific research. In general relativity, this principle is implicitly used by Einstein in symmetry considerations [15]. However, theorists such as Penrose [62] and 't Hooft [63, 64] do not understand this principle adequately. The Physical Review also failed to understand the principle of causality adequately and thus mistakenly believed that the non-linear Einstein equation has wave solutions [63]. In particular, this journal still falsely considered their editors are better than anybody else in the field of physics.

7) Invalidity of linearization [10]: Currently, to obtain an approximation through linearizing the Einstein equation is incorrectly believed as generally valid because linearization has been successful for the static case of massive source. However, this process of linearization for the dynamic cases is invalid since the Einstein equation actually has no bounded dynamics solutions [55, 56]. The physical reason is that such an Einstein equation has no source tensor in the vacuum and thus, the principle of causality is violated since a wave carries energy in vacuum.

8) Bounded dynamic solutions: The Einstein equation has no bounded dynamic solution. Thus the perihelion of Mercury is beyond the reach of Einstein's theory as Gullstrand [66] suspected; and the calculation for the gravitational radiation of binary pulsars is actually invalid. A conclusion from this result is that all the coupling constants cannot have the same sign, and thus the physical assumption of the space-time singularity theorems [7] is invalid.

9) The sign of coupling constants being unique was accepted since $E = mc^2$ was considered as unconditional. However, the electromagnetic energy cannot be equivalent to mass since the trace of an electromagnetic energy-stress tensor is zero. In fact, for several years, Einstein had tried and failed to prove this formula for other type of energy [78].

10) The photons must have non-electromagnetic energy because the meson π_0 decays into two photons. The immature assumption that the photons have

© 2013 Global Journals Inc. (US)

only electromagnetic energy was proposed before general relativity.[35] Since a charged particle is massive, it is not surprising that the photons should also include gravitational energy.

11) The static Einstein equation with the source of a charged particle implies the existence of a static repulsive force between a charge and a massive particle. Moreover, such a repulsive effect has been inadvertently observed by Tsipenyuk & Andreev [77]. Thus, unification of gravitation and electromagnetism is actually necessary.

Note that all the errors are directly or indirectly related to distortions of Einstein's equivalence principle. The invalid speculation of unconditional validity of $E = mc^2$ is the source of many errors in general relativity, and thus Einstein's general relativity is not yet complete. Its completion would be crucial to explain the Hubble redshifts and the pioneer anomaly discovered by NASA [17-19], and may even be needed to explain problem of renormalization.

Endnotes

1) The editorial of General Relativity and Gravitation considers the claims of the Wheeler School as "well-established science", but were unable to provide evidence to support such claims [March 8, 2012]. Note that since there is no bounded dynamic solution for the Einstein equation [56], the thesis of A. Ashtekar (editor-in-chief), "*Asymptotic Structure of the Gravitational Field at Spatial Infinity*", seems to just inherit the errors of Wald [7]. Moreover, in his quantum gravity, he failed to see that the photons must include gravitational energy [10, 83]. C. M. Will, editor-in-chief of Classical and Quantum Gravity, continues to ignore the errors of the Wheeler School [6, 68, 84].
2) Eddington [44], Liu [36], Straumann [89], Wald [7], and Weinberg [40] did not make the same mistake.
3) This experimental fact is ignored by the Wheeler School or they simply were unaware of this.
4) In fact, this author had made the same mistake [90] that was discovered in our discussions with Morrison.
5) It is surprising that "expert" Thorne [14] also made such a factual error.
6) Nevertheless, the 1993 Nobel Committee was unaware of that Einstein's equivalence principle has been verified.
7) Like other theoretical physicists, Pauli [33] and Misner et al. [5] also did not have adequate training in pure mathematics.
8) The misinterpretation of Misner et al. [5] creates the so-called Lorentz invariance, being tested by Chu et al. [87].
9) A footnote of Part II of reference [48] reads: "The work described in this chapter (ch.III) was completed, except for its extension in Section 3, in January 1954, but was not published. In October 1954, Yang and Mills adopted independently the same postulate and derived similar consequences." Yang-Mills-Shaw made only a crude proposal that cannot explain things [50]. Moreover, the underlying idea of total gauge invariance has been proven invalid.
10) Being a student of Oppenheimer, Morrison has a very sharp ability in distinguishing the physics from mathematics.
11) Experimentally, based on Thorne's calculation [91], invalidity of such a measurement can be further proven [92].
12) The Wheeler School failed to defend the requirement for weak gravity to meet the challenge of Bondi et al. [12].
13) In his 1999 Nobel Speech, 't Hooft also showed misunderstandings of the notion of mass and special relativity. 't Hooft [64] claimed that many of his colleagues agree with him, but this only means they make the same error.
14) Such an inconsistency has been discovered, and Einstein's derivation was not repeated in most textbooks.
15) A main error of Einstein, Infeld, & Hoffmann [93], Damour [94], Misner et al, [5], Wald [7], Will [6] and etc. is that they are unaware of that the mathematical existence of a bounded dynamic solution needs to be proved. It should be noted that Wald [7] failed to see that his eq. (4.4.52) cannot be satisfied for the dynamic case [55, 56].
16) The unique sign of couplings was accepted because the formula $E = mc^2$ was believed to be unconditional.
17) Understandably, because of totally unexpected, it was difficult for Princeton graduates such as Frank Wilczek to see such mathematical errors from Princeton University although he has a M. Sc. degree in mathematics.
18) Christodoulou & Klainerman [9] were unaware of that their set of solutions may have only static physical solutions [70-72]. Obviously, Christodoulou was still not aware of this when he received his half Shaw Prize in 2011.
19) This is a case that the static Einstein equation can predict beyond the Maxwell-Newton Approximation [95].
20) The research of Tegmark has focused on cosmology, combining theoretical work with new measurements to place constraints on cosmological models and their free parameters, often in collaboration with experimentalists (from Wikipedia, the free encyclopedia). He has developed data analysis tools based on information theory and applied them to Cosmic Microwave Background

© 2 013 Global Journals Inc. (US)

experiments such as COBE, QMAP, and WMAP, and to galaxy redshift surveys such as the Las Campanas Redshift Survey, the 2dF Survey and the Sloan Digital Sky Survey.

21) Fock [25] showed that it is impossible to express a Newtonian uniform gravity with a spacetime metric.
22) Nobel Laureate 't Hooft [63] and Hehl [96] also believe that linearization is unconditionally valid as Bertschinger did [67]. However, the error is probably originated from the book of Christodoulou & Klainerman [9].
23) In cosmology, as C. N. Yang [97] pointed out, it is rather speculative and difficult to be rigorous. This inevitably would make some of them to argue speculatively, and occasionally to use questionable logic without noticing it.
24) Misner et al. [5] combined the 1911 assumption [24] and the errors of Pauli [33] as their version of the equivalence principle. Another problem is that they [5] maintain mistakes that others [15, 40] have clearly shown.
25) Under the leadership of Weisskopf, the tradition of MIT is that general relativity must be understood in terms of physics. However, the Wheeler School started to take over after Morrison past away.
26) Because the 1911 assumption is well-known to be incorrect after the 1919 British expeditions, in a book of 1973, there is no rational reason to take the 1911 assumption of equivalence between acceleration and Newtonian gravity as the reference for Einstein's equivalence principle, instead of his statements in his 1916 paper and his book. Such acts support the suspicion that the Wheeler School had planned to get rid of Einstein's equivalence principle.
27) His demand for experimental supports helps discovering of the charge-mass interaction. However, due to inadequacy in mathematics, Eric J. Weinberg believes that there are dynamic solutions for the Einstein equation [98].
28) Before 1993 mathematicians (including the Field Medalists E. Witten (1990), and S. T. Yau (1982) whose works have been closely related to general relativity) also failed to discover their work is misleading in physics [99]. Note also that there are at least a dozen of Nobel Laureates who had made errors in general relativity.
29) A. Gullstrand won a Nobel Prize in 1911, was a member of the Nobel Physics Committee of the Swedish Academy of Sciences in 1921, and was the Chairman of the committee (1922-1929).
30) Morrison had discussed with Taylor, but he clarified that Damour is responsible for the calculations [30].
31) In spite of the fact that many errors in general relativity were generated in Princeton University, this does not diminish my respect to this institute as a whole. Many of my respected teachers were graduated from Princeton University; such as Prof. A. J. Coleman and Prof. I. Halperin, who was my advisor for my degrees in mathematics.
32) The invalid speculation $E = mc^2$, misinterpreted as mass and energy unification, is prevailing in university courses such as MIT's Phys. 8.033, and Stanford's open lectures on Einstein's Theory of Relativity by Prof. L. Susskind. While giving very clear lectures, he also does not seem to have the background in mathematics to see the errors of Pauli and the Wheeler School on Einstein's equivalence principle and other prevailing errors.
33) Currently MIT has just changed the presidency from the hand of Hockfield to. Reif. While they both are competent administrators, they may have different styles in their leadership, in part, because of differences in background. Hockfield is a scientist and she tends to put more weight to considering evidence instead of a theory; and Rief is an engineer and thus would have an opposite attitude. Both presidents are enthusiastic about basic research extended into new areas. However, in terms of judging a field beyond one's expertise, a person who is more evidence oriented would have a better advantage. Thus, it is expected to be a tough job for Reif, if he wants to go to the bottom of matter for the field of general relativity.
34) Members of the selection committee seem to be very careless. Had the Selection Committee tried to find an example of the dynamic solution that could support the claims of Christodoulou, they would have found his errors.
35) Although the initial proof for the non-equivalence of mass and electromagnetic energy has used general relativity [68], this non-equivalence is independent of general relativity. In fact, this nonequivalence comes from the electromagnetism alone because the electromagnetic energy-stress tensor has a zero trace. Thus, the assumption that the light (or photon) includes only electromagnetic energy is incorrect [10, 85].

References Références Referencias

1. Zhou, Pei-Yuan, in *Proc. of the Third Marcel Grossmann Meetings on Gen. Relativ.* ed. Hu Ning, Sci. Press/North Holland. (1983), 1-20.
2. P. Y. Zhou, Proc. of the Internat. Symposium on Experimental Gravitational Physics, Guang Zhou, China (1987).
3. C. Y. Lo, Phys. Essays, **23** (3), 491- 499 (Sept. 2010).
4. The 1993 Press Release of the Nobel Prize Committee (The Royal Swedish Academy of Sciences, Stockholm, 1993).

© 2013 Global Journals Inc. (US)

5. C. W. Misner, K. S. Thorne, & J. A. Wheeler, **Gravitation** (W. H. Freeman, San Francisco, 1973).
6. C. M. Will, **Theory and Experiment in Gravitational Physics** (Cambridge University, Cambridge. 1981).
7. R. M. Wald, **General Relativity** (The Univ. of Chicago Press, Chicago, 1984).
8. H. C. Ohanian & R. Ruffini, **Gravitation and Spacetime** (Norton, New York, 1994).
9. D. Christodoulou & S. Klainerman, **The Global Nonlinear Stability of the Minkowski Space** (Princeton Univ. Press, 1993), no. 41 of Princeton Mathematical Series.
10. C. Y. Lo, Phys. Essays, **23** (2), 258-267 (2010a); C. Y . Lo, Phys. Essays **20** (3), 494-502 (Sept. 2007).
11. C. Y. Lo, Linearization of the Einstein Equation and the 1993 Press Release of the Nobel Prize in Physics, **18 th Annual Natural Philosophy Alliance Conference, July 6-9, 2011,** College Park, MD (2011).
12. H. Bondi, F. A. E. Pirani, & I. Robinson, Proc. R. Soc. London A **251**, 519-533 (1959).
13. C. Y. Lo, International Meeting on Physical Interpretation of Relativity Theory, Imperial College, London, Sept. 12-15, 2008b; Bull. of Pure and App. Sci., **29D** (2), 81-104 (2010).
14. K. S. Thorne, *Black Holes and Time Warps* (Norton, New York, 1994), p. 105.
15. A. Einstein, H, A. Lorentz, H. Minkowski, H. Weyl, **The Principle of Relativity** (Dover, New York, 1923).
16. A. Einstein, *The Meaning of Relativity* (Princeton Univ. Press 1954).
17. S. G. Turgshev, V. Toth, L. R. Kellogy, E. L. Lau, and K. J. Lee, Int. J. Mod. Phys. D, 15(1), 1-55 (2006).
18. C. Y. Lo, **Int. Conf. on Phys. Interpretations of Relat. Theory,** 6-9 July 2009b, Bauman Moscow State Technical University, Moscow, Russia.
19. Slava G. Turyshev, Viktor T. Toth, Space Science Reviews, **148**, No. 1-4, 149-167 (December, 2009).
20. A. Einstein, 'On the Method of Theoretical physics (1934)' in *Ideas and Opinions* (Dover, 1982), p. 270.
21. J. Norton, "What was Einstein's Principle of Equivalence?" in Einstein's Studies Vol.1: *Einstein and the History of General Relativity,* Eds. D. Howard & J. Stachel (Birkhäuser, Boston, 1989).
22. C. Y. Lo, Phys. Essays **16** (1), 84-100 (March 2003).
23. C. Y. Lo, Bulletin of Pure and Applied Sciences, **26D** (2): 73-88 (2007).
24. A. Einstein, On the influence of Gravitation on the propagation of light, Annalen der Physik, 35, 898-908 (1911).
25. V. A. Fock, *The Theory of Space Time and Gravitation* (Pergamon Press, 1964). The Russian edition was published in 1955 as part of the mud throwing campaign to discredit Einstein, after his death.
26. R. C. Tolman, *Relativity, Thermodynamics, and Cosmology* (Dover, New York 1987).
27. J. P. Hsu, & L. Hsu, *Chinese J. of Phys*., Vol. 35 (No. 4): 407-417 (1997).
28. P. G. Bergmann, *Introduction to the Theory of Relativity* (Dover, New York, 1976), pp. 156 and 159.
29. A. Einstein, *Relativity* (Dover, New York, 1920), p. 82.
30. C. Y. Lo, Phys. Essays **18** (4), 547-560 (December, 2005).
31. L. D. Landau & E. M. Lifshitz, *Classical Theory of Fields* (Addison-Wesley, Reading Mass, 1962).
32. W. Kundig, Phys. Rev, 129, 2371 (1963).
33. W. Pauli, *Theory of Relativity* (Pergamon Press, London, 1971).
34. J. L. Synge, *Relativity: The General Theory* (North-Holland, Amsterdam, 1971), pp. IX–X.
35. Y.-S. Huang, Physics Essays **4** (1), 68-75 (March 1991).
36. Liu Liao, *General Relativity* (High Education Press, Shanghai, China, 1987).
37. Peng Huanwu, Xu Xiseng, *The Fundamentals of Theoretical Physics* (Peking University Press, Beijing, 1998).
38. C. Y. Lo, Physics Essays **21** (1), 44-51 (March 2008).
39. C. M. Will, 'Experimental gravitation …' *300 Years of Gravitation* (Cambridge University Press, 1987), p. 80-125.
40. S. Weinberg, *Gravitation and Cosmology* (John Wiley, New York, 1972).
41. C. Y. Lo, Bulletin of Pure and Applied Sciences, **27D** (1), 1-15 (2008).
42. C. Y. Lo, **16th Annual Natural Philosophy Alliance Conference**, Univ. of Connecticut, Storrs, May 25-29, 2009b.
43. C. Y. Lo, Chinese J. of Phys. (Taipei), **41** (4), 233-343 (August 2003).
44. A. S. Eddington, *The Mathematical Theory of Relativity* (Chelsea, New York, 1975), p. 10.
45. C. Y. Lo, Phys. Essays, **18** (1), 112-124 (March, 2005).
46. A. N. Whitehead, *The Principle of Relativity* (Cambridge Univ. Press, Cambridge, 1962).
47. C. N. Yang & R. L. Mills, Phys. Rev. **96**, 191 (1954).
48. Ron Shaw, "The Problem of Particle Types and Other Contributions to the Theory of Elementary Particles," Ph. D. thesis, Cambridge University (1955).
49. Y. Aharonov & D. Bohm, Phys. Rev. **115**, 485 (1959).
50. S. Weinberg, *The Quantum Theory of Fields* (Cambridge University Press, Cambridge, 2000).
51. C. Y. Lo, G. R. Goldstein, & A. Napier, Hadronic J. **12**, 75 (1989).
52. C. Y. Lo, Phys. Essays, **5** (1), 10-18 (1992).
53. J. Bodenner & C. M. Will, Am. J. Phys. 71 (8), 770 (August 2003).
54. J. M. Gérard & S. Piereaux, "The Observable Light Deflection Angle, arXiv:gr-qc/9907034 v1 8 Jul 1999.

© 2013 Global Journals Inc. (US)

55. C. Y. Lo, Phys. Essays, **13** (4), 527-539 (December, 2000).
56. C. Y. Lo, Astrophys. J. **455**: 421-428 (Dec. 20, 1995); Editor Chandrasekhar suggests the Appendix therein.
57. C. Y. Lo, Bulletin of Pure and Applied Sciences, **28D** (1), 67-85 (2009).
58. R. P. Feynman, *The Feynman Lectures on Gravitation* (Addison-Wesley, New York, 1995).
59. C. Y. Lo, *Phys. Essays* **12** (3): 508-526 (September, 1999).
60. C. Y. Lo, Proc. IX International Sci. Conf. on '**Space, Time, Gravitation,'** Saint-Petersburg, August 7-11, 2006.
61. C. Y. Lo, **Math., Physics and Philo. in the Interpretations of Relativity Theory II, Budapest, 4-6 Sept. 2009c.**
62. R. Penrose, Rev. Mod. Phys. 37 (1), 215-220 (1965).
63. C. Y. Lo, Phys. Essays **24** (1), 20-27 (2011).
64. G. 't Hooft, "**Strange Misconceptions of General Relativity**", (there are other problems beyond those addressed in reference [63] therein) http://www.phys.uu.nl/~thooft/gravitating_misconceptions.html (2011)
65. C. Y. Lo, Bulletin of Pure and Applied Sciences, **29D** (1), 1-23 (2010).
66. A. Gullstrand, Ark. Mat. Astr. Fys. 16, No. 8 (1921); ibid, Ark. Mat. Astr. Fys. 17, No. 3 (1922).
67. Edmund Bertschinger, *Cosmological Dynamics,* Department of Physics MIT, Cambridge, MA 02139, USA.
68. C. Y. Lo, Astrophys. J. **477,** 700-704 (March 10, 1997).
69. J. E. Hogarth, 1953 Ph. D. Thesis, Dept. of Math., Royal Holloway College, Univ. of London, p. 6.
70. Volker Perlick, Zentralbl. f. Math. (827) (1996) 323, entry Nr. 53055.
71. Volker Perlick (republished with an editorial note), Gen. Relat. Grav. 32 (2000).
72. C. Y. Lo, Phys. Essays **13** (1), 109-120 (March 2000).
73. C. Y. Lo, The Mass-Charge Repulsive Force and Space-Probes Pioneer Anomaly, **Physical Interpretations of the Theory of Relativity Conference,** Bauman Moscow State Technical University, 6 – 9 July 2009.
74. C. Y. Lo, NASA's Space-Probes Pioneer Anomaly and the Mass-Charge Repulsive Force, **17th Annual Natural Philosophy Alliance Conference**, California State University, Long Beach, California June 23-26, 2010.
75. C. Y. Lo, Bulletin of Pure and Applied Sciences, **26D** (1), 29 - 42 (2007).
76. C. Y. Lo & C. Wong, Bulletin of Pure and Applied Sciences, **25D** (2), 109-117 (2006).
77. D. Yu. Tsipenyuk, V. A. Andreev, Physical Interpretations of the Theory of Relativity Conference, Bauman Moscow State Technical University, 4 – 7 July 2005. e-mail：andrvlad@yandex.ru.
78. *Einstein's Miraculous Year*, edited by John Stachel (Princeton University Press, Princeton 1998).
79. C. Y. Lo, "Could Galileo Be Wrong?", Phys. Essays, **24** (4), 477-482 (2011).
80. C. Y. Lo, Bulletin of Pure and Applied Sciences, **27D** (2), 149-170 (2008).
81. C. Y. Lo, Astrophys. Space Sci., **306**: 205-215 (2006).
82. C. Y. Lo, Gravitation, Physics, and Technology, Physics Essays, **25** (4), 553-560 (Dec. 2012).
83. C. Y. Lo, Completing Einstein's Proof of $E = mc^2$, Progress in Phys., Vol. 4, 14-18 (2006).
84. C. Y. Lo, Bulletin of Pure and Applied Sciences, **25D** (1), 41- 47 (2006).
85. C. Y. Lo, Phys. Essays, **25** (1), 49-56 (2012).
86. Press Release on The Shaw Prize in Mathematical Sciences (Shaw Prize Foundation, Hong Kong, June 7, 2011).
87. K.-Y. Chung, S.-w. Chiow, S. Herrmann, Steven Chu, and H. Müller, Atom interferometry tests of local Lorentz invariance in gravity and electrodynamics, Phys. Rev. D **80**, 016002 (July 2009).
88. C. Y. Lo, Progress in Phys., Vol. 1, 10-13 (Jan., 2006).
89. N. Straumann, *General Relativity and Relativistic Astrophysics* (Springer, New York, 1984).
90. C. Y. Lo, Phys. Essays, **15** (3), 303-321 (September, 2002).
91. K. S. Thorne, 'Gravitational radiation' *300 Years of Gravitation* (Cambridge University Press, 1987), p. 330-446.
92. C. Y. Lo, Bulletin of Pure and Applied Sciences, **28D** (2), 1-17 (2009).
93. A. Einstein, L. Infeld, & B. Hoffmann, *Annals of Math*. **39** (1): 65-100 (1938).
94. T. Damour, 'The problem of motion …' *300 Years of Gravitation*, edited by Hawking & Israel (Cambridge University Press, 1987), p. 128-192.
95. C. Y. Lo, David P. Chan, Richard C. Y. Hui, Phys. Essays **15** (1), 77-86 (March 2002).
96. Friedrich W. Hehl, Co-Editor, Annalen der Physik, believes an approximate dynamic solution can always be obtained by perturbation, and failed in understanding the related mathematics at undergraduate level [11] (Dec. 2010).
97. C. N. Yang, *Selected Papers on the Development of Science* (Global Publishing Co., River Edge, NJ, USA, 1994).
98. Eric J. Weinberg, Y. Hu, and M. Turner, Phys. Rev. D49, 3830 (1994).
99. C. Y. Lo, On Contributions of S. T. Yau in Mathematics and Physics Related to General Relativity, GJSFR Volume 13-A Issue 4 Version 1.0 (August 2013).

© 2013 Global Journals Inc. (US)

Global Journal of Science Frontier Research
Physics and Space Science
Volume 13 Issue 7 Version 1.0 Year 2013
Type : Double Blind Peer Reviewed International Research Journal
Publisher: Global Journals Inc. (USA)
Online ISSN: 2249-4626 & Print ISSN: 0975-5896

Effect of Power Law Temperature Variation on a Vertical Conical Annular Porous Medium

By Dr. D. Prabhakar & Dr. G. Prabhakararao
Government Degree College, India

Abstract- In this chapter, we concentrate on the study of heat transfer by natural convection in a saturated porous medium with a power law temperature variation on a vertical conical annular porous medium". In this study Finite Element Method (FEM) has been used to solve the governing partial differential equations. There have been considerable interest in studying natural or buoyancy – induced flows in fluid saturated porous media adjacent to surfaces in recent years. This interest stems from numerous possible industrial and technological applications. Example of some applications include geothermal reservoirs, drying of porous solids, heat exchanger design, petroleum production, filtration, chemical catalytic reactor, nuclear waste repositories, and geophysical flows. The prediction and knowledge of heat transfer rate and temperature distribution from a heated horizontal surface to surrounding ground water in a subsurface environment has important applications in the assessment of geothermal resources and the design of a geothermal power plant.

Keywords: *nusselt number ($\overline{Nu}$), rayleigh number (Ra), cone angle (C_A), radius ratio (R_r) and power law exponent (λ).*

GJSFR-A Classification : *FOR Code: 090607*

EFFECT OF POWER LAW TEMPERATURE VARIATION ON A VERTICAL CONICAL ANNULAR POROUS MEDIUM

Strictly as per the compliance and regulations of :

© 2013. Dr. D. Prabhakar & Dr. G. Prabhakararao. This is a research/review paper, distributed under the terms of the Creative Commons Attribution-Noncommercial 3.0 Unported License http://creativecommons.org/licenses/by-nc/3.0/), permitting all non commercial use, distribution, and reproduction in any medium, provided the original work is properly cited.

Effect of Power Law Temperature Variation on a Vertical Conical Annular Porous Medium

Dr. D. Prabhakar [α] & Dr. G. Prabhakararao [σ]

Abstract - In this chapter, we concentrate on the study of heat transfer by natural convection in a saturated porous medium with a power law temperature variation on a vertical conical annular porous medium". In this study Finite Element Method (FEM) has been used to solve the governing partial differential equations. There have been considerable interest in studying natural or buoyancy – induced flows in fluid saturated porous media adjacent to surfaces in recent years. This interest stems from numerous possible industrial and technological applications. Example of some applications include geothermal reservoirs, drying of porous solids, heat exchanger design, petroleum production, filtration, chemical catalytic reactor, nuclear waste repositories, and geophysical flows. The prediction and knowledge of heat transfer rate and temperature distribution from a heated horizontal surface to surrounding ground water in a subsurface environment has important applications in the assessment of geothermal resources and the design of a geothermal power plant.

Keywords: nusselt number ($\bar{N}u$), rayleigh number (Ra), cone angle (C_A), radius ratio (R_r) and power law exponent (λ).

I. Introduction

There have been considerable interest in studying natural or buoyancy – induced flows in fluid saturated porous media adjacent to surfaces in recent years. This interest stems from numerous possible industrial and technological applications. Example of some applications include geothermal reservoirs, drying of porous solids, heat exchanger design, petroleum production, filtration, chemical catalytic reactor, nuclear waste repositories, and geophysical flows. The prediction and knowledge of heat transfer rate and temperature distribution from a heated horizontal surface to surrounding ground water in a subsurface environment has important applications in the assessment of geothermal resources and the design of a geothermal power plant. Ali J. Chamaka [1] have studied, laminar buoyancy – induced flow of a power – law fluid over a semi-infinite horizontal surface embedded in a uniform porous medium. Cheng and Chang [2] have used a similarity transformation in solving free convection flow from a horizontal surfaces in porous media while Nakayama and Koyama [3] have employed the Karman – Pohihavsen approximate integral method. Chamkha [4] have considered free convection from a cone and a wedge in porous media.

Inspite of the frequent occurrence of industrial applications using power-law fluids such as fossil fuels, molten plastics, polymer solutions, dyes, varnishes, suspensions, paints, and multi-grade oil, there have been little work done on power – law flows in porous media. Some of this work can be found in the papers by Chen and Chen [5,6] have obtained solutions for free convection power-law fluid flows over a vertical plate, horizontal circular cylinder, and a sphere embedded in a porous medium. Nakayama and Koyama [7] have generalized the work of Chen and Chen [5,6] to non-isothermal bodies of arbitrary shape. Chamkha [8,9] have considered steady and transient power-law fluid flow in a porous medium channel. Metha and Rao [10] have studied buoyancy-induced flow of power-law fluids over a nonisothermal horizontal plate embedded in a porous medium using a similarity transformation.

Hering and Grosh [11] examined the laminar natural convection flow over a non-isothermal cone. Cheng et al [12] studied the heat transfer of a Darcian fluid by natural convection over a cone. Gorla et al [13] studied the free convection of powerlaw fluid over the vertical frustum of a cone.

Natural convection about an impermeable vertical flat plate, horizontal plate, vertical cylinder, and vertical cone is studied by Cheng and Minkowycz [14], and Minkowycz and Cheng [15] respectively. studies of uniform surface mass transfer effect have been presented by Minkowycz and Cheng [16] for a vertical flat plate, Minkowycz et al. [17] for horizontal plate, Huang and Chen [18] for vertical Cylinder and Yih [19] for a vertical cone. Previous researches [14-19], however, have been only concentrated upon the power-law fluid. A number of industrially important fluids, including fossil fuels which can have saturated underground beds, display the behavior of power-law fluids, exhibit a non-linear relationship between shear strain rate and shear stress.

In this chapter, we concentrate on the study of heat transfer by natural convection in a saturated porous medium with a power law temperature variation on a vertical conical annular porous medium". In this study Finite Element Method (FEM) has been used to solve the governing partial differential equations. Results are presented interms of average Nusselt number ($\bar{N}u$),

Author α : Sub Inspector of Police Department of fire Office, Yemmiganuru, Kurnool –District Andhra Pradesh, India.
e-mail: dprabhakar1234@gmail.com
Author σ : Lecturer in Mathematics Department of Mathematics, S.V.G.M. Government Degree College, Kalyandurg, Anantapur-District, Andhra Pradesh, India. e-mail: nari.prabhu@gmail.com

© 2013 Global Journals Inc. (US)

streamlines and isothermal lines for various values of Rayleigh number (Ra), Cone angle (CA), Radius ratio (Rr) and power law exponent (l).

II. Mathematical Formulation

A vertical annular cone of inner radius ri and outer radius r0 as depicted by schematic diagram as shown in figure (A) is considered to investigate the heat transfer behavior. The co-ordinate system is chosen such that the r-axis points towards the width and z-axis towards the height of the cone respectively. Because of the annular nature, two important parameters emerge which are Cone angle (C_A) and Radius ratio (R_r) of the annulus. They are defined as

$$C_A = \frac{H_t}{r_0 - r_i}, \qquad R_r = \frac{r_0 - r_i}{r_i}$$

where H_t is the height of the cone.

The inner surface of the cone is assumed to be power law functions and it varies in the vertical direction along the height of the inner wall of the vertical annular cone $T_h = T_\infty + B(z)\lambda$ and the outer surface at an ambient temperature T_∞ respectively. Where λ and B are the constants responsible for temperature variations along the length of the vertical annular cone.

We assume that the flow inside the porous medium is assumed to obey Darcy law and there is no phase change of fluid. The porous medium is saturated with fluid, the convective fluid and the porous medium are every where in local thermal equilibrium in the domain. The properties of the fluid and of the porous medium are homogeneous, isotropic constant except variation of fluid density with temperature. Under these assumptions the equations governing the flow, heat transfer are given by Continuity Equation:

$$\frac{\partial(ru)}{\partial r} + \frac{\partial(rw)}{\partial z} = 0 \qquad (4.2.1)$$

The velocity in r and z directions can be described by Darcy law as

Velocity in horizontal direction

$$u = \frac{-K}{\mu}\frac{\partial p}{\partial r} \qquad (4.2.2)$$

velocity in vertical direction

$$w = \frac{-K}{\mu}\left(\frac{\partial p}{\partial z} + \rho g\right) \qquad (4.2.3)$$

the permeability K of porous medium can be expressed as Bejan [27]

$$K = \frac{D_p^2 \phi^3}{180(1-\phi)^2} \qquad (4.2.4)$$

The variation of density with respect to temperature can be described by Boussinesq approximation as

$$\rho = \rho_\infty [\, 1 - \beta_T (T - T_\infty) \qquad (4.2.5)$$

Momentum Equation :

$$\frac{\partial w}{\partial r} - \frac{\partial u}{\partial z} = \frac{gK\beta}{\nu}\frac{\partial T}{\partial r} \qquad (4.2.6)$$

Every equation:

$$u\frac{\partial T}{\partial r} + w\frac{\partial T}{\partial z} = \alpha\left(\frac{1}{r}\frac{\partial}{\partial r}\left(r\frac{\partial T}{\partial r}\right) + \frac{\partial^2 T}{\partial z^2}\right) \qquad (4.2.7)$$

The continuity equation (4.2.1) can be satisfied by introducing the stream function ψ as

$$u = -\frac{1}{r}\frac{\partial \psi}{\partial z} \qquad (4.2.8)$$

$$w = -\frac{\partial \psi}{r\,\partial r} \qquad (4.2.9)$$

The corresponding dimensional boundary conditions are

$$\text{at} \quad r = r_i, \quad T_w = T_\infty \qquad (4.2.10a)$$

$$r = r_0, \quad T = T_\infty, \quad u = 0 \qquad (4.2.10b)$$

The new parameters arising due to cylindrical co-ordinates system are

Non-dimensional Radius $\bar{r} = \frac{r}{L}$ (4.2.11a)

Non-dimensional Height $\bar{z} = \frac{z}{L}$ (4.2.11b)

© 2013 Global Journals Inc. (US)

Non-dimensional stream function $$\bar{\psi} = \frac{\psi}{\alpha L} \quad (4.2.11c)$$

Non- dimensional Temperature $$\bar{T} = \frac{(T - T_\infty)}{(T_w - T_\infty)} \quad (4.2.11d)$$

Rayleigh number $$Ra = \frac{g\beta_T \Delta TKL}{\nu\alpha} \quad (4.2.11e)$$

The non-dimensional equations for the heat transfer in vertical cone are

Momentum equation: $$\frac{\partial^2 \bar{\psi}}{\partial \bar{z}^2} + \bar{r}\left(\frac{1}{r}\frac{\partial \bar{\psi}}{\partial \bar{r}}\right) = \bar{r}Ra\frac{\partial \bar{T}}{\partial \bar{r}} \quad (4.2.12)$$

Energy equation : $$\frac{1}{\bar{r}}\left[\frac{\partial \bar{\psi}}{\partial \bar{r}}\frac{\partial \bar{T}}{\partial \bar{z}} - \frac{\partial \bar{\psi}}{\partial \bar{z}}\frac{\partial \bar{T}}{\partial \bar{r}}\right] = \left(\frac{1}{\bar{r}}\frac{\partial}{\partial \bar{r}}\left(\bar{r}\frac{\partial \bar{T}}{\partial \bar{r}}\right) + \frac{\partial^2 \bar{T}}{\partial \bar{z}^2}\right) \quad (4.2.13)$$

III. Solution of the Governing Equations

Applying Galerkin method to momentum equation (4.2.12) yields:

$$\{R^e\} = -\int_V N^T\left(\frac{\partial^2 \bar{\psi}}{\partial \bar{z}^2} + \bar{r}\frac{\partial}{\partial \bar{r}}\left(\frac{1}{\bar{r}}\frac{\partial \bar{\psi}}{\partial \bar{r}}\right) - \bar{r}Ra\frac{\partial \bar{T}}{\partial \bar{r}}\right)d\nu \quad (4.3.1)$$

$$\{R^e\} = -\int_A N^T\left(\frac{\partial^2 \bar{\psi}}{\partial \bar{z}^2} + \bar{r}\frac{\partial}{\partial \bar{r}}\left(\frac{1}{\bar{r}}\frac{\partial \bar{\psi}}{\partial \bar{r}}\right) - \bar{r}Ra\frac{\partial \bar{T}}{\partial \bar{r}}\right)2\Pi\bar{r}dA \quad (4.3.2)$$

Where R^e is the residue. Considering individual terms of equation (4.3.2)
The differentiation of following term results into

$$\frac{\partial}{\partial \bar{r}}\left[[N^T]\frac{\partial \bar{\psi}}{\partial \bar{r}}\right] = [N^T]\frac{\partial^2 \bar{\psi}}{\partial \bar{r}^2} + \frac{\partial [N]^T}{\partial \bar{r}}\frac{\partial \bar{\psi}}{\partial \bar{r}} \quad (4.3.3)$$

Thus

$$\int_A N^T\frac{\partial^2 \bar{\psi}}{\partial \bar{r}^2}dA = \int_A \frac{\partial}{\partial \bar{r}}\left([N^T]\frac{\partial^2 \bar{\psi}}{\partial \bar{r}^2}\right)2\Pi\bar{r}dA - \int_A \frac{\partial [N]^T}{\partial \bar{r}}\frac{\partial \bar{\psi}}{\partial \bar{r}} \quad (4.3.4)$$

The first term on right hand side of equation (4.3.4) can be transformed into surface integral by the application of Greens theorem and leads to inter-element requirement at boundaries of an element. The boundary conditions are incorporated in the force vector.

Let us consider that the variable to be determined in the triangular area as "T". The polynomial function for "T" can be expressed as

$$T = \alpha_1 + \alpha_2 r + \alpha_3 \quad (4.3.5)$$

The variable T has the value T_i, T_j & T_k at the nodal position i, j and k of the element. The r and z co-ordinates at these points are r_i, r_j, r_k and z_i, z_j, z_k respectively.

Since $$T = N_i T_i + N_j T_j + N_k T_k \quad (4.3.6)$$

Where N_i, N_j & N_k are shape functions given by

$$N_m = \frac{a_m + b_m r + c_m z}{2A} \quad (4.3.7)$$

© 2013 Global Journals Inc. (US)

Making use of (4.3.7) gives

$$\int_A N^T \frac{\partial^2 \overline{T}}{\partial \overline{z}^2} 2\Pi \overline{r} dA = -\int_A \frac{\partial N^T}{\partial \overline{r}} \frac{\partial N}{\partial \overline{r}} \begin{Bmatrix} \overline{\psi}_1 \\ \overline{\psi}_2 \\ \overline{\psi}_3 \end{Bmatrix} dA \tag{4.3.8}$$

Substitution of (4.3.7) into (4.3.8) gives:

$$= \frac{-1}{(2A)^2} \int_A \begin{bmatrix} b_1 \\ b_2 \\ b_3 \end{bmatrix} [b_1 b_2 b_3] \begin{Bmatrix} \overline{\psi}_1 \\ \overline{\psi}_2 \\ \overline{\psi}_3 \end{Bmatrix} 2\Pi \overline{r} dA$$

$$= -\frac{2\Pi \overline{R}}{4A} \begin{bmatrix} b_1^2 & b_1 b_2 & b_1 b_3 \\ b_1 b_2 & b_2^2 & b_2 b_3 \\ b_1 b_3 & b_2 b_3 & b_3^2 \end{bmatrix} \begin{Bmatrix} \overline{\psi}_1 \\ \overline{\psi}_2 \\ \overline{\psi}_3 \end{Bmatrix} \tag{4.3.9}$$

Similarly

$$\int_A N^T \frac{\partial^2 \overline{\psi}}{\partial \overline{z}^2} 2\Pi \overline{r} dA = -\frac{2\Pi \overline{R}}{4A} \begin{bmatrix} c_1^2 & c_1 c_2 & c_1 c_3 \\ c_1 c_2 & c_2^2 & c_2 c_3 \\ c_1 c_3 & c_2 c_3 & c_3^2 \end{bmatrix} \begin{Bmatrix} \overline{\psi}_1 \\ \overline{\psi}_2 \\ \overline{\psi}_3 \end{Bmatrix} \tag{4.3.10}$$

The third term of equation (4.3.2) us

$$\int_A N^T \overline{r} Ra \frac{\partial \overline{T}}{\partial \overline{r}} 2\Pi \overline{r} dA = Ra \int_A N^T \overline{r} \frac{\partial \overline{T}}{\partial \overline{r}} 2\Pi \overline{r} dA \tag{4.3.11}$$

Since $\qquad M_1 = N_1, \qquad M_2 = N_2, \qquad M_2 = N_3$

Where M_1, M_2, and M_3 are the area ratios of the triangle and N_1, N_2 and N_3 are the shape functions. Replacing the shape functions in the above equation (4.3.11) gives

$$\int_A N^T \overline{r} Ra \frac{\partial \overline{T}}{\partial \overline{r}} 2\Pi \overline{r} dA = \overline{r} Ra \int_A \begin{bmatrix} M_1 \\ M_2 \\ M_3 \end{bmatrix} \frac{\partial [N]}{\partial \overline{r}} \begin{bmatrix} \overline{T}_1 \\ \overline{T}_2 \\ \overline{T}_3 \end{bmatrix} 2\Pi \overline{r} dA \tag{4.3.12}$$

$$= Ra \frac{A}{3} \begin{bmatrix} 1 \\ 1 \\ 1 \end{bmatrix} \frac{2\Pi \overline{R}^2}{2A} [b_1 + b_2 + b_3] \begin{bmatrix} \overline{T}_1 \\ \overline{T}_2 \\ \overline{T}_3 \end{bmatrix}$$

$$= \frac{2\Pi \overline{R}^2 Ra}{6} \begin{Bmatrix} b_1 \overline{T}_1 + b_2 \overline{T}_2 + b_3 \overline{T}_3 \\ b_1 \overline{T}_1 + b_2 \overline{T}_2 + b_3 \overline{T}_3 \\ b_1 \overline{T}_1 + b_2 \overline{T}_2 + b_3 \overline{T}_3 \end{Bmatrix} \tag{4.3.13}$$

Now Momentum equation leads to

$$\frac{2\Pi \overline{R}}{4A} \left\{ \begin{bmatrix} b^2 & b_1 b_2 & b_1 b_3 \\ b_1 b_2 & b_2^2 & b_2 b_3 \\ b_1 b_3 & b_2 b_3 & b_3^2 \end{bmatrix} + \begin{bmatrix} c_1^2 & c_1 c_2 & c_1 c_3 \\ c_1 c_2 & c_2^2 & c_2 c_3 \\ c_1 c_3 & c_2 c_3 & c_3^2 \end{bmatrix} \right\} \begin{Bmatrix} \overline{\psi}_1 \\ \overline{\psi}_2 \\ \overline{\psi}_3 \end{Bmatrix} + \frac{2\Pi \overline{R}^2 Ra}{6} \begin{Bmatrix} b_1 \overline{T}_1 + b_2 \overline{T}_2 + b_3 \overline{T}_3 \\ b_1 \overline{T}_1 + b_2 \overline{T}_2 + b_3 \overline{T}_3 \\ b_1 \overline{T}_1 + b_2 \overline{T}_2 + b_3 \overline{T}_3 \end{Bmatrix} = 0 \tag{4.3.14}$$

© 2013 Global Journals Inc. (US)

Which is in the form of the stiffness matrix

$$[K_s]\{\bar{\psi}\}=\{f\} \tag{4.3.15}$$

Similarly application of Galerking method to Energy equation gives

$$\{R^e\}=-\int_A N^T\left[\frac{1}{\bar{r}}\left(\frac{\partial\bar{\psi}}{\partial\bar{r}}\frac{\partial\bar{T}}{\partial\bar{z}}-\frac{\partial\bar{\psi}}{\partial\bar{z}}\frac{\partial\bar{T}}{\partial\bar{r}}\right)\right]-\left[\frac{1}{\bar{r}}\frac{\partial}{\partial\bar{r}}\left(\bar{r}\frac{\partial\bar{T}}{\partial\bar{r}}\right)+\frac{\partial^2\bar{T}}{\partial\bar{z}^2}\right]2\Pi\bar{r}dA \tag{4.3.16}$$

Considering the terms individually of the above equation (4.3.16)

$$\int_A [N]^T\frac{\partial\bar{\psi}}{\partial\bar{z}}\frac{\partial\bar{T}}{\partial\bar{r}}2\Pi dA=\int_A\begin{bmatrix}M_1\\M_2\\M_3\end{bmatrix}\frac{\partial[N]}{\partial\bar{z}}\{\bar{\psi}\}\frac{\partial[N]}{\partial\bar{r}}\{\bar{T}\}2\Pi\bar{r}dA \tag{4.3.17}$$

$$=\frac{2\Pi A}{3}\mathrm{X}\frac{1}{4\mathrm{A}^2}\left[c_1\bar{\psi}_1+c_2\bar{\psi}_2+c_3\bar{\psi}_3\right][b_1,b_2,b_3]\begin{Bmatrix}\bar{T}_1\\\bar{T}_2\\\bar{T}_3\end{Bmatrix}$$

$$=\frac{2\Pi}{12A}\begin{Bmatrix}c_1\bar{\psi}_1+c_2\bar{\psi}_2+c_3\bar{\psi}_3\\c_1\bar{\psi}_1+c_2\bar{\psi}_2+c_3\bar{\psi}_3\\c_1\bar{\psi}_1+c_2\bar{\psi}_2+c_3\bar{\psi}_3\end{Bmatrix}\ [b_1,b_2,b_3]\ \begin{Bmatrix}\bar{T}_1\\\bar{T}_2\\\bar{T}_3\end{Bmatrix} \tag{4.3.18}$$

Following the same above steps

$$\int_A [N]^T\frac{\partial\bar{\psi}}{\partial\bar{r}}\frac{\partial\bar{T}}{\partial\bar{z}}2\Pi dA=\int_A\begin{bmatrix}M_1\\M_2\\M_3\end{bmatrix}\frac{\partial[N]}{\partial\bar{r}}\{\bar{\psi}\}\frac{\partial[N]}{\partial\bar{z}}\{\bar{T}\}2\Pi dA \tag{4.3.19}$$

$$\int_A N^T\frac{\partial\bar{\psi}}{\partial\bar{r}}\frac{\partial\bar{T}}{\partial\bar{z}}2\Pi dA=\frac{2\Pi}{12A}\begin{Bmatrix}b_1\bar{\psi}_1+b_2\bar{\psi}_2+b_3\bar{\psi}_3\\b_1\bar{\psi}_1+b_2\bar{\psi}_2+b_3\bar{\psi}_3\\b_1\bar{\psi}_1+b_2\bar{\psi}_2+b_3\bar{\psi}_3\end{Bmatrix}[c_1,c_2,c_3]\begin{Bmatrix}\bar{T}_1\\\bar{T}_2\\\bar{T}_3\end{Bmatrix} \tag{4.3.20}$$

The remaining terms of Energy equation can be evaluated in similar fashion of equation (4.3.16)

$$\int_A N^T\frac{1}{\bar{r}}\frac{\partial}{\partial\bar{r}}\left(\bar{r}\frac{\partial\bar{T}}{\partial\bar{r}}\right)2\Pi\bar{r}dA=-\frac{2\Pi\bar{R}}{4A}\begin{bmatrix}b_1^2&b_1b_2&b_1b_3\\b_1b_2&b_2^2&b_2b_3\\b_1b_3&b_2b_3&b_3^3\end{bmatrix}\begin{Bmatrix}\bar{T}_1\\\bar{T}_2\\\bar{T}_3\end{Bmatrix} \tag{4.3.21}$$

$$\int_A N^T\frac{\partial^2\bar{T}}{\partial\bar{z}^2}2\Pi\bar{r}dA=-\frac{2\Pi\bar{R}}{4A}\begin{bmatrix}c_1^2&c_1c_2&c_1c_3\\c_1c_2&c_2^2&c_2c_3\\c_1c_3&c_2c_3&c_3^2\end{bmatrix}\begin{Bmatrix}\bar{T}_1\\\bar{T}_2\\\bar{T}_3\end{Bmatrix} \tag{4.3.22}$$

© 2013 Global Journals Inc. (US)

Thus the stiffness matrix of Energy equation is given by

$$\left[\frac{2\Pi}{12A}\begin{Bmatrix} c_1\overline{\psi}_1+c_2\overline{\psi}_2+c_3\overline{\psi}_3 \\ c_1\overline{\psi}_1+c_2\overline{\psi}_2+c_3\overline{\psi}_3 \\ c_1\overline{\psi}_1+c_2\overline{\psi}_2+c_3\overline{\psi}_3 \end{Bmatrix}[b_1,b_2,b_3]-\frac{2\Pi}{12A}\begin{Bmatrix} b_1\overline{\psi}_1+b_2\overline{\psi}_2+b_3\overline{\psi}_3 \\ b_1\overline{\psi}_1+b_2\overline{\psi}_2+b_3\overline{\psi}_3 \\ b_1\overline{\psi}_1+b_2\overline{\psi}_2+b_3\overline{\psi}_3 \end{Bmatrix}[c_1,c_2,c_3]\right]\begin{Bmatrix} \overline{T}_1 \\ \overline{T}_2 \\ \overline{T}_3 \end{Bmatrix}$$

$$+\frac{2\Pi\overline{R}}{4A}\left\{\begin{bmatrix} b_1^2 & b_1b_2 & b_1b_2 \\ b_1b_2 & b_2^2 & b_2b_3 \\ b_1b_3 & b_2b_3 & b_3^3 \end{bmatrix}\begin{bmatrix} \overline{T}_1 \\ \overline{T}_2 \\ \overline{T}_3 \end{bmatrix}+\begin{bmatrix} c_1^2 & c_1c_2 & c_1c_3 \\ c_1c_2 & c_2^2 & c_2c_3 \\ c_1c_2 & c_2c_3 & c_3^2 \end{bmatrix}\begin{Bmatrix} \overline{T}_1 \\ \overline{T}_2 \\ \overline{T}_3 \end{Bmatrix}\right\}=0 \qquad (4.3.23)$$

IV. Results and Discussion

Results are obtained in terms of the average Nusselt number ($\overline{Nu}$) at hot wall for various parameters such as Rayleigh number (Ra), Radius ratio (R_r) Cone angle (C_A) and Power law exponent (λ) when heat supplied to the vertical annular cone.

The average Nusselt number ($\overline{Nu}$), is given by

$$\overline{Nu}=\int_0^{\overline{z}}\left(\frac{\partial\overline{T}}{\partial\overline{r}}\right)$$

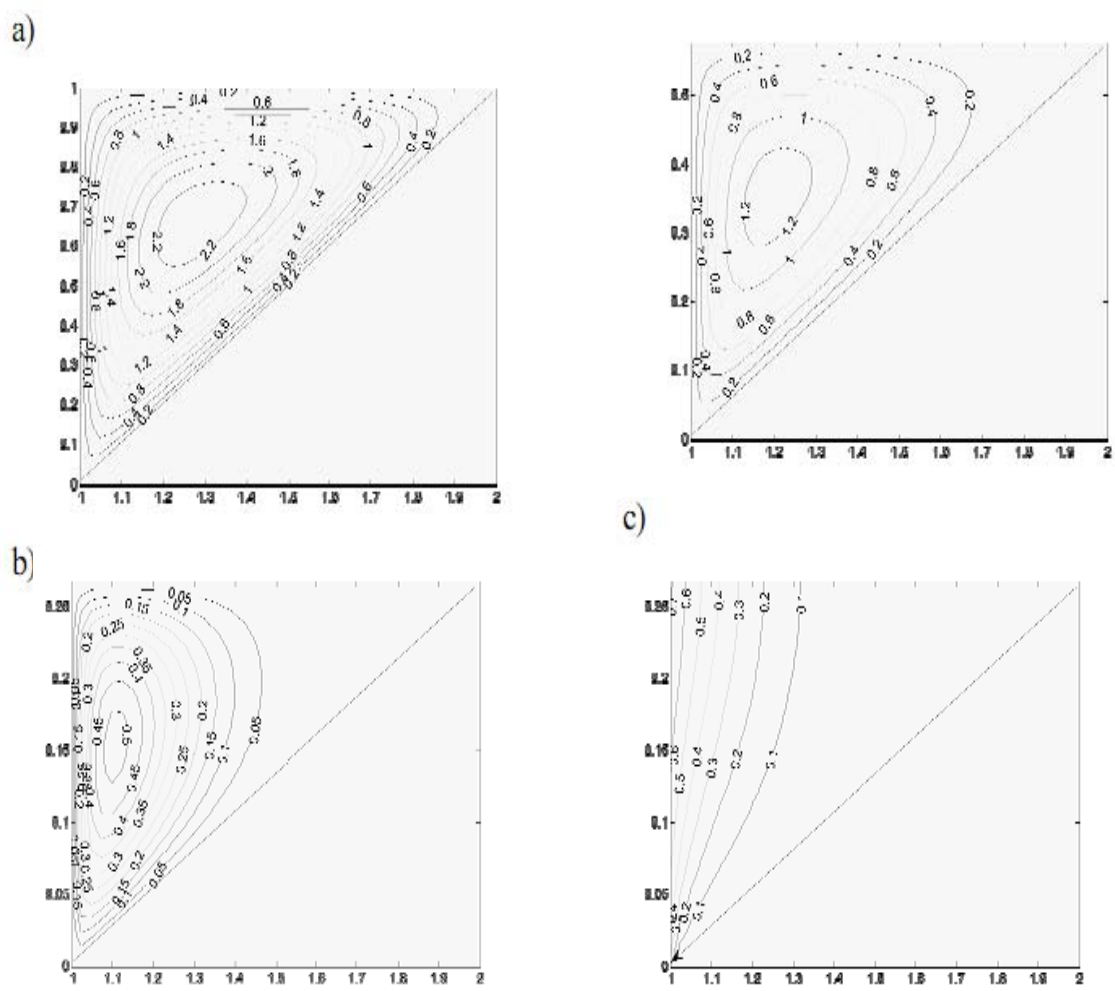

Figure 4.4.1 : Streamlines(left) and Isotherms(Right) for Ra=50, R_r=1, λ=0.25
a) C_A =45 b) C_A =60 c) C_A =75

© 2013 Global Journals Inc. (US)

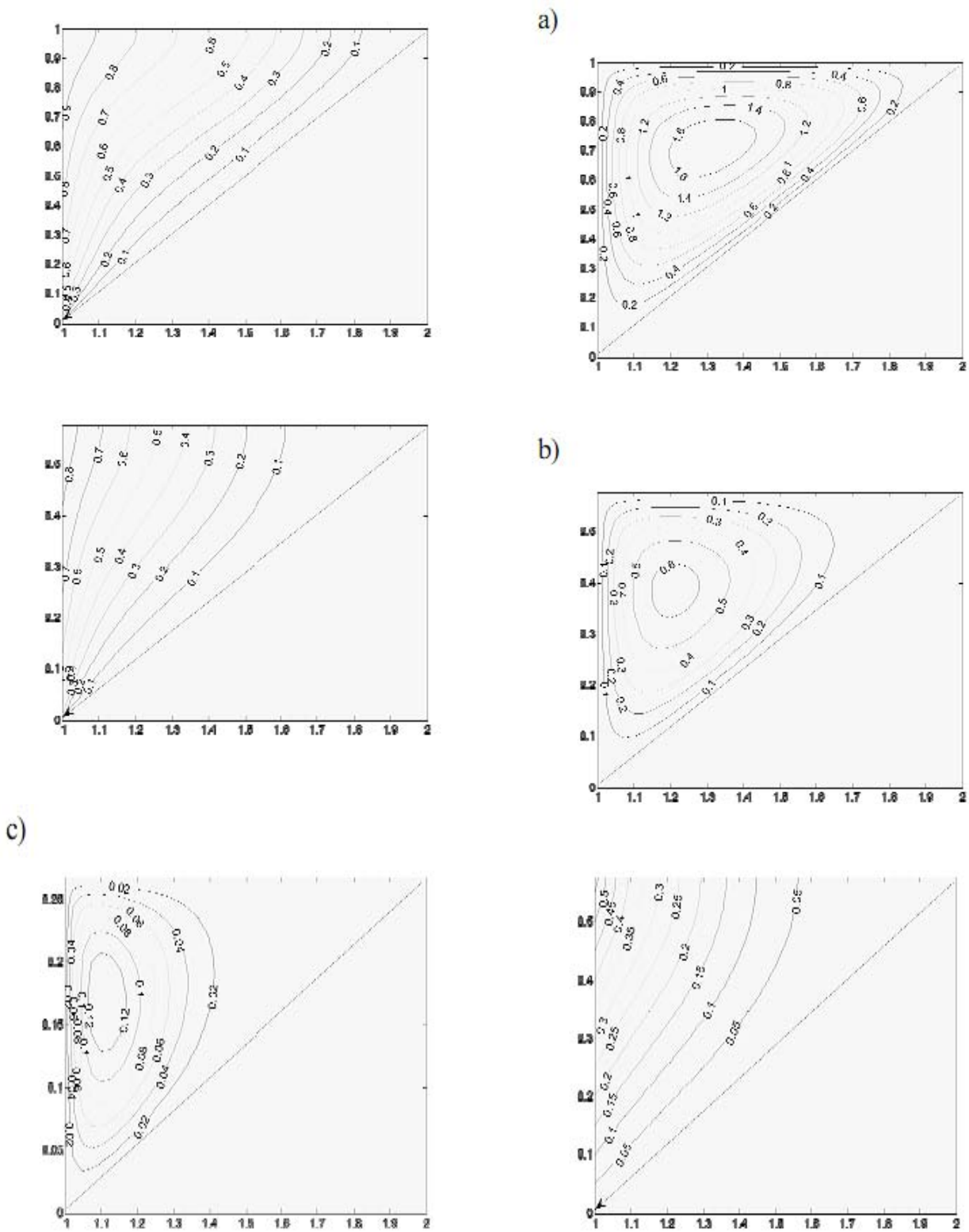

Figure 4.4.2 : Streamlines(left) and Isotherms(Right) for Ra=50, R_r=1, λ=1
a) C_A =45 b) C_A =60 c) C_A =75

© 2013 Global Journals Inc. (US)

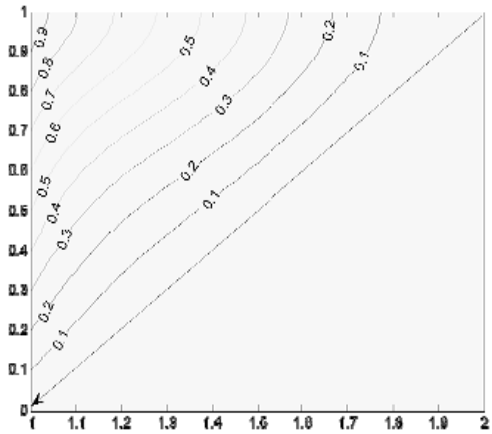

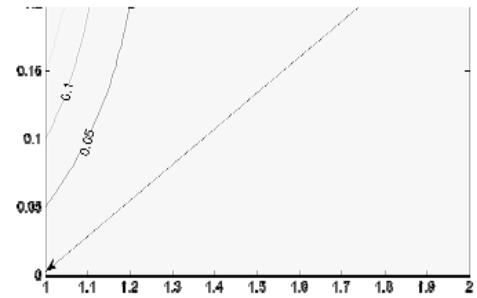

Fig (4.4.1) shows the streamlines and isothermal lines distribution inside the porous medium of the vertical annular cone for various values of Cone angle (C_A) at Ra = 50, R_r = 1, λ= 0.25. The streamlines and isothermal lines move away from the cold wall and reach nearer to hot wall as Cone angle (C_A) increases. It can be seen that the thermal boundary layer thickness decreases as cone angle (C_A) increases. It is obvious from the Fig (4.4.1) that the heat transfer rate is higher at the centre portion of the annular cone at higher values of Cone angle (C_A), which is indicated by crowding of isothermal lines in the vicinity of centre portion of hot wall as shown in figure.

Fig (4.4.2) depicts the streamlines and isothermal lines inside porous medium for various values of Cone angle (C_A) at Ra = 50, Rr = 1 and λ= 1 when compared with Fig (4.4.1) by Fig (4.4.2) formation of streamlines and isothermal lines decreases the occupation of the domain for the increased values of Cone angle (C_A). This is due to reason that the increase of Power law index (λ= 1).

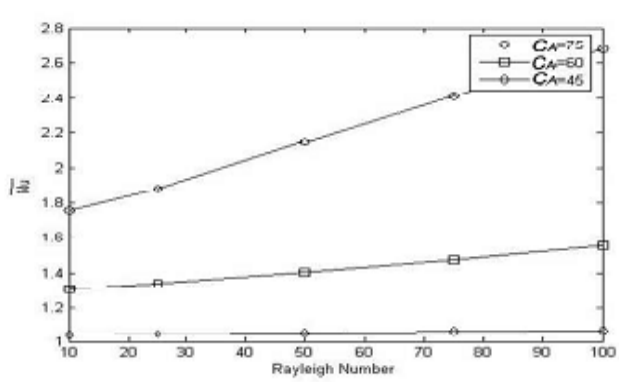

Fig.4.4.3: Nu variations with Ra at hot surface for different values of C_A at R_r=1, λ =1 Fig (4.4.3) illustrates the variation of average Nusselt number ($\bar{N}u$) at hot wall, with respect to Rayleigh number (Ra) of the vertical annular cone for various values of Cone angle (C_A) at R_r = 1, λ = 1. It is found that the average Nusselt number ($\bar{N}u$) increases with increase in Rayleigh number (Ra). It can be seen that the average Nusselt number ($\bar{N}u$) increases with increase in Cone angle (C_A). For a given Rayleigh number (Ra), the difference between two different values of Cone angle (C_A) increase with increase in Cone angle (C_A). For instance, the average Nusselt number ($\bar{N}u$) increases by 25%, when Cone angle (C_A) is increased from 45 to 60 at Ra = 10. However the average Nusselt number ($\bar{N}u$) increased by 45%. When Cone angle (C_A) is increased 45 to 60 at Ra = 100. This difference becomes more prominent as the Rayleigh number (Ra) increase.

© 2013 Global Journals Inc. (US)

a)

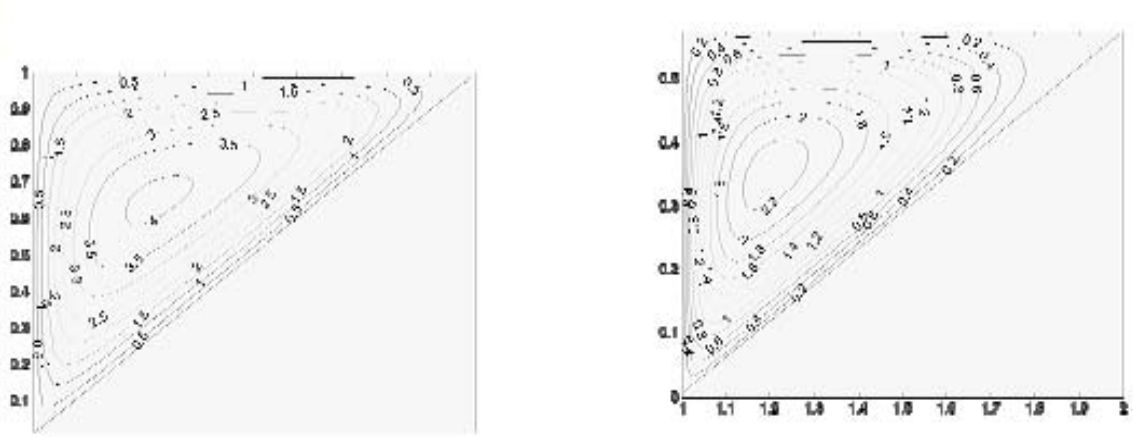

Figure 4.4.4 : Streamlines(left) and Isotherms(Right) for Ra=100, R_r=1, λ=0.25
a) C_A =45 b) C_A =60 c) C_A =75

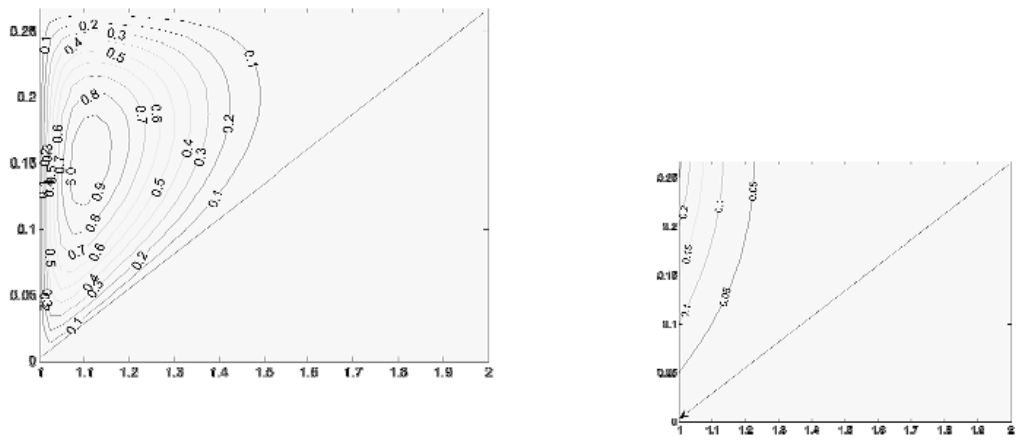

Figure 4.4.5 : Streamlines(left) and Isotherms Isotherms (Right) for Ra=100, R_r=1, λ =1
a) C_A =45 b) C_A =60 c) C_A =75

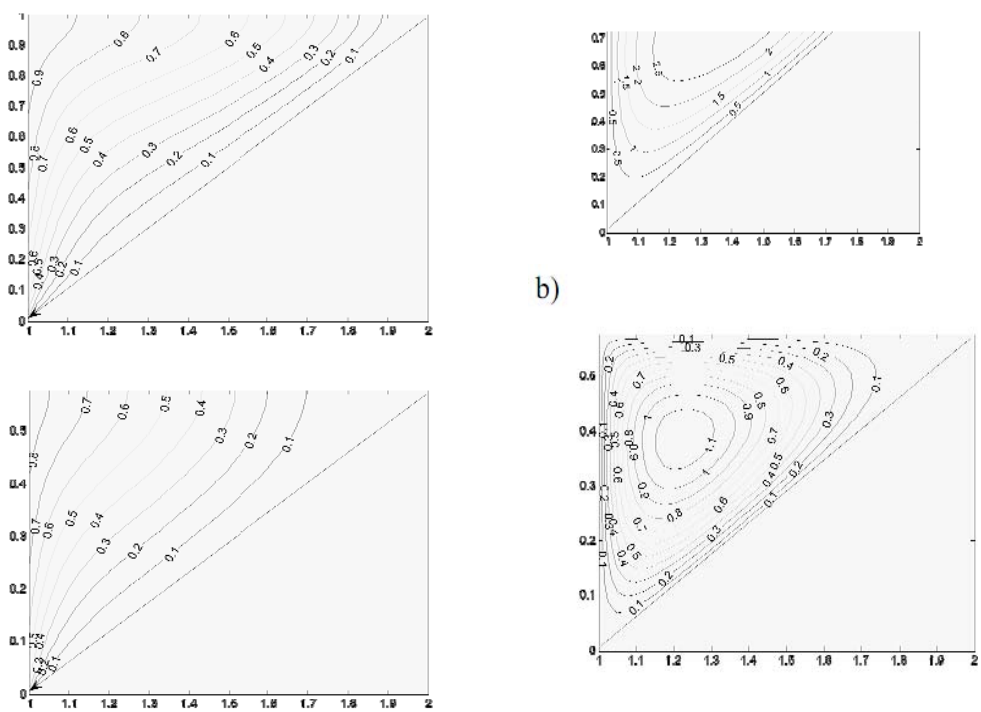

b)

© 2013 Global Journals Inc. (US)

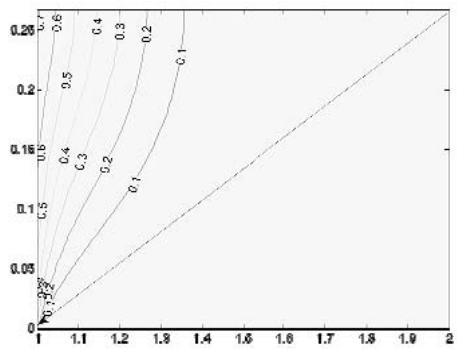

c)

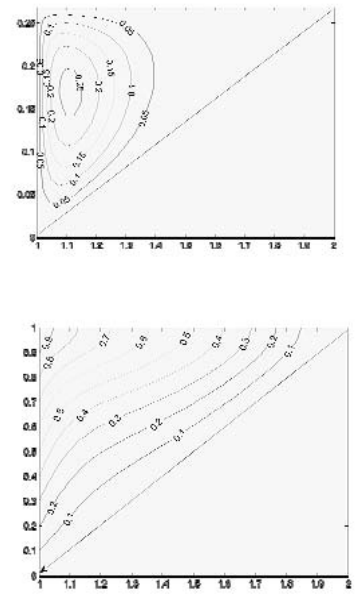

Fig (4.4.4) illustrates the streamlines and isothermal lines distribution inside the porous medium for various values of Cone angle (C_A) at Ra = 100, R_r = 1 and λ = 0.25. The boundary layer thickness moves from colar wall to Hot wall in the occupation of the domain by stream and isothermal lines decreases for the increased values of Cone angles (C_A = 45 , 60, 75), i.e. boundary layer thickness reduces with increase in Cone angle (C_A).

Fig (4.4.5) shows the streamlines and isothermal lines inside the porous medium for various values of Cone angle (C_A) at Ra= 100, R_r = 1 and λ =1. When compared with the Fig (4.4.2) by Fig (4.4.5) the formation of the fluid by the stream and isothermal lines decreased and occupies the domain by stream and isothermal lines decreased. This is due to the increased values of power law index (λ = 1)

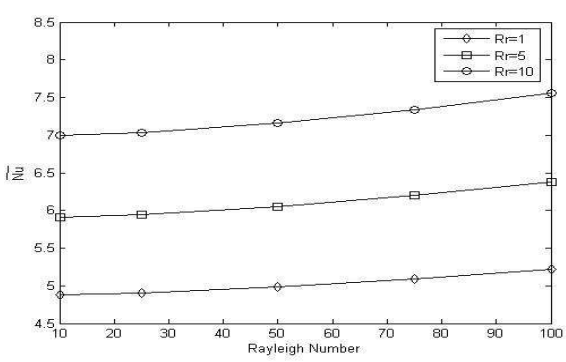

Figure 4.4.6 : $\bar{Nu}$ variations with Ra at hot surface for different values of R_r at C_A=75, λ=0.25

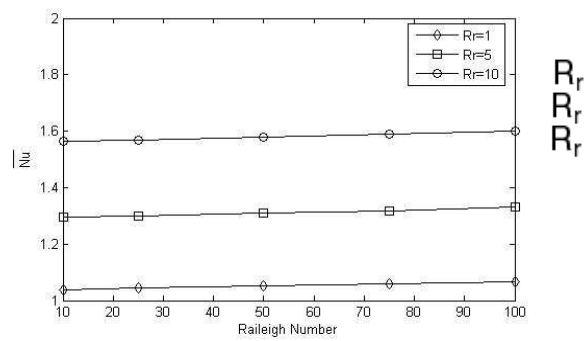

Figure 4.4.7 : $\bar{Nu}$ variations with Ra at hot surface for different values of R_r at C_A=75, λ=1

Fig (4.4.6) illustrates the variation of average Nusselt number ($\bar{Nu}$) at hot wall, with respect to Rayleigh number (Ra) of vertical annular cone for various values of Radius ratio (R_r) at C_A = 75, λ = 0.25. It is found that the average Nusselt number ($\bar{Nu}$) increases with increase in Rayleigh number (Ra). It can be seen that the average Nusselt number ($\bar{Nu}$) increases with increase in Radius ratio (R_r). For a given Rayleigh number (Ra), the difference between the average Radius ratio (R_r) at two different values of Radius ratio (R_r). For instance, the average Nusselt number ($\bar{Nu}$) increased by 22% when Radius ratio (R_r) is increased from 1 to 5, at Ra = 10. However the average Nusselt number ($\bar{Nu}$) increased by 21%, when Radius ratio(R_r) is increased from 1 to 5 at Ra = 100. This shows that the average Nusselt number ($\bar{Nu}$) increases linearly with the increase in Rayleigh number (Ra).

Fig (4.4.7) demonstrates the effect of Rayleigh number (Ra) on the average Nusselt number ($\bar{Nu}$) for various values of Radius ratio (R_r). This figure is obtained for CA=75, λ = 1. It if found that the average Nusselt number (Nu) increases slightly with increase in

© 2013 Global Journals Inc. (US)

Rayleigh number (Ra). It can be seen that the average Nusselt number ($\bar{Nu}$) increase with increase in Radius ratio (R_r). For a given Rayleigh number (Ra), the difference between the average Nusselt number ($\bar{Nu}$) at two different values of Radius ratio (R_r) increases with increase in Radius ratio (R_r). For instance, the average Nusselt number ($\bar{Nu}$) increased by 25% when Radius ratio (R_r) is increased from 1 to 5 at Ra = 10. However the average Nusselt number ($\bar{Nu}$) increased by 23%, when Radius ratio (R_r) is increased from 1 to 5 at Ra = 100. This shows that the average Nusselt number ($\bar{Nu}$) increases linearly with the increase in Rayleigh number (Ra).

a)

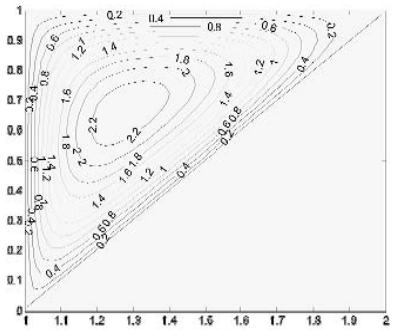

b)

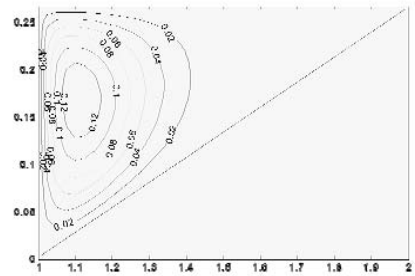

Figure 4.4.8 : Streamlines(left) and Isotherms(Right) C_A =45, λ=0.25
a) R_r=1 b) R_r=5, c) R_r=10

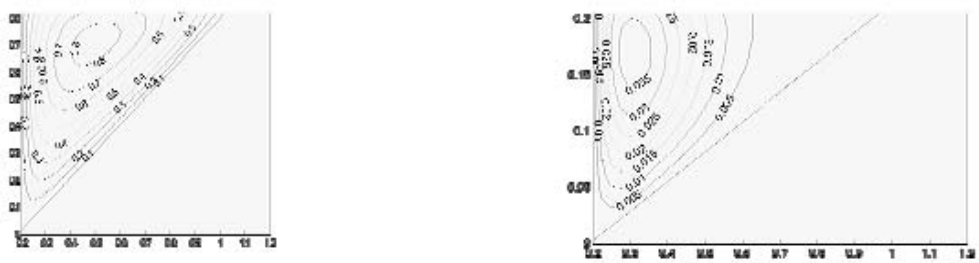

c)

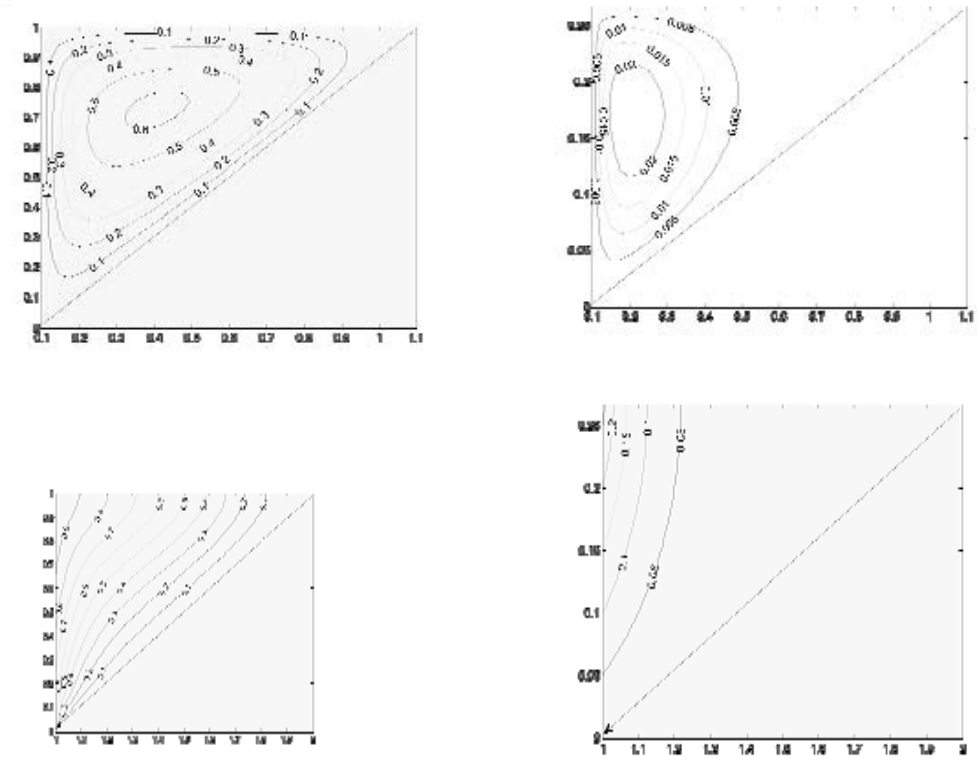

© 2013 Global Journals Inc. (US)

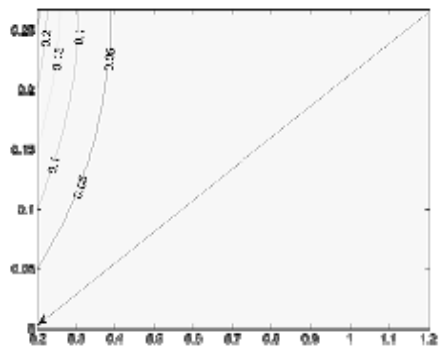

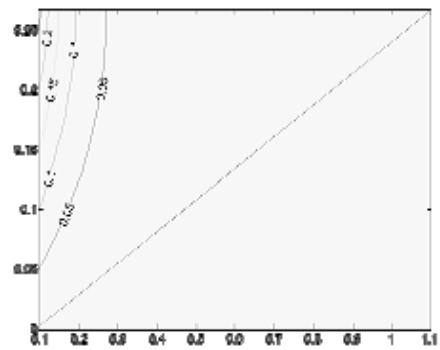

Fig (4.4.8) illustrates the streamlines and isothermal lines distribution inside the porous medium for various values of Radius ratio (R_r) at Ra = 50, C_A = 45 and λ=0.25. The magnitude of streamlines decreases as the Radius ratio (R_r) increases. This is due to the reason the increased Radius ratio (R_r) promotes the fluid movements due to higher buoyancy force, which in term allows the connection heat transfer to take dominant position. The increased Radius ratio (R_r) particularly enhance the heat transfer rate at lower portion of hot and cold walls of vertical annular cone respectively. The fluid circulation moves towards the lower portion of cold wall when Radius ratio (R_r) is increased.

Fig (4.4.9) shows the streamlines and isothermal lines inside the porous medium for various values of Radius ratio (R_r) at Ra = 50, CA = 75, and λ=1. The boundary layer thickness decreases when Radius ratio (R_r) increases and also occupies the half of the domain by stream lines. Where as for the same Radius ratio (R_r) values of isothermal lines remain same.

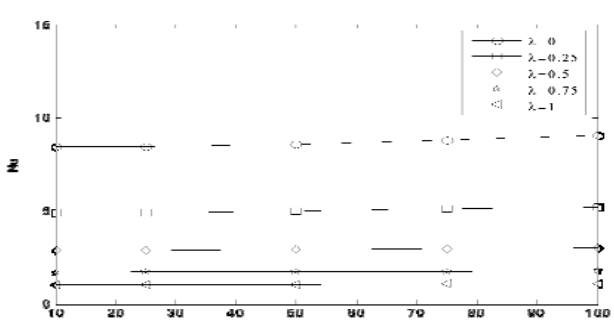

Figure 4.4.10 : Nu variations with Ra at hot surface for different values of λ at C_A=75, R_r=1

Fig (4.4.10) illustrates the variation of average Nusselt number ($\bar{Nu}$) at hot wall, with respect to Rayleigh number (Ra) of the vertical annular cone for various values of power law exponent (λ) at C_A = 75, R_r = 1. It is found that the average Nusselt number ($\bar{Nu}$) increases with the increase in Rayleigh number (Ra). It can be seen that the average Nusselt number ($\bar{Nu}$) decreases with increase in Power law exponent (λ). For a given Rayleigh number (Ra) the difference between the average Nusselt number ($\bar{Nu}$) at different values of power law exponent (λ) decreases with increase in power law exponent (λ). For instance, the average Nusselt number ($\bar{Nu}$) decreased by 70%, when power law exponent (λ) is increased from 0 to 1 at Ra = 10. However the average Nusselt number ($\bar{Nu}$) decreased by 71.2%, when power law exponent (λ) is increased from 0 to 1 at Ra = 100. This shows that the average Nusselt number ($\bar{Nu}$) increases with the increase in Rayleigh number (Ra) for λ = 0 and increases as λ increases.

a)

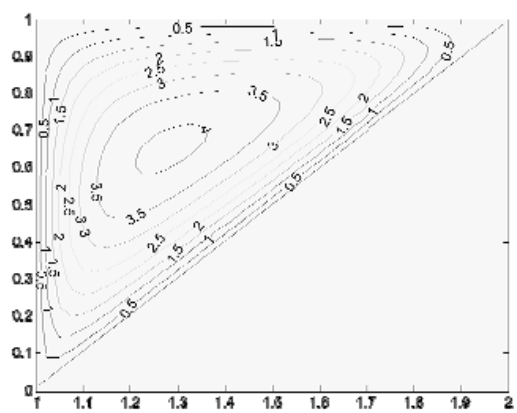

Figure 4.4.11 : Streamlines(left) and Isotherms(Right) for Ra=100, C_A =45, λ=0.25 a) R_r=1 b) R_r=5, c) R_r=10

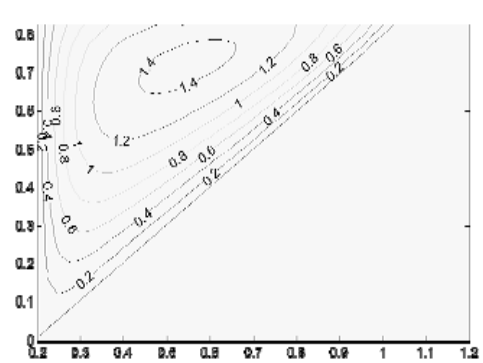

© 2013 Global Journals Inc. (US)

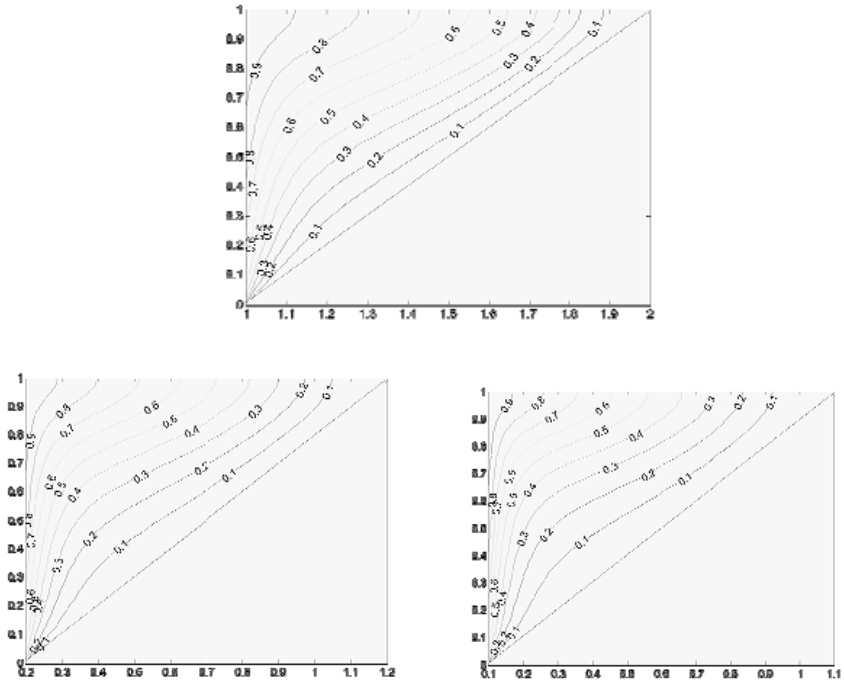

Figure 4.4.12 : Streamlines(left) and Isotherms(Right) for Ra=100, C_A =75, λ=1
a) R_r=1 b) R_r=5 c) R_r=10

Fig (4.4.11) shows the streamlines and isothermal lines distribution inside the porous medium of the vertical annular cone for various values of Radius ratio (R_r) at Ra = 100, C_A = 45 and l = 0.25. The streamlines move away from the cold wall and reach nearer to hot wall as Radius ratio (R_r) increases. It can be seen that the thermal boundary layer thickness decreases as Radius ratio (R_r) increases and occupies the whole domain of cone, where as isothermal lines for the same value of Radius ratio (R_r) remains same.

Fig (4.4.12) depicts the streamlines and isothermal lines inside the porous medium for various values of Radius ratio (R_r) at Ra = 100, C_A = 75 and r = 1. The stream lines move away from the cold wall and reach nearer to hot wall as Radius ratio (R_r) increases. It can be seen that the thermal boundary layer thickness decreases as Radius ratio (R_r) increases and occupying half of the domain of cone, where as isothermal lines for the same value of Radius ratio (R_r) remains same.

References Références Referencias

1. Ali J. Chamkah, Int. comm. Heat Mass Trasnfer – 24, p – 805 (1997).
2. P. Cheng and I.D. Chang, Int. J. Heat Mass Transfer – 19, p 1267 (1976).
3. A. Nakayama and H. Koyama, Appl. Sci. Res – 48, p – 55 (1991).
4. A.J. Chamkha, Int. comm. Heat and Mass Trasnfer – 23, p – 875 (1996).
5. H.T. Chen and C.K. Chen, J. Heat Trasnfer – 110, p – 257 (1988).
6. H.T. Chen and C.K. Chen, Int. comm. Heat and Mass Trasnfer – 15, p – 605 (1988).
7. A. Nakayama and H. Koyama, Heat fluid flow – 8, p – 240 (1987).
8. A.J. Chamkha fluid / particle separation J – 7, p – 4 (1994).
9. A.J. Chakha, fluid / particle separation J – 9, p – 129 (1996).
10. K.N. Metha and K.N. Rao, Int. J. Engineering. Sci – 32, p – 521 (1994).
11. R.G. Hering and R.J. Grosh, Int. J. Heat Mass Transfer – 5, p – 1059 (1962).
12. P. Cheng, T.T. Le and Pop, Int. comm. Heat Mass Trasnfer – 12, p – 705 (1985).
13. R.S.R. Gorla, V. Krishanan and I. Pop, Int. J. Engng. Sci. – 32, p – 1791 (1994).
14. P. Cheng and W.J. Minkowycz, J. Geophysics. Res – 82, p – 2040 (1977).
15. P. Cheng and W.J. Minkowycz, Int. J. Heat Mass Trasnfer – 19, p – 805 (1976).
16. W.J. Minkowycz and P. Cheng Lett. Heat Mass Transfer – 9, p – 159 (1982).
17. W.J. Minkowycz, P. Cheng and F. Moalem, Int. comm. Heat Mass Transfer – 12, p – 55 (1985).
18. M.J. Huang and C.K. Chen, ASME J. Energy Resources Technology – 107, p – 394 (1985).
19. K.A. Yih, Int. comm. Heat Mass Transfer – 24, p – 1195 (1997).

© 2013 Global Journals Inc. (US)

This page is intentionally left blank

© 2013 Global Journals Inc. (US)

Global Journal of Science Frontier Research
Physics and Space Science
Volume 13 Issue 7 Version 1.0 Year 2013
Type : Double Blind Peer Reviewed International Research Journal
Publisher: Global Journals Inc. (USA)
Online ISSN: 2249-4626 & Print ISSN: 0975-5896

Measurement of Liquid Volume in Stomach Using 6-Elctorde FIM for Saline Water Intake at Periodic Intervals

By Samiron K. Saha & Pretam K. Das
Pabna University of Science and Technology, Bangladesh

Abstract- Focused Impedance Measurement (FIM) is a relatively new technique developed in the Biomedical Physics Laboratory of Dhaka University which allows improved localization of a zone without much increase in complexity of the measuring instrumentation when the electrodes are applied on the skin surface with the organs inside contributing the measurement of impedance since the body is a volume conductor. The present work is basically a preliminary study which aims at measuring the absolute volume of food or drinks of known conductivity inside a human stomach. The circuitry of a FIM system was used to study the impedance change in the stomach region of two subjects for the intake of saline (water with a little salt) with a particular conductivity on several days, each day with a different volume of the saline. It was ensured that they had the same history of food intake in the previous day and all physical conditions remain the same during the measurement for reproducibility. The impedance changes for different volumes of the saline in the one subject agreed well, and it appears that provided the correction factors mentioned above are incorporated, FIM may be used to measure the volume of food or saline in the stomach of a person.

GJSFR-A Classification : FOR Code: 029999

MEASUREMENT OF LIQUID VOLUME IN STOMACH USING 6-ELCTORDE FIM FOR SALINE WATER INTAKE AT PERIODIC INTERVALS

Strictly as per the compliance and regulations of :

© 2013. Samiron K. Saha & Pretam K. Das. This is a research/review paper, distributed under the terms of the Creative Commons Attribution-Noncommercial 3.0 Unported License http://creativecommons.org/licenses/by-nc/3.0/), permitting all non commercial use, distribution, and reproduction in any medium, provided the original work is properly cited.

Measurement of Liquid Volume in Stomach Using 6-Elctorde FIM for Saline Water Intake at Periodic Intervals

Samiron K. Saha[α] & Pretam K. Das[σ]

Abstract- Focused Impedance Measurement (FIM) is a relatively new technique developed in the Biomedical Physics Laboratory of Dhaka University which allows improved localization of a zone without much increase in complexity of the measuring instrumentation when the electrodes are applied on the skin surface with the organs inside contributing the measurement of impedance since the body is a volume conductor. The present work is basically a preliminary study which aims at measuring the absolute volume of food or drinks of known conductivity inside a human stomach. The circuitry of a FIM system was used to study the impedance change in the stomach region of two subjects for the intake of saline (water with a little salt) with a particular conductivity on several days, each day with a different volume of the saline. It was ensured that they had the same history of food intake in the previous day and all physical conditions remain the same during the measurement for reproducibility. The impedance changes for different volumes of the saline in the one subject agreed well, and it appears that provided the correction factors mentioned above are incorporated, FIM may be used to measure the volume of food or saline in the stomach of a person.

I. Introduction

Biomedical physics is a comparatively new branch of physics, which projects the application of physics in the medical science. This helps to understand the normal and diseased condition in the body and design suitable method and instruments for diagnosis and therapy. Bio-impedance techniques were born within the last century. Impedance is a characteristics property of any material, including biological materials. Different body tissues may have different electrical conductivities, and which can again vary between health and disorder. Monitoring of physiological events by impedance has become a subject matter of great interest. These techniques are only applicable for those disorders, which are located on the surface or near the surface of the human body. Images can be formed considering the variation of electrical properties that biological tissue exhibits. Biological tissue exhibits two important passive electrical properties. First, it comprises free charge carriers and may thus be considered as an electrical conductor. Electrical conductivity is a characteristic property of different tissues and images of tissues having different electrical conductivities may resolve structure and even be indicative of pathology. Secondly, tissues also contain bound charges leading to dielectric effect and it might be possible to form an image of relative electrical permittivity. Electrical impedance is a measurement of how electricity travels though a given material. Every tissue has different electrical impedance determined by its molecular composition. Focused impedance measurement (FIM) technique, a new measurement technique with improved zone localization, was proposed and developed in Biomedical Physics laboratory of the University of Dhaka [1, 2]. In FIM technique, the impedance of the region of interest is measured from two mutually perpendicular directions simultaneously. In one method, two independent sets of four-electrode system are placed orthogonally enclosing the region for this purpose. In another, the currents in two perpendicular directions are of the same frequency, phase and amplitude but isolated from each other. By placing two potential measuring electrodes at appropriate points, a single potential measurement gives a combination of the two perpendicular measurements measured in this procedure. In this method, the central region has more contribution than the neighboring region. Therefore, focusing is expected and an experimental study was taken up to analyze this in detail.

II. Theory

In this method impedance of the region of interest is measured from two mutually perpendicular directions simultaneously is the basis idea of the new technique. For this method two independent sets of four electrode system placed orthogonally to one another surrounding the region. Two current sources of same frequency, phase and amplitude are introduced simultaneously and resulting potentials are recorded. Impedance follows according to the Ohm's law ($Z = V/I$) where V is the combined potential and I is constant current passing through driving electrodes. The impedance of the region of interest contributes more than the neighboring regions as it is counted twice. Thus

Author α : Lecturer, Department of Physics, Pabna University of Science and Technology, Pabna-6600, Bangladesh.
email: samiron_physicist@yahoo.com
Author σ : Lecturer, Department of Physics, Pabna University of Science and Technology, Pabna-6600, Bangladesh.
email: pretam_nphy@yahoo.com

© 2013 Global Journals Inc. (US)

some degree of focusing on a particular region is expected to be obtained by our new technique. And as the region of interest is more focused compared to the other regions, the name has been offered to the proposed technique is Focused Impedance Method (FIM).

a) Six Electrode Fim System

The focused system basically involves two independent four electrode measurements which need eight electrodes in all. To obtain this combined output the hardware may be simplified through some modified placement of measuring electrodes and by electrically isolating the two current drives so that they do not interact, it was possible to reduce the number of electrodes to six and to obtain the desired combined impedance through a single measurement as described below[3, 4].

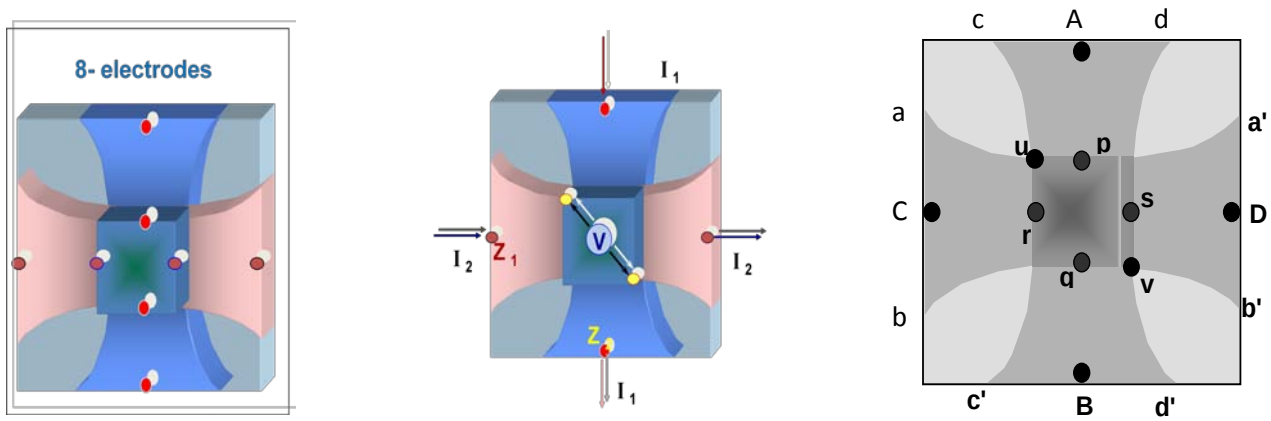

(a) (b) (c)

Figure 1 : Reduced six electrode FIM

Figure 1, electrode u can replace electrodes p and r for measurements in either of the perpendicular directions as it falls on the appropriate equipotentials *aa*' and *cc*' respectively. Similarly, electrode v can replace electrodes q and s for similar measurements. Now if the alternating currents through electrodes *AB* and *CD* can be made to have the same frequency, magnitude and phase but electrically isolated, the potential measured across uv will be directly proportional to the sum of the individual four electrode impedances. Thus the number of electrodes is reduced to six from eight and only one potential measurement circuitry is needed instead of the expected two (considering two separate four electrode measurements). The prototype was designed and fabricated following this concept as described below.

b) Instrumentation For Six Electrode Fim

A block diagram of necessary instrumentation developed for the FIM is shown in *Figure 2* [5].

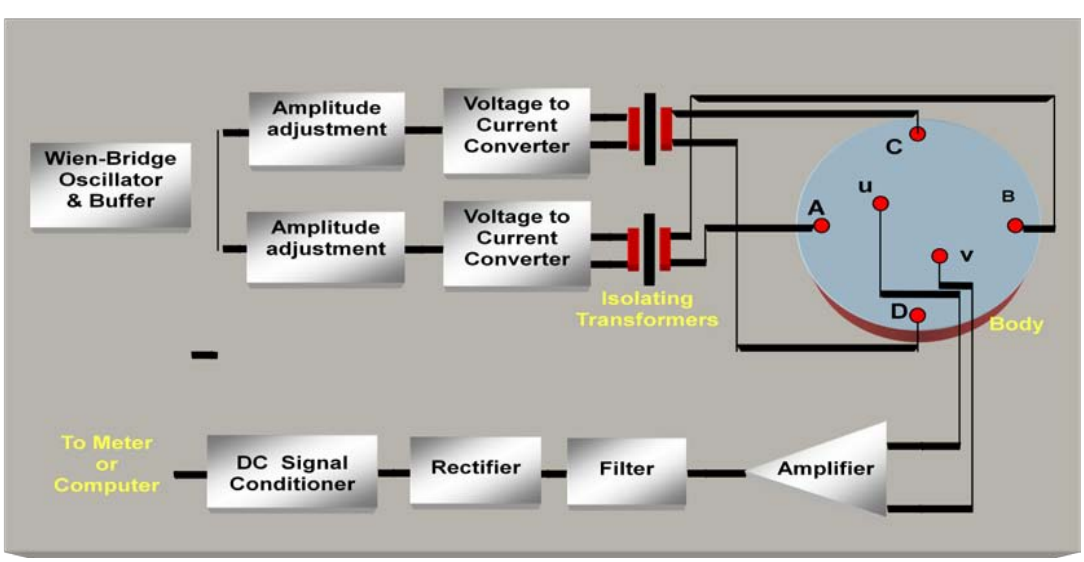

Figure 2 : A block diagram of the 6-electrode FIM

© 2013 Global Journals Inc. (US)

A sinusoidal signal at about 10 kHz is generated using a Wien Bridge oscillator. This is branched out to two isolated current drives (AB and CD) through appropriate voltage to current converters and isolating transformers. The necessary electrode connections are shown on a circular body. The current drives may be set in the same phase or in the opposite phase by simply reversing the electrode connections from one of the two isolating transformers. Since the two isolating transformers may not be exactly equal, two amplitude adjusting circuitry as shown were introduced to make the two perpendicular driving currents the same. The combined impedance measurement (sum) is carried out through measuring the potentials between electrodes u and v. The measured potential is amplified, filtered, rectified and smoothed out to obtain a dc voltage which is proportional to the combined impedance. This dc output voltage may be measured using a digital volt-meter for manual work or may be fed to a computer for automated data acquisition. [Rabbani, 1994].

III. Result and Discussion

For human subjects the depth of the stomach and the resistivity of liquids within them are approximately known (blood, acid, urine respectfully) although the last one may vary depending on the water intake by the subject. If these two parameters are assumed to remain constant then the volume may be measured too.

a) Measurement Made on Human Objects

All collected data are shown graphically in the following figures to have the understanding of measuring liquid volume in stomach by using 6-electrode FIM system and we tried to collect result and discussion from these graphs.

a. Variation of impedance in empty stomach

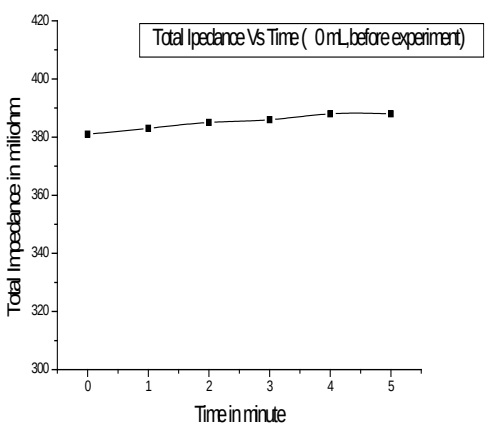

Figure : 3

From the fig.3 we see that in empty stomach the total impedance was approximately, the same i.e. did not change of time. Since the content of the stomach did not change, its impedance also did not, as expected. The slight increase of the impedance may be attributed to the change of position of the stomach and other experimental errors.

b. Variation of impedance with repeated saline intake in the stomach

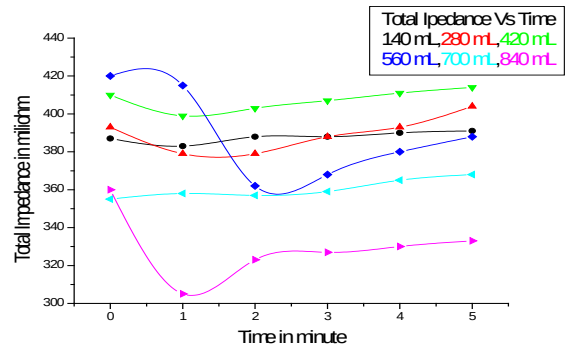

Figure : 4

From the fig.4 above, we see that after the subjects had a drink of water with a little salt the total impedance decreased immediately. Gradually the total impedance increased with the passage of time. When the subjects had a drink of water the position of stomach may have changed. It is also possible that we could not have changed the position of the electrodes correctly to compensate the change of the position of the stomach. The reading of multi-meter fluctuated slightly which resulted in an error in the measurement of the impedance.

b) Repeated Drink by a Human Subject

The following graph shows the variation in impedance-value when a person drank saline water repeatedly maintaining a fixed time interval of 5 minutes.

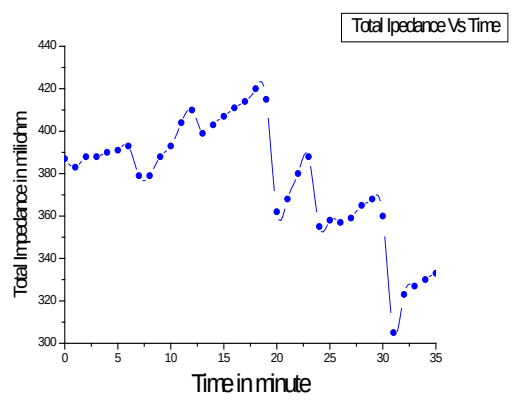

Figure : 5

Fig.5 represents the overall trend of the impedance over the total period of time. It is clear that

© 2013 Global Journals Inc. (US)

we got different rates of increase and decrease in the total impedance at different times. There is an overall decreasing trend for the impedance with time. Notice that, the amount of change of impedance with subsequent drinks fluctuated with time, which may be accounted for due to the unequal flow of water from the stomach into the intestine.

IV. Conclusion

We had human subjects drink saline water (to get an increased conductivity as compared to using pure water) and measured the electrical impedance of the region of the body where stomach is situated. The measurement probes were put on the skin and we got interesting variation of the impedance right after the drink was taken. During the measurement, subjects were asked to breathe in fully and to hold the breath so that all the measurements were reproducible. Breathing in also reduces the current through adjacent lungs as they are filled with insulting air. The subjects were kept at sitting position during the measurements, again to obtain reproducibility. The impedance measurement on the stomach showed that intake of saline water reduces the impedance sharply. Current will flow more easily through a stomach, filled partially or fully with saline water, as its impedance is smaller than that of stomach tissue plus the air inside the stomach. Hence, the net impedance will be that of the parallel combination of a saline-filled stomach (having low impedance) and adjacent tissues (having higher impedance). Hence, the saline-filled stomach dominated in the impedance of the region. Using impedance measurement, we can easily identify an intake of water into the stomach in almost real-time. Later measurements showed a gradual increase of impedance of the region of interest where stomach is situated. The obvious reason is that, water flowing into the stomach does not remain confined within it. It continuously, albeit slowly, flows out of the stomach into the intestine. The reduction of water volume inside the stomach results in a subsequent increase of the impedance value. However, depending on the flow into the stomach and out of it, the resultant volume of saline water may increase or decrease. The gradual decreasing trend of the impedance vs. time graph (Figure 36) implies that net volume of water inside the human subject was increasing. Besides water intake, another factor that affects the impedance is acid secreted from the walls of the stomach. Acid acts as a low impedance material and reduces the impedance of the stomach when screted. *FIM is thus a promising technique for the study of acid secretation and has medical uses in identifying stomach deseases.* The results that we obtained for the two subjects for impedance (proportional to the output voltage, since the current is constant) change with volume of water intake appeared to agree well. However, the subjects were both young and had a similar physical frame. We may expect wider variation of the impedance with subjects of different ages and physical build up. We could not perform measurements on more than three subjects due to shortage of time. During the measurements, the stomach did not remain at the same depth in different human bodies. It also does not remain static; rather it moves constantly. If the electrode distance is comparatively less and stomach remains at greater depth than electrode distance, then we will obtain less sensitivity and zone localization becomes arduous. The present work on sensitivity variation and on local impedance measurement of human body have increased the confidence with which the FIM system may be applied for real life measurements on human subjects for physiological studies and for diagnosis of disorders such as cancer cell – identification, post heart attack, kidney, skin disease identification etc.. In this respect, our work has passed the way for future application of FIM for useful medical purposes.

V. Acknowledgement

In preparation of this work I must acknowledge at the very outset the contributions of many people in varied ways. I am extremely delighted to express my deepest sense of gratitude and indebtedness to my respected teacher, Golam Dastegir Al-Quaderi, Associate professor, Department of Physics, University of Dhaka, Bangladesh, for their constant supervision, suggestions and encouragement throughout the progress of my work that helped me to complete this work. The most significant contribution, for which I shall remain forever grateful, is that of my teacher, Dr. Khondkar Siddique-e-Rabbani, Professor and Chairperson of Department of Biomedical Physics & Technology. His consistent encouragement, continuous guidance, numerous suggestions and ideas throughout the experimental process as well as in the preparation of the manuscript were absolutely essential. Finally, I remember my parents, brother and sister for their love, affection and encouragement in my whole life. Above all, I remember almighty God for his grace which allowed me to complete this thesis successfully.

References Références Referencias

1. Rabbani K S, M Sarker, M H R Akond and T Akter 1999, "Focused Impedance Measurement (FIM) a new technique with improved zone localization", *Annals of the new York Academy of Science*, *Electrical Bioimpedance Methods* 873 408-420.
2. Rabbani K S, Sarker M, Akond M H R and Akter T 1998, Focused Impedance Measurement (FIM) a new technique with zone localization, Proceedings, X International Conference on Electrical Bioimpedance, Barcelona, Spain: 31-34.

© 2013 Global Journals Inc. (US)

3. K Siddique-e Rabbani, "Focused Impedance Measurement (FIM) and Pigeon Hole Imaging for localized measurements – a review", J. Phys.: Conf. Ser, vol. 224, 012003, (2010).
4. Rabbani, K.S., M. Sarker, M.H.R. Akond & T. Akter 1998, "Focused Impedance measurement using six electrodes, a new technique for localizing objects under the surface in a volume conductor", submitted for Bangladesh Patent.
5. Kamila Afroj Quadir, Fuad Nasir, Mahmudur Rahman and K.S. Rabbani, "A New Approach to Electrical Impedance Imaging Technique", MIRAMARE – TRIESTE, September 2004.

© 2013 Global Journals Inc. (US)

Global Journals Inc. (US) Guidelines Handbook 2013

www.GlobalJournals.org

FELLOWS

FELLOW OF ASSOCIATION OF RESEARCH SOCIETY IN SCIENCE (FARSS)

Global Journals Incorporate (USA) is accredited by Open Association of Research Society (OARS), U.S.A and in turn, awards "FARSS" title to individuals. The 'FARSS' title is accorded to a selected professional after the approval of the Editor-in-Chief/Editorial Board Members/Dean.

- The "FARSS" is a dignified title which is accorded to a person's name viz. Dr. John E. Hall, Ph.D., FARSS or William Walldroff, M.S., FARSS.

FARSS accrediting is an honor. It authenticates your research activities. After recognition as FARSB, you can add 'FARSS' title with your name as you use this recognition as additional suffix to your status. This will definitely enhance and add more value and repute to your name. You may use it on your professional Counseling Materials such as CV, Resume, and Visiting Card etc.

The following benefits can be availed by you only for next three years from the date of certification:

FARSS designated members are entitled to avail a 40% discount while publishing their research papers (of a single author) with Global Journals Incorporation (USA), if the same is accepted by Editorial Board/Peer Reviewers. If you are a main author or co-author in case of multiple authors, you will be entitled to avail discount of 10%.

Once FARSB title is accorded, the Fellow is authorized to organize a symposium/seminar/conference on behalf of Global Journal Incorporation (USA). The Fellow can also participate in conference/seminar/symposium organized by another institution as representative of Global Journal. In both the cases, it is mandatory for him to discuss with us and obtain our consent.

You may join as member of the Editorial Board of Global Journals Incorporation (USA) after successful completion of three years as Fellow and as Peer Reviewer. In addition, it is also desirable that you should organize seminar/symposium/conference at least once.

We shall provide you intimation regarding launching of e-version of journal of your stream time to time.This may be utilized in your library for the enrichment of knowledge of your students as well as it can also be helpful for the concerned faculty members.

The FARSS can go through standards of OARS. You can also play vital role if you have any suggestions so that proper amendment can take place to improve the same for the benefit of entire research community.

As FARSS, you will be given a renowned, secure and free professional email address with 100 GB of space e.g. johnhall@globaljournals.org. This will include Webmail, Spam Assassin, Email Forwarders,Auto-Responders, Email Delivery Route tracing, etc.

The FARSS will be eligible for a free application of standardization of their researches. Standardization of research will be subject to acceptability within stipulated norms as the next step after publishing in a journal. We shall depute a team of specialized research professionals who will render their services for elevating your researches to next higher level, which is worldwide open standardization.

The FARSS member can apply for grading and certification of standards of their educational and Institutional Degrees to Open Association of Research, Society U.S.A. Once you are designated as FARSS, you may send us a scanned copy of all of your credentials. OARS will verify, grade and certify them. This will be based on your academic records, quality of research papers published by you, and some more criteria. After certification of all your credentials by OARS, they will be published on your Fellow Profile link on website https://associationofresearch.org which will be helpful to upgrade the dignity.

The FARSS members can avail the benefits of free research podcasting in Global Research Radio with their research documents. After publishing the work, (including published elsewhere worldwide with proper authorization) you can upload your research paper with your recorded voice or you can utilize chargeable services of our professional RJs to record your paper in their voice on request.

The FARSS member also entitled to get the benefits of free research podcasting of their research documents through video clips. We can also streamline your conference videos and display your slides/ online slides and online research video clips at reasonable charges, on request.

© Copyright by Global Journals Inc.(US)| Guidelines Handbook

The FARSS is eligible to earn from sales proceeds of his/her researches/reference/review Books or literature, while publishing with Global Journals. The FARSS can decide whether he/she would like to publish his/her research in a closed manner. In this case, whenever readers purchase that individual research paper for reading, maximum 60% of its profit earned as royalty by Global Journals, will be credited to his/her bank account. The entire entitled amount will be credited to his/her bank account exceeding limit of minimum fixed balance. There is no minimum time limit for collection. The FARSS member can decide its price and we can help in making the right decision.

The FARSS member is eligible to join as a paid peer reviewer at Global Journals Incorporation (USA) and can get remuneration of 15% of author fees, taken from the author of a respective paper. After reviewing 5 or more papers you can request to transfer the amount to your bank account.

MEMBER OF ASSOCIATION OF RESEARCH SOCIETY IN SCIENCE (MARSS)

The ' MARSS ' title is accorded to a selected professional after the approval of the Editor-in-Chief / Editorial Board Members/Dean.

The “MARSS” is a dignified ornament which is accorded to a person’s name viz. Dr. John E. Hall, Ph.D., MARSS or William Walldroff, M.S., MARSS.

MARSS accrediting is an honor. It authenticates your research activities. After becoming MARSS, you can add 'MARSS' title with your name as you use this recognition as additional suffix to your status. This will definitely enhance and add more value and repute to your name. You may use it on your professional Counseling Materials such as CV, Resume, Visiting Card and Name Plate etc.

The following benefitscan be availed by you only for next three years from the date of certification.

MARSS designated members are entitled to avail a 25% discount while publishing their research papers (of a single author) in Global Journals Inc., if the same is accepted by our Editorial Board and Peer Reviewers. If you are a main author or co-author of a group of authors, you will get discount of 10%.

As MARSS, you will be given a renowned, secure and free professional email address with 30 GB of space e.g. johnhall@globaljournals.org. This will include Webmail, Spam Assassin, Email Forwarders,Auto-Responders, Email Delivery Route tracing, etc.

We shall provide you intimation regarding launching of e-version of journal of your stream time to time.This may be utilized in your library for the enrichment of knowledge of your students as well as it can also be helpful for the concerned faculty members.

The MARSS member can apply for approval, grading and certification of standards of their educational and Institutional Degrees to Open Association of Research, Society U.S.A.

Once you are designated as MARSS, you may send us a scanned copy of all of your credentials. OARS will verify, grade and certify them. This will be based on your academic records, quality of research papers published by you, and some more criteria.

It is mandatory to read all terms and conditions carefully.

Auxiliary Memberships

Institutional Fellow of Global Journals Incorporation (USA)-OARS (USA)

Global Journals Incorporation (USA) is accredited by Open Association of Research Society, U.S.A (OARS) and in turn, affiliates research institutions as "Institutional Fellow of Open Association of Research Society" (IFOARS).

The "FARSC" is a dignified title which is accorded to a person's name viz. Dr. John E. Hall, Ph.D., FARSC or William Walldroff, M.S., FARSC.

The IFOARS institution is entitled to form a Board comprised of one Chairperson and three to five board members preferably from different streams. The Board will be recognized as "Institutional Board of Open Association of Research Society"-(IBOARS).

The Institute will be entitled to following benefits:

The IBOARS can initially review research papers of their institute and recommend them to publish with respective journal of Global Journals. It can also review the papers of other institutions after obtaining our consent. The second review will be done by peer reviewer of Global Journals Incorporation (USA) The Board is at liberty to appoint a peer reviewer with the approval of chairperson after consulting us.

The author fees of such paper may be waived off up to 40%.

The Global Journals Incorporation (USA) at its discretion can also refer double blind peer reviewed paper at their end to the board for the verification and to get recommendation for final stage of acceptance of publication.

The IBOARS can organize symposium/seminar/conference in their country on behalf of Global Journals Incorporation (USA)-OARS (USA). The terms and conditions can be discussed separately.

The Board can also play vital role by exploring and giving valuable suggestions regarding the Standards of "Open Association of Research Society, U.S.A (OARS)" so that proper amendment can take place for the benefit of entire research community. We shall provide details of particular standard only on receipt of request from the Board.

The board members can also join us as Individual Fellow with 40% discount on total fees applicable to Individual Fellow. They will be entitled to avail all the benefits as declared. Please visit Individual Fellow-sub menu of GlobalJournals.org to have more relevant details.

We shall provide you intimation regarding launching of e-version of journal of your stream time to time. This may be utilized in your library for the enrichment of knowledge of your students as well as it can also be helpful for the concerned faculty members.

After nomination of your institution as "Institutional Fellow" and constantly functioning successfully for one year, we can consider giving recognition to your institute to function as Regional/Zonal office on our behalf.
The board can also take up the additional allied activities for betterment after our consultation.

The following entitlements are applicable to individual Fellows:

Open Association of Research Society, U.S.A (OARS) By-laws states that an individual Fellow may use the designations as applicable, or the corresponding initials. The Credentials of individual Fellow and Associate designations signify that the individual has gained knowledge of the fundamental concepts. One is magnanimous and proficient in an expertise course covering the professional code of conduct, and follows recognized standards of practice.

Open Association of Research Society (US)/ Global Journals Incorporation (USA), as described in Corporate Statements, are educational, research publishing and professional membership organizations. Achieving our individual Fellow or Associate status is based mainly on meeting stated educational research requirements.

Disbursement of 40% Royalty earned through Global Journals : Researcher = 50%, Peer Reviewer = 37.50%, Institution = 12.50% E.g. Out of 40%, the 20% benefit should be passed on to researcher, 15 % benefit towards remuneration should be given to a reviewer and remaining 5% is to be retained by the institution.

We shall provide print version of 12 issues of any three journals [as per your requirement] out of our 38 journals worth $ 2376 USD.

Other:

The individual Fellow and Associate designations accredited by Open Association of Research Society (US) credentials signify guarantees following achievements:

- The professional accredited with Fellow honor, is entitled to various benefits viz. name, fame, honor, regular flow of income, secured bright future, social status etc.

- In addition to above, if one is single author, then entitled to 40% discount on publishing research paper and can get 10%discount if one is co-author or main author among group of authors.
- The Fellow can organize symposium/seminar/conference on behalf of Global Journals Incorporation (USA) and he/she can also attend the same organized by other institutes on behalf of Global Journals.
- The Fellow can become member of Editorial Board Member after completing 3yrs.
- The Fellow can earn 60% of sales proceeds from the sale of reference/review books/literature/publishing of research paper.
- Fellow can also join as paid peer reviewer and earn 15% remuneration of author charges and can also get an opportunity to join as member of the Editorial Board of Global Journals Incorporation (USA)
- • This individual has learned the basic methods of applying those concepts and techniques to common challenging situations. This individual has further demonstrated an in–depth understanding of the application of suitable techniques to a particular area of research practice.

Note :

"

- In future, if the board feels the necessity to change any board member, the same can be done with the consent of the chairperson along with anyone board member without our approval.
- In case, the chairperson needs to be replaced then consent of 2/3rd board members are required and they are also required to jointly pass the resolution copy of which should be sent to us. In such case, it will be compulsory to obtain our approval before replacement.
- In case of "Difference of Opinion [if any]" among the Board members, our decision will be final and binding to everyone. "

Process of submission of Research Paper

The Area or field of specialization may or may not be of any category as mentioned in 'Scope of Journal' menu of the GlobalJournals.org website. There are 37 Research Journal categorized with Six parental Journals GJCST, GJMR, GJRE, GJMBR, GJSFR, GJHSS. For Authors should prefer the mentioned categories. There are three widely used systems UDC, DDC and LCC. The details are available as 'Knowledge Abstract' at Home page. The major advantage of this coding is that, the research work will be exposed to and shared with all over the world as we are being abstracted and indexed worldwide.

The paper should be in proper format. The format can be downloaded from first page of 'Author Guideline' Menu. The Author is expected to follow the general rules as mentioned in this menu. The paper should be written in MS-Word Format (*.DOC,*.DOCX).

The Author can submit the paper either online or offline. The authors should prefer online submission.Online Submission: There are three ways to submit your paper:

(A) (I) First, register yourself using top right corner of Home page then Login. If you are already registered, then login using your username and password.

(II) Choose corresponding Journal.

(III) Click 'Submit Manuscript'. Fill required information and Upload the paper.

(B) If you are using Internet Explorer, then Direct Submission through Homepage is also available.

(C) If these two are not conveninet , and then email the paper directly to dean@globaljournals.org.

Offline Submission: Author can send the typed form of paper by Post. However, online submission should be preferred.

Preferred Author Guidelines

MANUSCRIPT STYLE INSTRUCTION (Must be strictly followed)

Page Size: 8.27" X 11'"

- Left Margin: 0.65
- Right Margin: 0.65
- Top Margin: 0.75
- Bottom Margin: 0.75
- Font type of all text should be Swis 721 Lt BT.
- Paper Title should be of Font Size 24 with one Column section.
- Author Name in Font Size of 11 with one column as of Title.
- Abstract Font size of 9 Bold, "Abstract" word in Italic Bold.
- Main Text: Font size 10 with justified two columns section
- Two Column with Equal Column with of 3.38 and Gaping of .2
- First Character must be three lines Drop capped.
- Paragraph before Spacing of 1 pt and After of 0 pt.
- Line Spacing of 1 pt
- Large Images must be in One Column
- Numbering of First Main Headings (Heading 1) must be in Roman Letters, Capital Letter, and Font Size of 10.
- Numbering of Second Main Headings (Heading 2) must be in Alphabets, Italic, and Font Size of 10.

You can use your own standard format also.
Author Guidelines:

1. General,

2. Ethical Guidelines,

3. Submission of Manuscripts,

4. Manuscript's Category,

5. Structure and Format of Manuscript,

6. After Acceptance.

1. GENERAL

Before submitting your research paper, one is advised to go through the details as mentioned in following heads. It will be beneficial, while peer reviewer justify your paper for publication.

Scope

The Global Journals Inc. (US) welcome the submission of original paper, review paper, survey article relevant to the all the streams of Philosophy and knowledge. The Global Journals Inc. (US) is parental platform for Global Journal of Computer Science and Technology, Researches in Engineering, Medical Research, Science Frontier Research, Human Social Science, Management, and Business organization. The choice of specific field can be done otherwise as following in Abstracting and Indexing Page on this Website. As the all Global

Journals Inc. (US) are being abstracted and indexed (in process) by most of the reputed organizations. Topics of only narrow interest will not be accepted unless they have wider potential or consequences.

2. ETHICAL GUIDELINES

Authors should follow the ethical guidelines as mentioned below for publication of research paper and research activities.

Papers are accepted on strict understanding that the material in whole or in part has not been, nor is being, considered for publication elsewhere. If the paper once accepted by Global Journals Inc. (US) and Editorial Board, will become the copyright of the Global Journals Inc. (US).

Authorship: The authors and coauthors should have active contribution to conception design, analysis and interpretation of findings. They should critically review the contents and drafting of the paper. All should approve the final version of the paper before submission

The Global Journals Inc. (US) follows the definition of authorship set up by the Global Academy of Research and Development. According to the Global Academy of R&D authorship, criteria must be based on:

1) Substantial contributions to conception and acquisition of data, analysis and interpretation of the findings.

2) Drafting the paper and revising it critically regarding important academic content.

3) Final approval of the version of the paper to be published.

All authors should have been credited according to their appropriate contribution in research activity and preparing paper. Contributors who do not match the criteria as authors may be mentioned under Acknowledgement.

Acknowledgements: Contributors to the research other than authors credited should be mentioned under acknowledgement. The specifications of the source of funding for the research if appropriate can be included. Suppliers of resources may be mentioned along with address.

Appeal of Decision: The Editorial Board's decision on publication of the paper is final and cannot be appealed elsewhere.

Permissions: It is the author's responsibility to have prior permission if all or parts of earlier published illustrations are used in this paper.

Please mention proper reference and appropriate acknowledgements wherever expected.

If all or parts of previously published illustrations are used, permission must be taken from the copyright holder concerned. It is the author's responsibility to take these in writing.

Approval for reproduction/modification of any information (including figures and tables) published elsewhere must be obtained by the authors/copyright holders before submission of the manuscript. Contributors (Authors) are responsible for any copyright fee involved.

3. SUBMISSION OF MANUSCRIPTS

Manuscripts should be uploaded via this online submission page. The online submission is most efficient method for submission of papers, as it enables rapid distribution of manuscripts and consequently speeds up the review procedure. It also enables authors to know the status of their own manuscripts by emailing us. Complete instructions for submitting a paper is available below.

Manuscript submission is a systematic procedure and little preparation is required beyond having all parts of your manuscript in a given format and a computer with an Internet connection and a Web browser. Full help and instructions are provided on-screen. As an author, you will be prompted for login and manuscript details as Field of Paper and then to upload your manuscript file(s) according to the instructions.

To avoid postal delays, all transaction is preferred by e-mail. A finished manuscript submission is confirmed by e-mail immediately and your paper enters the editorial process with no postal delays. When a conclusion is made about the publication of your paper by our Editorial Board, revisions can be submitted online with the same procedure, with an occasion to view and respond to all comments.

Complete support for both authors and co-author is provided.

4. MANUSCRIPT'S CATEGORY

Based on potential and nature, the manuscript can be categorized under the following heads:

Original research paper: Such papers are reports of high-level significant original research work.

Review papers: These are concise, significant but helpful and decisive topics for young researchers.

Research articles: These are handled with small investigation and applications

Research letters: The letters are small and concise comments on previously published matters.

5.STRUCTURE AND FORMAT OF MANUSCRIPT

The recommended size of original research paper is less than seven thousand words, review papers fewer than seven thousands words also.Preparation of research paper or how to write research paper, are major hurdle, while writing manuscript. The research articles and research letters should be fewer than three thousand words, the structure original research paper; sometime review paper should be as follows:

Papers: These are reports of significant research (typically less than 7000 words equivalent, including tables, figures, references), and comprise:

(a)Title should be relevant and commensurate with the theme of the paper.

(b) A brief Summary, "Abstract" (less than 150 words) containing the major results and conclusions.

(c) Up to ten keywords, that precisely identifies the paper's subject, purpose, and focus.

(d) An Introduction, giving necessary background excluding subheadings; objectives must be clearly declared.

(e) Resources and techniques with sufficient complete experimental details (wherever possible by reference) to permit repetition; sources of information must be given and numerical methods must be specified by reference, unless non-standard.

(f) Results should be presented concisely, by well-designed tables and/or figures; the same data may not be used in both; suitable statistical data should be given. All data must be obtained with attention to numerical detail in the planning stage. As reproduced design has been recognized to be important to experiments for a considerable time, the Editor has decided that any paper that appears not to have adequate numerical treatments of the data will be returned un-refereed;

(g) Discussion should cover the implications and consequences, not just recapitulating the results; conclusions should be summarizing.

(h) Brief Acknowledgements.

(i) References in the proper form.

Authors should very cautiously consider the preparation of papers to ensure that they communicate efficiently. Papers are much more likely to be accepted, if they are cautiously designed and laid out, contain few or no errors, are summarizing, and be conventional to the approach and instructions. They will in addition, be published with much less delays than those that require much technical and editorial correction.

The Editorial Board reserves the right to make literary corrections and to make suggestions to improve briefness.

It is vital, that authors take care in submitting a manuscript that is written in simple language and adheres to published guidelines.

Format

Language: The language of publication is UK English. Authors, for whom English is a second language, must have their manuscript efficiently edited by an English-speaking person before submission to make sure that, the English is of high excellence. It is preferable, that manuscripts should be professionally edited.

Standard Usage, Abbreviations, and Units: Spelling and hyphenation should be conventional to The Concise Oxford English Dictionary. Statistics and measurements should at all times be given in figures, e.g. 16 min, except for when the number begins a sentence. When the number does not refer to a unit of measurement it should be spelt in full unless, it is 160 or greater.

Abbreviations supposed to be used carefully. The abbreviated name or expression is supposed to be cited in full at first usage, followed by the conventional abbreviation in parentheses.

Metric SI units are supposed to generally be used excluding where they conflict with current practice or are confusing. For illustration, 1.4 l rather than 1.4 × 10-3 m3, or 4 mm somewhat than 4 × 10-3 m. Chemical formula and solutions must identify the form used, e.g. anhydrous or hydrated, and the concentration must be in clearly defined units. Common species names should be followed by underlines at the first mention. For following use the generic name should be constricted to a single letter, if it is clear.

Structure

All manuscripts submitted to Global Journals Inc. (US), ought to include:

Title: The title page must carry an instructive title that reflects the content, a running title (less than 45 characters together with spaces), names of the authors and co-authors, and the place(s) wherever the work was carried out. The full postal address in addition with the e-mail address of related author must be given. Up to eleven keywords or very brief phrases have to be given to help data retrieval, mining and indexing.

Abstract, used in Original Papers and Reviews:

Optimizing Abstract for Search Engines

Many researchers searching for information online will use search engines such as Google, Yahoo or similar. By optimizing your paper for search engines, you will amplify the chance of someone finding it. This in turn will make it more likely to be viewed and/or cited in a further work. Global Journals Inc. (US) have compiled these guidelines to facilitate you to maximize the web-friendliness of the most public part of your paper.

Key Words

A major linchpin in research work for the writing research paper is the keyword search, which one will employ to find both library and Internet resources.

One must be persistent and creative in using keywords. An effective keyword search requires a strategy and planning a list of possible keywords and phrases to try.

Search engines for most searches, use Boolean searching, which is somewhat different from Internet searches. The Boolean search uses "operators," words (and, or, not, and near) that enable you to expand or narrow your affords. Tips for research paper while preparing research paper are very helpful guideline of research paper.

Choice of key words is first tool of tips to write research paper. Research paper writing is an art.A few tips for deciding as strategically as possible about keyword search:

- One should start brainstorming lists of possible keywords before even begin searching. Think about the most important concepts related to research work. Ask, "What words would a source have to include to be truly valuable in research paper?" Then consider synonyms for the important words.
- It may take the discovery of only one relevant paper to let steer in the right keyword direction because in most databases, the keywords under which a research paper is abstracted are listed with the paper.
- One should avoid outdated words.

Keywords are the key that opens a door to research work sources. Keyword searching is an art in which researcher's skills are bound to improve with experience and time.

Numerical Methods: Numerical methods used should be clear and, where appropriate, supported by references.

Acknowledgements: Please make these as concise as possible.

References

References follow the Harvard scheme of referencing. References in the text should cite the authors' names followed by the time of their publication, unless there are three or more authors when simply the first author's name is quoted followed by et al. unpublished work has to only be cited where necessary, and only in the text. Copies of references in press in other journals have to be supplied with submitted typescripts. It is necessary that all citations and references be carefully checked before submission, as mistakes or omissions will cause delays.

References to information on the World Wide Web can be given, but only if the information is available without charge to readers on an official site. Wikipedia and Similar websites are not allowed where anyone can change the information. Authors will be asked to make available electronic copies of the cited information for inclusion on the Global Journals Inc. (US) homepage at the judgment of the Editorial Board.

The Editorial Board and Global Journals Inc. (US) recommend that, citation of online-published papers and other material should be done via a DOI (digital object identifier). If an author cites anything, which does not have a DOI, they run the risk of the cited material not being noticeable.

The Editorial Board and Global Journals Inc. (US) recommend the use of a tool such as Reference Manager for reference management and formatting.

Tables, Figures and Figure Legends

Tables: Tables should be few in number, cautiously designed, uncrowned, and include only essential data. Each must have an Arabic number, e.g. Table 4, a self-explanatory caption and be on a separate sheet. Vertical lines should not be used.

Figures: Figures are supposed to be submitted as separate files. Always take in a citation in the text for each figure using Arabic numbers, e.g. Fig. 4. Artwork must be submitted online in electronic form by e-mailing them.

Preparation of Electronic Figures for Publication

Even though low quality images are sufficient for review purposes, print publication requires high quality images to prevent the final product being blurred or fuzzy. Submit (or e-mail) EPS (line art) or TIFF (halftone/photographs) files only. MS PowerPoint and Word Graphics are unsuitable for printed pictures. Do not use pixel-oriented software. Scans (TIFF only) should have a resolution of at least 350 dpi (halftone) or 700 to 1100 dpi (line drawings) in relation to the imitation size. Please give the data for figures in black and white or submit a Color Work Agreement Form. EPS files must be saved with fonts embedded (and with a TIFF preview, if possible).

For scanned images, the scanning resolution (at final image size) ought to be as follows to ensure good reproduction: line art: >650 dpi; halftones (including gel photographs) : >350 dpi; figures containing both halftone and line images: >650 dpi.

Color Charges: It is the rule of the Global Journals Inc. (US) for authors to pay the full cost for the reproduction of their color artwork. Hence, please note that, if there is color artwork in your manuscript when it is accepted for publication, we would require you to complete and return a color work agreement form before your paper can be published.

Figure Legends: Self-explanatory legends of all figures should be incorporated separately under the heading 'Legends to Figures'. In the full-text online edition of the journal, figure legends may possibly be truncated in abbreviated links to the full screen version. Therefore, the first 100 characters of any legend should notify the reader, about the key aspects of the figure.

6. AFTER ACCEPTANCE

Upon approval of a paper for publication, the manuscript will be forwarded to the dean, who is responsible for the publication of the Global Journals Inc. (US).

6.1 Proof Corrections

The corresponding author will receive an e-mail alert containing a link to a website or will be attached. A working e-mail address must therefore be provided for the related author.

Acrobat Reader will be required in order to read this file. This software can be downloaded

(Free of charge) from the following website:

www.adobe.com/products/acrobat/readstep2.html. This will facilitate the file to be opened, read on screen, and printed out in order for any corrections to be added. Further instructions will be sent with the proof.

Proofs must be returned to the dean at dean@globaljournals.org within three days of receipt.

As changes to proofs are costly, we inquire that you only correct typesetting errors. All illustrations are retained by the publisher. Please note that the authors are responsible for all statements made in their work, including changes made by the copy editor.

6.2 Early View of Global Journals Inc. (US) (Publication Prior to Print)

The Global Journals Inc. (US) are enclosed by our publishing's Early View service. Early View articles are complete full-text articles sent in advance of their publication. Early View articles are absolute and final. They have been completely reviewed, revised and edited for publication, and the authors' final corrections have been incorporated. Because they are in final form, no changes can be made after sending them. The nature of Early View articles means that they do not yet have volume, issue or page numbers, so Early View articles cannot be cited in the conventional way.

6.3 Author Services

Online production tracking is available for your article through Author Services. Author Services enables authors to track their article - once it has been accepted - through the production process to publication online and in print. Authors can check the status of their articles online and choose to receive automated e-mails at key stages of production. The authors will receive an e-mail with a unique link that enables them to register and have their article automatically added to the system. Please ensure that a complete e-mail address is provided when submitting the manuscript.

6.4 Author Material Archive Policy

Please note that if not specifically requested, publisher will dispose off hardcopy & electronic information submitted, after the two months of publication. If you require the return of any information submitted, please inform the Editorial Board or dean as soon as possible.

6.5 Offprint and Extra Copies

A PDF offprint of the online-published article will be provided free of charge to the related author, and may be distributed according to the Publisher's terms and conditions. Additional paper offprint may be ordered by emailing us at: editor@globaljournals.org .

Before start writing a good quality Computer Science Research Paper, let us first understand what is Computer Science Research Paper? So, Computer Science Research Paper is the paper which is written by professionals or scientists who are associated to Computer Science and Information Technology, or doing research study in these areas. If you are novel to this field then you can consult about this field from your supervisor or guide.

TECHNIQUES FOR WRITING A GOOD QUALITY RESEARCH PAPER:

1. Choosing the topic: In most cases, the topic is searched by the interest of author but it can be also suggested by the guides. You can have several topics and then you can judge that in which topic or subject you are finding yourself most comfortable. This can be done by asking several questions to yourself, like Will I be able to carry our search in this area? Will I find all necessary recourses to accomplish the search? Will I be able to find all information in this field area? If the answer of these types of questions will be "Yes" then you can choose that topic. In most of the cases, you may have to conduct the surveys and have to visit several places because this field is related to Computer Science and Information Technology. Also, you may have to do a lot of work to find all rise and falls regarding the various data of that subject. Sometimes, detailed information plays a vital role, instead of short information.

2. Evaluators are human: First thing to remember that evaluators are also human being. They are not only meant for rejecting a paper. They are here to evaluate your paper. So, present your Best.

3. Think Like Evaluators: If you are in a confusion or getting demotivated that your paper will be accepted by evaluators or not, then think and try to evaluate your paper like an Evaluator. Try to understand that what an evaluator wants in your research paper and automatically you will have your answer.

4. Make blueprints of paper: The outline is the plan or framework that will help you to arrange your thoughts. It will make your paper logical. But remember that all points of your outline must be related to the topic you have chosen.

5. Ask your Guides: If you are having any difficulty in your research, then do not hesitate to share your difficulty to your guide (if you have any). They will surely help you out and resolve your doubts. If you can't clarify what exactly you require for your work then ask the supervisor to help you with the alternative. He might also provide you the list of essential readings.

6. Use of computer is recommended: As you are doing research in the field of Computer Science, then this point is quite obvious.

7. Use right software: Always use good quality software packages. If you are not capable to judge good software then you can lose quality of your paper unknowingly. There are various software programs available to help you, which you can get through Internet.

8. Use the Internet for help: An excellent start for your paper can be by using the Google. It is an excellent search engine, where you can have your doubts resolved. You may also read some answers for the frequent question how to write my research paper or find model research paper. From the internet library you can download books. If you have all required books make important reading selecting and analyzing the specified information. Then put together research paper sketch out.

9. Use and get big pictures: Always use encyclopedias, Wikipedia to get pictures so that you can go into the depth.

10. Bookmarks are useful: When you read any book or magazine, you generally use bookmarks, right! It is a good habit, which helps to not to lose your continuity. You should always use bookmarks while searching on Internet also, which will make your search easier.

11. Revise what you wrote: When you write anything, always read it, summarize it and then finalize it.

12. Make all efforts: Make all efforts to mention what you are going to write in your paper. That means always have a good start. Try to mention everything in introduction, that what is the need of a particular research paper. Polish your work by good skill of writing and always give an evaluator, what he wants.

13. Have backups: When you are going to do any important thing like making research paper, you should always have backup copies of it either in your computer or in paper. This will help you to not to lose any of your important.

14. Produce good diagrams of your own: Always try to include good charts or diagrams in your paper to improve quality. Using several and unnecessary diagrams will degrade the quality of your paper by creating "hotchpotch." So always, try to make and include those diagrams, which are made by your own to improve readability and understandability of your paper.

15. Use of direct quotes: When you do research relevant to literature, history or current affairs then use of quotes become essential but if study is relevant to science then use of quotes is not preferable.

16. Use proper verb tense: Use proper verb tenses in your paper. Use past tense, to present those events that happened. Use present tense to indicate events that are going on. Use future tense to indicate future happening events. Use of improper and wrong tenses will confuse the evaluator. Avoid the sentences that are incomplete.

17. Never use online paper: If you are getting any paper on Internet, then never use it as your research paper because it might be possible that evaluator has already seen it or maybe it is outdated version.

18. Pick a good study spot: To do your research studies always try to pick a spot, which is quiet. Every spot is not for studies. Spot that suits you choose it and proceed further.

19. Know what you know: Always try to know, what you know by making objectives. Else, you will be confused and cannot achieve your target.

20. Use good quality grammar: Always use a good quality grammar and use words that will throw positive impact on evaluator. Use of good quality grammar does not mean to use tough words, that for each word the evaluator has to go through dictionary. Do not start sentence with a conjunction. Do not fragment sentences. Eliminate one-word sentences. Ignore passive voice. Do not ever use a big word when a diminutive one would suffice. Verbs have to be in agreement with their subjects. Prepositions are not expressions to finish sentences with. It is incorrect to ever divide an infinitive. Avoid clichés like the disease. Also, always shun irritating alliteration. Use language that is simple and straight forward. put together a neat summary.

21. Arrangement of information: Each section of the main body should start with an opening sentence and there should be a changeover at the end of the section. Give only valid and powerful arguments to your topic. You may also maintain your arguments with records.

22. Never start in last minute: Always start at right time and give enough time to research work. Leaving everything to the last minute will degrade your paper and spoil your work.

23. Multitasking in research is not good: Doing several things at the same time proves bad habit in case of research activity. Research is an area, where everything has a particular time slot. Divide your research work in parts and do particular part in particular time slot.

24. Never copy others' work: Never copy others' work and give it your name because if evaluator has seen it anywhere you will be in trouble.

25. Take proper rest and food: No matter how many hours you spend for your research activity, if you are not taking care of your health then all your efforts will be in vain. For a quality research, study is must, and this can be done by taking proper rest and food.

26. Go for seminars: Attend seminars if the topic is relevant to your research area. Utilize all your resources.

27. Refresh your mind after intervals: Try to give rest to your mind by listening to soft music or by sleeping in intervals. This will also improve your memory.

28. Make colleagues: Always try to make colleagues. No matter how sharper or intelligent you are, if you make colleagues you can have several ideas, which will be helpful for your research.

29. Think technically: Always think technically. If anything happens, then search its reasons, its benefits, and demerits.

30. Think and then print: When you will go to print your paper, notice that tables are not be split, headings are not detached from their descriptions, and page sequence is maintained.

31. Adding unnecessary information: Do not add unnecessary information, like, I have used MS Excel to draw graph. Do not add irrelevant and inappropriate material. These all will create superfluous. Foreign terminology and phrases are not apropos. One should NEVER take a broad view. Analogy in script is like feathers on a snake. Not at all use a large word when a very small one would be sufficient. Use words properly, regardless of how others use them. Remove quotations. Puns are for kids, not grunt readers. Amplification is a billion times of inferior quality than sarcasm.

32. Never oversimplify everything: To add material in your research paper, never go for oversimplification. This will definitely irritate the evaluator. Be more or less specific. Also too, by no means, ever use rhythmic redundancies. Contractions aren't essential and shouldn't be there used. Comparisons are as terrible as clichés. Give up ampersands and abbreviations, and so on. Remove commas, that are, not necessary. Parenthetical words however should be together with this in commas. Understatement is all the time the complete best way to put onward earth-shaking thoughts. Give a detailed literary review.

33. Report concluded results: Use concluded results. From raw data, filter the results and then conclude your studies based on measurements and observations taken. Significant figures and appropriate number of decimal places should be used. Parenthetical remarks are prohibitive. Proofread carefully at final stage. In the end give outline to your arguments. Spot out perspectives of further study of this subject. Justify your conclusion by at the bottom of them with sufficient justifications and examples.

34. After conclusion: Once you have concluded your research, the next most important step is to present your findings. Presentation is extremely important as it is the definite medium though which your research is going to be in print to the rest of the crowd. Care should be taken to categorize your thoughts well and present them in a logical and neat manner. A good quality research paper format is essential because it serves to highlight your research paper and bring to light all necessary aspects in your research.

Informal Guidelines of Research Paper Writing

Key points to remember:

- Submit all work in its final form.
- Write your paper in the form, which is presented in the guidelines using the template.
- Please note the criterion for grading the final paper by peer-reviewers.

Final Points:

A purpose of organizing a research paper is to let people to interpret your effort selectively. The journal requires the following sections, submitted in the order listed, each section to start on a new page.

The introduction will be compiled from reference matter and will reflect the design processes or outline of basis that direct you to make study. As you will carry out the process of study, the method and process section will be constructed as like that. The result segment will show related statistics in nearly sequential order and will direct the reviewers next to the similar intellectual paths throughout the data that you took to carry out your study. The discussion section will provide understanding of the data and projections as to the implication of the results. The use of good quality references all through the paper will give the effort trustworthiness by representing an alertness of prior workings.

Writing a research paper is not an easy job no matter how trouble-free the actual research or concept. Practice, excellent preparation, and controlled record keeping are the only means to make straightforward the progression.

General style:

Specific editorial column necessities for compliance of a manuscript will always take over from directions in these general guidelines.

To make a paper clear

· Adhere to recommended page limits

Mistakes to evade

- Insertion a title at the foot of a page with the subsequent text on the next page
- Separating a table/chart or figure - impound each figure/table to a single page
- Submitting a manuscript with pages out of sequence

In every sections of your document

· Use standard writing style including articles ("a", "the," etc.)

· Keep on paying attention on the research topic of the paper

· Use paragraphs to split each significant point (excluding for the abstract)

· Align the primary line of each section

· Present your points in sound order

· Use present tense to report well accepted

· Use past tense to describe specific results

· Shun familiar wording, don't address the reviewer directly, and don't use slang, slang language, or superlatives

· Shun use of extra pictures - include only those figures essential to presenting results

Title Page:

Choose a revealing title. It should be short. It should not have non-standard acronyms or abbreviations. It should not exceed two printed lines. It should include the name(s) and address (es) of all authors.

Abstract:

The summary should be two hundred words or less. It should briefly and clearly explain the key findings reported in the manuscript--must have precise statistics. It should not have abnormal acronyms or abbreviations. It should be logical in itself. Shun citing references at this point.

An abstract is a brief distinct paragraph summary of finished work or work in development. In a minute or less a reviewer can be taught the foundation behind the study, common approach to the problem, relevant results, and significant conclusions or new questions.

Write your summary when your paper is completed because how can you write the summary of anything which is not yet written? Wealth of terminology is very essential in abstract. Yet, use comprehensive sentences and do not let go readability for briefness. You can maintain it succinct by phrasing sentences so that they provide more than lone rationale. The author can at this moment go straight to shortening the outcome. Sum up the study, with the subsequent elements in any summary. Try to maintain the initial two items to no more than one ruling each.

- Reason of the study - theory, overall issue, purpose
- Fundamental goal
- To the point depiction of the research
- Consequences, including definite statistics - if the consequences are quantitative in nature, account quantitative data; results of any numerical analysis should be reported
- Significant conclusions or questions that track from the research(es)

Approach:

- Single section, and succinct
- As a outline of job done, it is always written in past tense
- A conceptual should situate on its own, and not submit to any other part of the paper such as a form or table
- Center on shortening results - bound background information to a verdict or two, if completely necessary
- What you account in an conceptual must be regular with what you reported in the manuscript
- Exact spelling, clearness of sentences and phrases, and appropriate reporting of quantities (proper units, important statistics) are just as significant in an abstract as they are anywhere else

Introduction:

The **Introduction** should "introduce" the manuscript. The reviewer should be presented with sufficient background information to be capable to comprehend and calculate the purpose of your study without having to submit to other works. The basis for the study should be offered. Give most important references but shun difficult to make a comprehensive appraisal of the topic. In the introduction, describe the problem visibly. If the problem is not acknowledged in a logical, reasonable way, the reviewer will have no attention in your result. Speak in common terms about techniques used to explain the problem, if needed, but do not present any particulars about the protocols here. Following approach can create a valuable beginning:

- Explain the value (significance) of the study
- Shield the model - why did you employ this particular system or method? What is its compensation? You strength remark on its appropriateness from a abstract point of vision as well as point out sensible reasons for using it.
- Present a justification. Status your particular theory (es) or aim(s), and describe the logic that led you to choose them.
- Very for a short time explain the tentative propose and how it skilled the declared objectives.

Approach:

- Use past tense except for when referring to recognized facts. After all, the manuscript will be submitted after the entire job is done.
- Sort out your thoughts; manufacture one key point with every section. If you make the four points listed above, you will need a least of four paragraphs.

- Present surroundings information only as desirable in order hold up a situation. The reviewer does not desire to read the whole thing you know about a topic.
- Shape the theory/purpose specifically - do not take a broad view.
- As always, give awareness to spelling, simplicity and correctness of sentences and phrases.

Procedures (Methods and Materials):

This part is supposed to be the easiest to carve if you have good skills. A sound written Procedures segment allows a capable scientist to replacement your results. Present precise information about your supplies. The suppliers and clarity of reagents can be helpful bits of information. Present methods in sequential order but linked methodologies can be grouped as a segment. Be concise when relating the protocols. Attempt for the least amount of information that would permit another capable scientist to spare your outcome but be cautious that vital information is integrated. The use of subheadings is suggested and ought to be synchronized with the results section. When a technique is used that has been well described in another object, mention the specific item describing a way but draw the basic principle while stating the situation. The purpose is to text all particular resources and broad procedures, so that another person may use some or all of the methods in one more study or referee the scientific value of your work. It is not to be a step by step report of the whole thing you did, nor is a methods section a set of orders.

Materials:

- Explain materials individually only if the study is so complex that it saves liberty this way.
- Embrace particular materials, and any tools or provisions that are not frequently found in laboratories.
- Do not take in frequently found.
- If use of a definite type of tools.
- Materials may be reported in a part section or else they may be recognized along with your measures.

Methods:

- Report the method (not particulars of each process that engaged the same methodology)
- Describe the method entirely
- To be succinct, present methods under headings dedicated to specific dealings or groups of measures
- Simplify - details how procedures were completed not how they were exclusively performed on a particular day.
- If well known procedures were used, account the procedure by name, possibly with reference, and that's all.

Approach:

- It is embarrassed or not possible to use vigorous voice when documenting methods with no using first person, which would focus the reviewer's interest on the researcher rather than the job. As a result when script up the methods most authors use third person passive voice.
- Use standard style in this and in every other part of the paper - avoid familiar lists, and use full sentences.

What to keep away from

- Resources and methods are not a set of information.
- Skip all descriptive information and surroundings - save it for the argument.
- Leave out information that is immaterial to a third party.

Results:

The principle of a results segment is to present and demonstrate your conclusion. Create this part a entirely objective details of the outcome, and save all understanding for the discussion.

The page length of this segment is set by the sum and types of data to be reported. Carry on to be to the point, by means of statistics and tables, if suitable, to present consequences most efficiently.You must obviously differentiate material that would usually be incorporated in a study editorial from any unprocessed data or additional appendix matter that would not be available. In fact, such matter should not be submitted at all except requested by the instructor.

Content

- Sum up your conclusion in text and demonstrate them, if suitable, with figures and tables.
- In manuscript, explain each of your consequences, point the reader to remarks that are most appropriate.
- Present a background, such as by describing the question that was addressed by creation an exacting study.
- Explain results of control experiments and comprise remarks that are not accessible in a prescribed figure or table, if appropriate.
- Examine your data, then prepare the analyzed (transformed) data in the form of a figure (graph), table, or in manuscript form.

What to stay away from

- Do not discuss or infer your outcome, report surroundings information, or try to explain anything.
- Not at all, take in raw data or intermediate calculations in a research manuscript.
- Do not present the similar data more than once.
- Manuscript should complement any figures or tables, not duplicate the identical information.
- Never confuse figures with tables - there is a difference.

Approach

- As forever, use past tense when you submit to your results, and put the whole thing in a reasonable order.
- Put figures and tables, appropriately numbered, in order at the end of the report
- If you desire, you may place your figures and tables properly within the text of your results part.

Figures and tables

- If you put figures and tables at the end of the details, make certain that they are visibly distinguished from any attach appendix materials, such as raw facts
- Despite of position, each figure must be numbered one after the other and complete with subtitle
- In spite of position, each table must be titled, numbered one after the other and complete with heading
- All figure and table must be adequately complete that it could situate on its own, divide from text

Discussion:

The Discussion is expected the trickiest segment to write and describe. A lot of papers submitted for journal are discarded based on problems with the Discussion. There is no head of state for how long a argument should be. Position your understanding of the outcome visibly to lead the reviewer through your conclusions, and then finish the paper with a summing up of the implication of the study. The purpose here is to offer an understanding of your results and hold up for all of your conclusions, using facts from your research and generally accepted information, if suitable. The implication of result should be visibly described. Infer your data in the conversation in suitable depth. This means that when you clarify an observable fact you must explain mechanisms that may account for the observation. If your results vary from your prospect, make clear why that may have happened. If your results agree, then explain the theory that the proof supported. It is never suitable to just state that the data approved with prospect, and let it drop at that.

- Make a decision if each premise is supported, discarded, or if you cannot make a conclusion with assurance. Do not just dismiss a study or part of a study as "uncertain."
- Research papers are not acknowledged if the work is imperfect. Draw what conclusions you can based upon the results that you have, and take care of the study as a finished work
- You may propose future guidelines, such as how the experiment might be personalized to accomplish a new idea.
- Give details all of your remarks as much as possible, focus on mechanisms.
- Make a decision if the tentative design sufficiently addressed the theory, and whether or not it was correctly restricted.
- Try to present substitute explanations if sensible alternatives be present.
- One research will not counter an overall question, so maintain the large picture in mind, where do you go next? The best studies unlock new avenues of study. What questions remain?
- Recommendations for detailed papers will offer supplementary suggestions.

Approach:

- When you refer to information, differentiate data generated by your own studies from available information
- Submit to work done by specific persons (including you) in past tense.
- Submit to generally acknowledged facts and main beliefs in present tense.

Administration Rules Listed Before Submitting Your Research Paper to Global Journals Inc. (US)

Please carefully note down following rules and regulation before submitting your Research Paper to Global Journals Inc. (US):

Segment Draft and Final Research Paper: You have to strictly follow the template of research paper. If it is not done your paper may get rejected.

- The **major constraint** is that you must independently make all content, tables, graphs, and facts that are offered in the paper. You must write each part of the paper wholly on your own. The Peer-reviewers need to identify your own perceptive of the concepts in your own terms. NEVER extract straight from any foundation, and never rephrase someone else's analysis.

- Do not give permission to anyone else to "PROOFREAD" your manuscript.

- Methods to avoid Plagiarism is applied by us on every paper, if found guilty, you will be blacklisted by all of our collaborated research groups, your institution will be informed for this and strict legal actions will be taken immediately.)
- To guard yourself and others from possible illegal use please do not permit anyone right to use to your paper and files.

Criterion for Grading a Research Paper (Compilation) by Global Journals Inc. (US)

Please note that following table is only a Grading of "Paper Compilation" and not on "Performed/Stated Research" whose grading solely depends on Individual Assigned Peer Reviewer and Editorial Board Member. These can be available only on request and after decision of Paper. This report will be the property of Global Journals Inc. (US).

Topics	Grades		
	A-B	**C-D**	**E-F**
Abstract	Clear and concise with appropriate content, Correct format. 200 words or below	Unclear summary and no specific data, Incorrect form Above 200 words	No specific data with ambiguous information Above 250 words
Introduction	Containing all background details with clear goal and appropriate details, flow specification, no grammar and spelling mistake, well organized sentence and paragraph, reference cited	Unclear and confusing data, appropriate format, grammar and spelling errors with unorganized matter	Out of place depth and content, hazy format
Methods and Procedures	Clear and to the point with well arranged paragraph, precision and accuracy of facts and figures, well organized subheads	Difficult to comprehend with embarrassed text, too much explanation but completed	Incorrect and unorganized structure with hazy meaning
Result	Well organized, Clear and specific, Correct units with precision, correct data, well structuring of paragraph, no grammar and spelling mistake	Complete and embarrassed text, difficult to comprehend	Irregular format with wrong facts and figures
Discussion	Well organized, meaningful specification, sound conclusion, logical and concise explanation, highly structured paragraph reference cited	Wordy, unclear conclusion, spurious	Conclusion is not cited, unorganized, difficult to comprehend
References	Complete and correct format, well organized	Beside the point, Incomplete	Wrong format and structuring

Index

A

Accelerometer · 3
Ambiguous · 20, 23

B

Bioimpedance · 59

C

Coincidences · 18

D

Diffeomorphic · 20, 21
Dimensionless · 4

E

Eddington · 13, 18, 30, 32
Electrodynamics · 18, 20, 22, 33
Equipotentials · 57

F

Frivolously · 15

G

Geodesic · 15, 16

Gravitomagnetism · 21, 28
Gullstrand · 21, 23, 26, 28, 31, 33

I

Interquartile · 11

L

Linearization · 21, 23, 25, 28, 31

M

Modernized · 1

N

Nonisothermal · 34

P

Pohihavsen · 34

R

Redshifts · 14, 16, 21, 26, 28, 30

S

Schwarzschild · 17, 18
Shannon · 1, 7, 9, 10, 11, 12

U

Unequivocally · 20

V

Vibroacoustic · 11
Vibrodiagnostic · 1, 3

save our planet

Global Journal of Science Frontier Research

Visit us on the Web at www.GlobalJournals.org | www.JournalofScience.org
or email us at helpdesk@globaljournals.org

ISSN 9755896

© Global Journals