Online ISSN: 2249-4626
Print ISSN: 0975-5896

Global Journal

of Science Frontier Research: E

Interdisciplinary



Health-Care Systems

Experimental Study of Soot

Highlights

Process in Pharmaceutical

Monitoring Spatial Expansion

Discovering Thoughts, Inventing Future

VOLUME 14 ISSUE 1 VERSION 1.0

© 2001-2014 by Global Journal of Science Frontier Research , USA

Global Journal of Science Frontier Research: E
Interdisciplinary

Global Journal of Science Frontier Research: E
Interdisciplinary

Volume 14 Issue 1 (Ver. 1.0)

Open Association of Research Society

© Global Journal of Science Frontier Research. 2014.

All rights reserved.

This is a special issue published in version 1.0 of "Global Journal of Science Frontier Research." By Global Journals Inc.

All articles are open access articles distributed under "Global Journal of Science Frontier Research"

Reading License, which permits restricted use. Entire contents are copyright by of "Global Journal of Science Frontier Research" unless otherwise noted on specific articles.

No part of this publication may be reproduced or transmitted in any form or by any means, electronic or mechanical, including photocopy, recording, or any information storage and retrieval system, without written permission.

The opinions and statements made in this book are those of the authors concerned. Ultraculture has not verified and neither confirms nor denies any of the foregoing and no warranty or fitness is implied.

Engage with the contents herein at your own risk.

The use of this journal, and the terms and conditions for our providing information, is governed by our Disclaimer, Terms and Conditions and Privacy Policy given on our website http://globaljournals.us/terms-and-condition/menu-id-1463/

By referring / using / reading / any type of association / referencing this journal, this signifies and you acknowledge that you have read them and that you accept and will be bound by the terms thereof.

All information, journals, this journal, activities undertaken, materials, services and our website, terms and conditions, privacy policy, and this journal is subject to change anytime without any prior notice.

Incorporation No.: 0423089
License No.: 42125/022010/1186
Registration No.: 430374
Import-Export Code: 1109007027
Employer Identification Number (EIN):
USA Tax ID: 98-0673427

Global Journals Inc.

*(A Delaware USA Incorporation with "Good Standing"; **Reg. Number: 0423089**)*

Sponsors: Open Association of Research Society
Open Scientific Standards

Publisher's Headquarters office

Global Journals Headquarters
301st Edgewater Place Suite, 100 Edgewater Dr.-Pl,
Wakefield MASSACHUSETTS, Pin: 01880,
United States of America
USA Toll Free: +001-888-839-7392
USA Toll Free Fax: +001-888-839-7392

Offset Typesetting

Global Journals Incorporated
2nd, Lansdowne, Lansdowne Rd., Croydon-Surrey,
Pin: CR9 2ER, United Kingdom

Packaging & Continental Dispatching

Global Journals
E-3130 Sudama Nagar, Near Gopur Square,
Indore, M.P., Pin:452009, India

Find a correspondence nodal officer near you

To find nodal officer of your country, please email us at *local@globaljournals.org*

eContacts

Press Inquiries: *press@globaljournals.org*
Investor Inquiries: *investors@globaljournals.org*
Technical Support: *technology@globaljournals.org*
Media & Releases: *media@globaljournals.org*

Pricing (Including by Air Parcel Charges):

For Authors:
22 USD (B/W) & 50 USD (Color)
Yearly Subscription (Personal & Institutional):
200 USD (B/W) & 250 USD (Color)

Integrated Editorial Board
(Computer Science, Engineering, Medical, Management, Natural Science, Social Science)

John A. Hamilton,"Drew" Jr.,
Ph.D., Professor, Management
Computer Science and Software Engineering
Director, Information Assurance Laboratory
Auburn University

Dr. Henry Hexmoor
IEEE senior member since 2004
Ph.D. Computer Science, University at Buffalo
Department of Computer Science
Southern Illinois University at Carbondale

Dr. Osman Balci, Professor
Department of Computer Science
Virginia Tech, Virginia University
Ph.D.and M.S.Syracuse University, Syracuse, New York
M.S. and B.S. Bogazici University, Istanbul, Turkey

Yogita Bajpai
M.Sc. (Computer Science), FICCT
U.S.A.Email:
yogita@computerresearch.org

Dr. T. David A. Forbes
Associate Professor and Range Nutritionist
Ph.D. Edinburgh University - Animal Nutrition
M.S. Aberdeen University - Animal Nutrition
B.A. University of Dublin- Zoology

Dr. Wenying Feng
Professor, Department of Computing & Information Systems
Department of Mathematics
Trent University, Peterborough,
ON Canada K9J 7B8

Dr. Thomas Wischgoll
Computer Science and Engineering,
Wright State University, Dayton, Ohio
B.S., M.S., Ph.D.
(University of Kaiserslautern)

Dr. Abdurrahman Arslanyilmaz
Computer Science & Information Systems Department
Youngstown State University
Ph.D., Texas A&M University
University of Missouri, Columbia
Gazi University, Turkey

Dr. Xiaohong He
Professor of International Business
University of Quinnipiac
BS, Jilin Institute of Technology; MA, MS, PhD,. (University of Texas-Dallas)

Burcin Becerik-Gerber
University of Southern California
Ph.D. in Civil Engineering
DDes from Harvard University
M.S. from University of California, Berkeley & Istanbul University

Dr. Bart Lambrecht
Director of Research in Accounting and FinanceProfessor of Finance
Lancaster University Management School
BA (Antwerp); MPhil, MA, PhD (Cambridge)

Dr. Carlos García Pont
Associate Professor of Marketing
IESE Business School, University of Navarra
Doctor of Philosophy (Management), Massachusetts Institute of Technology (MIT)
Master in Business Administration, IESE, University of Navarra
Degree in Industrial Engineering, Universitat Politècnica de Catalunya

Dr. Fotini Labropulu
Mathematics - Luther College
University of ReginaPh.D., M.Sc. in Mathematics
B.A. (Honors) in Mathematics
University of Windso

Dr. Lynn Lim
Reader in Business and Marketing
Roehampton University, London
BCom, PGDip, MBA (Distinction), PhD, FHEA

Dr. Mihaly Mezei
ASSOCIATE PROFESSOR
Department of Structural and Chemical Biology, Mount Sinai School of Medical Center
Ph.D., Etvs Lornd University
Postdoctoral Training,
New York University

Dr. Söhnke M. Bartram
Department of Accounting and FinanceLancaster University Management SchoolPh.D. (WHU Koblenz)
MBA/BBA (University of Saarbrücken)

Dr. Miguel Angel Ariño
Professor of Decision Sciences
IESE Business School
Barcelona, Spain (Universidad de Navarra)
CEIBS (China Europe International Business School).
Beijing, Shanghai and Shenzhen
Ph.D. in Mathematics
University of Barcelona
BA in Mathematics (Licenciatura)
University of Barcelona

Philip G. Moscoso
Technology and Operations Management
IESE Business School, University of Navarra
Ph.D in Industrial Engineering and Management, ETH Zurich
M.Sc. in Chemical Engineering, ETH Zurich

Dr. Sanjay Dixit, M.D.
Director, EP Laboratories, Philadelphia VA Medical Center
Cardiovascular Medicine - Cardiac Arrhythmia
Univ of Penn School of Medicine

Dr. Han-Xiang Deng
MD., Ph.D
Associate Professor and Research Department Division of Neuromuscular Medicine
Davee Department of Neurology and Clinical NeuroscienceNorthwestern University Feinberg School of Medicine

Dr. Pina C. Sanelli
Associate Professor of Public Health
Weill Cornell Medical College
Associate Attending Radiologist
NewYork-Presbyterian Hospital
MRI, MRA, CT, and CTA
Neuroradiology and Diagnostic Radiology
M.D., State University of New York at Buffalo,School of Medicine and Biomedical Sciences

Dr. Roberto Sanchez
Associate Professor
Department of Structural and Chemical Biology
Mount Sinai School of Medicine
Ph.D., The Rockefeller University

Dr. Wen-Yih Sun
Professor of Earth and Atmospheric SciencesPurdue University Director National Center for Typhoon and Flooding Research, Taiwan University Chair Professor Department of Atmospheric Sciences, National Central University, Chung-Li, TaiwanUniversity Chair Professor Institute of Environmental Engineering, National Chiao Tung University, Hsin-chu, Taiwan.Ph.D., MS The University of Chicago, Geophysical Sciences
BS National Taiwan University, Atmospheric Sciences
Associate Professor of Radiology

Dr. Michael R. Rudnick
M.D., FACP
Associate Professor of Medicine
Chief, Renal Electrolyte and Hypertension Division (PMC)
Penn Medicine, University of Pennsylvania
Presbyterian Medical Center, Philadelphia
Nephrology and Internal Medicine
Certified by the American Board of Internal Medicine

Dr. Bassey Benjamin Esu
B.Sc. Marketing; MBA Marketing; Ph.D Marketing
Lecturer, Department of Marketing, University of Calabar
Tourism Consultant, Cross River State Tourism Development Department
Co-ordinator , Sustainable Tourism Initiative, Calabar, Nigeria

Dr. Aziz M. Barbar, Ph.D.
IEEE Senior Member
Chairperson, Department of Computer Science
AUST - American University of Science & Technology
Alfred Naccash Avenue – Ashrafieh

President Editor (HON.)

Dr. George Perry, (Neuroscientist)
Dean and Professor, College of Sciences
Denham Harman Research Award (American Aging Association)
ISI Highly Cited Researcher, Iberoamerican Molecular Biology Organization
AAAS Fellow, Correspondent Member of Spanish Royal Academy of Sciences
University of Texas at San Antonio
Postdoctoral Fellow (Department of Cell Biology)
Baylor College of Medicine
Houston, Texas, United States

Chief Author (HON.)

Dr. R.K. Dixit
M.Sc., Ph.D., FICCT
Chief Author, India
Email: authorind@computerresearch.org

Dean & Editor-in-Chief (HON.)

Vivek Dubey(HON.)
MS (Industrial Engineering),
MS (Mechanical Engineering)
University of Wisconsin, FICCT
Editor-in-Chief, USA
editorusa@computerresearch.org

Sangita Dixit
M.Sc., FICCT
Dean & Chancellor (Asia Pacific)
deanind@computerresearch.org

Suyash Dixit
(B.E., Computer Science Engineering), FICCTT
President, Web Administration and
Development , CEO at IOSRD
COO at GAOR & OSS

Er. Suyog Dixit
(M. Tech), BE (HONS. in CSE), FICCT
SAP Certified Consultant
CEO at IOSRD, GAOR & OSS
Technical Dean, Global Journals Inc. (US)
Website: www.suyogdixit.com
Email:suyog@suyogdixit.com

Pritesh Rajvaidya
(MS) Computer Science Department
California State University
BE (Computer Science), FICCT
Technical Dean, USA
Email: pritesh@computerresearch.org

Luis Galárraga
J!Research Project Leader
Saarbrücken, Germany

Contents of the Volume

i. Copyright Notice
ii. Editorial Board Members
iii. Chief Author and Dean
iv. Table of Contents
v. From the Chief Editor's Desk
vi. Research and Review Papers

1. An Integrated Remote Sensing and Gis Approach in Monitoring Spatial Expansion of Federal University of Technology Akure Nigeria. *1-8*
2. The Performance Evaluation on the Electronic Medical Records Project of the Health-Care Systems: A Case Study from the National Audit Office of the Republic of China, Taiwan. *9-16*
3. Modeling, Simulation and Experimental Study of Soot Combustion Process. *17-22*
4. Improvement of Systematic Process in Pharmaceutical Industry Applying Green Productivity on. *23-28*

vii. Auxiliary Memberships
viii. Process of Submission of Research Paper
ix. Preferred Author Guidelines
x. Index

Global Journal of Science Frontier Research: E
Interdiciplinary
Volume 14 Issue 1 Version 1.0 Year 2014
Type : Double Blind Peer Reviewed International Research Journal
Publisher: Global Journals Inc. (USA)
Online ISSN: 2249-4626 & Print ISSN: 0975-5896

An Integrated Remote Sensing and Gis Approach in Monitoring Spatial Expansion of Federal University of Technology Akure Nigeria

By Dr. Michael Ajide Oyinloye & Olisa Babatope Sunday

Federal University of Technology, Nigeria

Abstract- In this study, a maximum likelihood supervised classification and post – classification change detection techniques were applied to Land Sat images acquired in 1986, 2002 and 2012 respectively to map Federal University of Technology (FUTA), Akure changes in Ondo state, Nigeria. The study employed surpervised digital image classification method using ILWIS 3.2, Arcview 3.1 GIS software and classified the Landuse into Built-up Area, Bareland, Dense forest, Exposed soils, Gallery Forest, Light Forest, Forest Reserve and Rock out crops. The results obtained shows that the Built-up area has been growing rapidly for the periods (1986-2012). The result also shows increase in the Bareland and Rock-outcrop between 2002 and 2012 while dense forest, forest reserves, Gallery forest and light forest decreased rapidly for the period (1986-2012). Adopting exponential growth formulae, the rate of change for projecting spatial expansion and landuse types and project the growth and landuse of Federal University of Technology (FUTA), Akure to year 2032. These results could help the city planners and policy makers to attain and sustain future urban and institutional development.

Keywords: futa; landcover; change detection; exponential growth; remote sensing; gis.

GJSFR-E Classification : FOR Code: 291003

ANINTEGRATEDREMOTESENSINGANDGISAPPROAHINMONITORINGSPATIALXPANSIONOFFEDERALUNIVERSITYOFTECHNOLOGYAKURENIGERIA

Strictly as per the compliance and regulations of :

© 2014. Dr. Michael Ajide Oyinloye & Olisa Babatope Sunday. This is a research/review paper, distributed under the terms of the Creative Commons Attribution-Noncommercial 3.0 Unported License http://creativecommons.org/licenses/by-nc/3.0/), permitting all non commercial use, distribution, and reproduction in any medium, provided the original work is properly cited.

An Integrated Remote Sensing and Gis Approach in Monitoring Spatial Expansion of Federal University of Technology Akure Nigeria

Dr. Michael Ajide Oyinloye [α] & Olisa Babatope Sunday [σ]

Abstract- In this study, a maximum likelihood supervised classification and post – classification change detection techniques were applied to Land Sat images acquired in 1986, 2002 and 2012 respectively to map Federal University of Technology (FUTA), Akure changes in Ondo state, Nigeria. The study employed surpervised digital image classification method using ILWIS 3.2, Arcview 3.1 GIS software and classified the Landuse into Built-up Area, Bareland, Dense forest, Exposed soils, Gallery Forest, Light Forest, Forest Reserve and Rock out crops. The results obtained shows that the Built-up area has been growing rapidly for the periods (1986-2012). The result also shows increase in the Bareland and Rock-outcrop between 2002 and 2012 while dense forest, forest reserves, Gallery forest and light forest decreased rapidly for the period (1986-2012). Adopting exponential growth formulae, the rate of change for projecting spatial expansion and landuse types and project the growth and landuse of Federal University of Technology (FUTA), Akure to year 2032. These results could help the city planners and policy makers to attain and sustain future urban and institutional development.

Keywords: futa; landcover; change detection; exponential growth; remote sensing; gis.

Biographical notes: Michael Ajide Oyinloye is a Senior Lecturer in the Department of Urban and Regional Planning, Federal University of Technology, Akure, Nigeria. He received his BSc. In Geography from the University of Ilorin, MSc in Geography and Planning from the University of Lagos, with specialization in Geography and Remote Sensing, MSc. Geographical Information System (GIS) from the University of Ibadan and PhD in Urban and Regional Planning from the Federal University of Technology, Akure. He is a registered member of Nigerian Institute of Town Planners (NITP) and Africa Association of Remote Sensing of Environment (AARSE).

Olisa, Babatope Sunday received his Postgraduate Diploma Certificate in Urban and Regional Planning from Federal University of Technology, Akure, Nigeria. He also has a PGD certificate in Maritime 'Ports and Shipping Management' from the Nigerian Institute of Transport Technology, Zaria. He specializes in Urban designs using Geographic Information System (GIS) tools.

Author α σ: Department of Urban and Regional Planning, School of Environmental Technology, Federal University of Technology Akure, Nigeria. e-mails: micnicjide@yahoo.com, olisaspot@yahoo.com, olisab4@yahoo.com

I. Introduction

Land cover is the combination of vegetation, soil, rock, water and human-made structures, which make up the earth's landscape, influencing the exchange of energy and matter in the climatic system and biogeochemical cycles (Chen et al., 1998). Land cover change is significant to a range of themes and issues central to the study of global environmental change has an important influence on hydrology, climate, global biogeochemical cycles and human activities (Flamm et al, 1991; Flamm, 1992; Kirchhof, 1995). These diverse roles have been recognized in a large number of research publications and international conferences, symposia, and workshops devoted to the subject over the past few years (e.g America Institute of Biological Sciences, 1994; Thom, 1994; Meyer and Turner 1994) as well as the United Nations' Agenda 21 (UNCED, 1992).

Land cover pattern of an area is an outcome of natural and socio–economic factors and their utilization by man in time and space. Information on spatial expansion/land cover (natural landscapes) and possibilities for their optimal use is essential for the selection, planning and implementation of land use schemes to meet the increasing demands for basic human needs and welfare. (Zubair, 2006). This information also assists in monitoring the dynamics of land use resulting out of changing demands of increasing population. It is actually a fact, that rapid urbanization brings opportunities for new urban (land use) developments (Oyinloye, 2010).

Several studies have been conducted with the integration of remote sensing and geographic information systems to analyze and monitor land cover changes. Musaoglu, et al, (2002) merged the remotely sensed data with geocoded information. This was achieved by first classifying the images, applying 5*5 neighbor hood functions, then transforming the results into vector layers. The layers were imported into GIS environment for area analysis.

Similarly, Zhi-Yong Yin, et al (2005) used image processing and analysis in a GIS environment to access spatial changes in urban land use pattern and population distribution. Here, unsupervised classification

Global Journal of Science Frontier Research (E) Volume XIV Issue I Version I Year 2014

© 2014 Global Journals Inc. (US)

was used to classify the image into land use classes. With census data in a GIS, census polygon was constructed into various sets of units, and then comparison made with the classified image population in surface areas. In his studies carried out by 2004 in Shaoxing City in China using satellite imageries for the year 1984, 1997 and 2000, in which one of the goals of the study was to produce a landuse map of shaoxing city and its surroundings, the result shows that there are undoubtedly a lot of changes that occurred between 1984 and 1997 when compared with those of 2000, due to sufficient time gap. From the study, it was observed that residential area development was mainly at the expense of agriculture land use.

In the West African forest region, cities developed among the Yoruba, Fulani, and Hausa people as well as in the Ashanti and Benin kingdom. As well as being commercial and political centers they worked as spiritual centers. The Nigerian city of Lagos had 665000 inhabitants in 1963 (Rakodi, 1997) and 8.7 million in 2000 is expected to become the worlds' 11th biggest city by 2015 with 16 million inhabitants (UN, 2002). The urbanization of most of Africa countries is moving fast forward, especially south of the Sahara. As a country develops from primarily an agricultural to an industrial economy, large-scale migration of rural residents to towns and cities takes place.

In Federal University of Technology Akure, speedy urbanization took place in the last two decades due to population growth of students and staff which has been attributable to the increase in population of the host city of Akure and catchment areas and is still going on (Olisa, 2012). Spatial developments are no longer following a controlled and sustainable pattern due to lack of development plans. Meanwhile, the pressure of horizontal expansion that had started for years has continued to increase till this period in Federal University of technology Akure and its environs. This could sometimes be seen as socio-physical developments which consequently have effects on the natural landscapes. While these social issues affect the study area, their impact on vegetation distribution and composition are harder to estimate. The extent of this development is however deemed to be monitored in order to guide decision makers on the distribution of facilities/infrastructures and also to ensure that the growth is compatible with the concept that embraces Environmental Sustainability.

The aim of this paper therefore is to use the application of remote sensing and GIS approach to monitoring spatial expansion of Federal University of Technology, Akure with a view to determining the pattern of landuse/ landcover changes and its implications on the study area. The objectives are to;

i. identification of various landcover and landuse classes in remotely sensed data sources;
ii. determine the spatial extent and the impact urban growth on the rural surroundings.
iii. examine the major determinants of spatial expansion and land use types and the rate of urban growth in FUTA and its surrounding areas; and
iv. examine relationship between urban (population) growth and spatial expansion / landuse type.
v. adopt the exponential growth formulae;

Af = Ab(1+%/100) f-b, (where A is the future, b is the base year and % is the rate of change for projecting urban expansion and landuse type) to project the growth and landcover change of the study area to year 2032.

II. Study Area: Futa and Environs

Akure is the host town of the study area 'Federal University of Technology, Akure (FUTA)' a protected academic area. It is geographically geo-referenced on coordinate lines of 734393E, 808614N on the western flank and 737291E, 806714N on the Eastern flank of meridians. Down to the south is Aule Community; up in its north is Ipinsa Community Lands interpose by Akure-Ilesa Express way, on the west Ilara and Ibule settlements while to the east is southern part of Akure Metropolis in Akure South Local Government Area in Ondo State, Nigeria; all these areas are made up of FUTA environs (see Figures 1 and 2).



Figure 1 : High Resolution of FUTA showing Landuse/ cover of the Study Area

Source : http:www@googleearth.com

© 2014 Global Journals Inc. (US)



Figure 2 : Satellite Imagery of FUTA and Its Environment Source: *http:www@googleearth.com*

III. Data Acquisition and Method

As a pre-processing step for both 1986 Thematic Mapper, 2002 Landsat ETM+ and 2012 Quick bird on Time Series images were geometrically corrected and ground control points obtained through intensive ground surveys permitted the co-registration of all images to a Universal Transverse Mercator (UTM). The satellite images: the Thematic Mapper (TM) of 1986, the Enhanced Thematic Mapper of 2002 (ETM^{+}) and Quick Bird of 2012 were made to pass through process of image enhancement, geo referencing, resampling, image classification and digitizing.

Moreover, in order to produce landuse/land cover maps of 1986, 2002 and 2012, maximum likelihood supervised classification was performed on reflective bands (bands 4, 5 and 7) into the following 8 landuse/landcover classes; Urban (Built-up), Dense Forest, Bareland/Cultivation, Exposed Soil, Forest Reserve, Gallery Forest, Light Forest and Rock Outcrop. Information collected during the field surveys combined with the digital topographic map was used to assess the accuracy of the classification.

IV. Results and Discussions

Figures 3, 4 and 5 showed the results of the various processing itemized for the Landsat TM and Enhanced Thematic Mapping (ETM^{+}) data sets. Also, tables 1, 2 and 3 showed the statistical results of the classification of the data set.

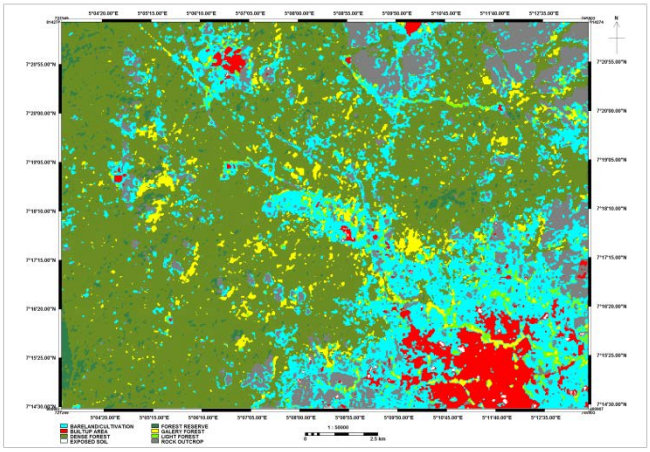

Figure 3 : Classified Landuse Landcover Change Map of FUTA and Its Environs in 1986

Table 1 : Statistical Result of Landuse Landcover Map of FUTA and Its Environs in 1986

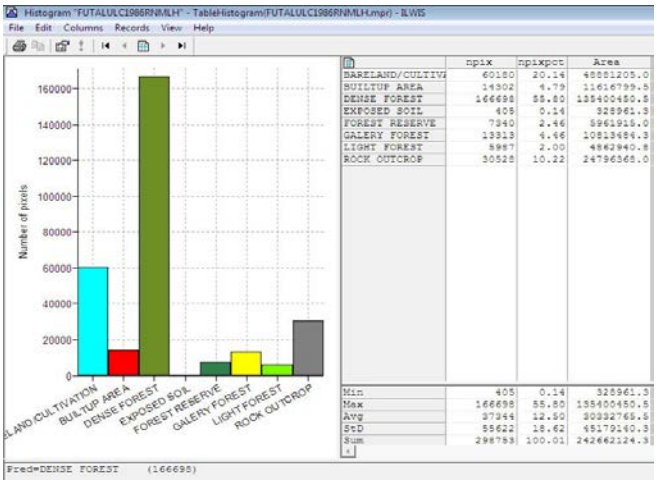

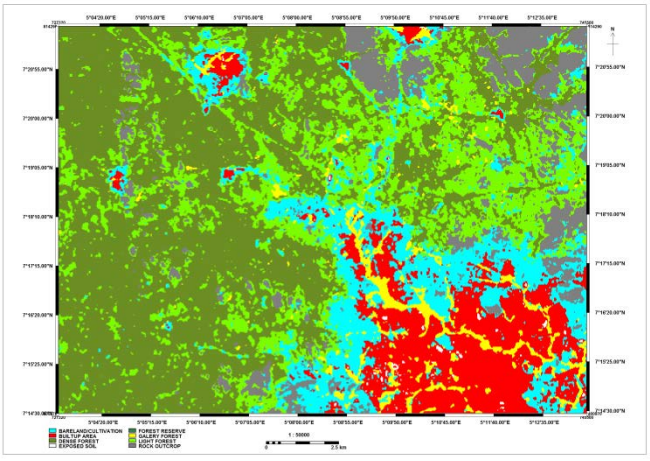

Figure 4 : Classified Landuse Landcover Change Map of FUTA and Its Environs in 2002

© 2014 Global Journals Inc. (US)

Table 2 : Statistical Result of Classified Landuse Landcover change map of FUTA and Its Environs in 2002

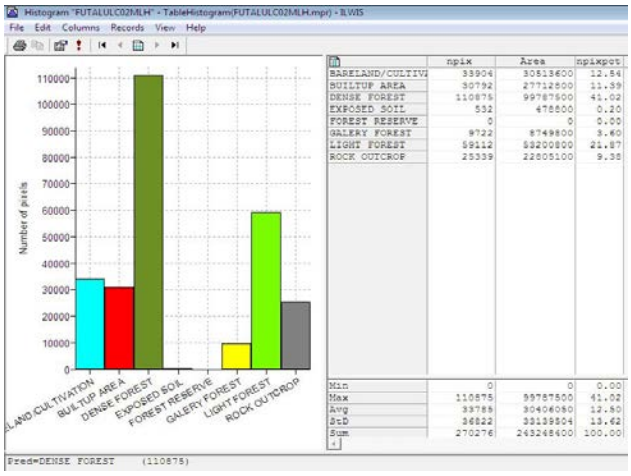

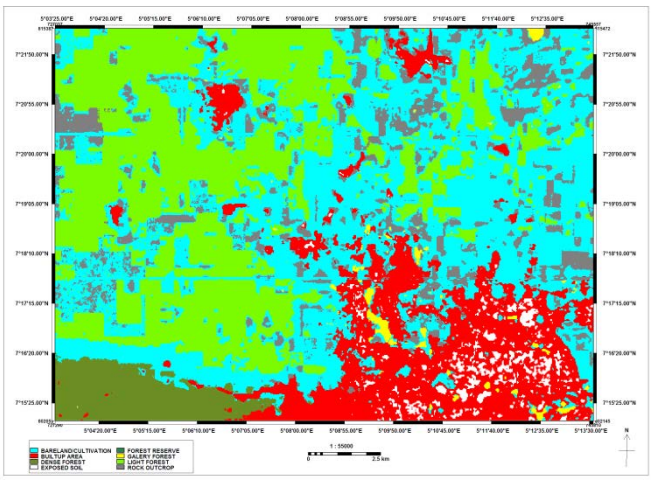

Figure 5 : Classified Landuse Landcover Change Map of FUTA and Its Environs in 2012

Table 3 : Statistical Result of Classified Landuse Landcover Change map of FUTA and Its Environs in 2012

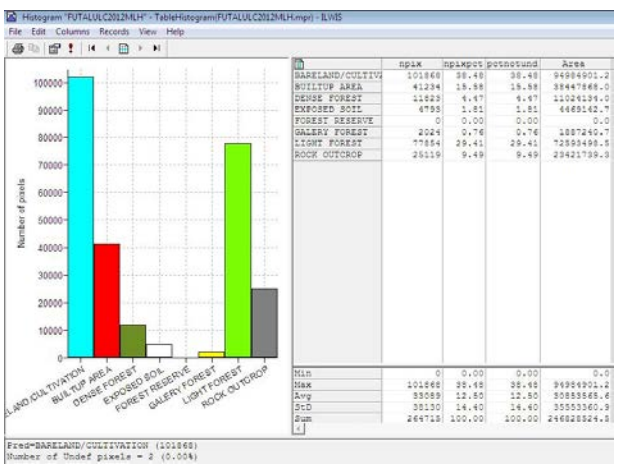

A supervised classification was performed on reflective bands (bands 4, 5 and 7) into the following 8 landuse/landcover classes; Urban (Built-up), Dense Forest, Bareland/Cultivation, Exposed Soil, Forest Reserve, Gallery Forest, Light Forest and Rock Outcrop. The classification results of Figures 3, 4 and 5 however showed remarkable differences as evidenced on Tables 1, 2 and 3. On comparing the figure 3 and table 1 it was observed that densed forest covers the largest land area of 13,540 hectares (55%) of the total land area of study. Bare land/Cultivation covers 4888.125 hectares (20%), while, built-up area was 1161.67995 hectares (4.79%) of the total land area of study in 1986. This information reveals that people had not tampered with vegetative covers in terms of agricultural landscapes and natural vegetation. Construction/land use development was bare minimum.

Figure 4 and table 2 shows that almost all classes are changing to one another but more significantly to built-up, light forest and bareland/cultivation followed by exposed soil. Forest reserve disappeared in after 16 years, having lost to light forest which has landcover increase of 457.07 hectares to compare to 1986 land cover figures. Bare land/Cultivation class has a short fall of 1836.76 hectares, while, built-up area class increased in landuse size to 2771.28 hectares (11.39%). This result indicates that green covers are gradually disappearing thus posing threat to biodiversity in 2002.

In 2012 expansive Built-Up area is more pronounced than what it was in 2002. Though, forest reserve had disappeared but light forest keeps increasing as dense forest is rapidly losing to light forest. In figure 5 and table 3, dense forest had decreased to 1102.41 hectares (4.47%), light forest 7259.35 hectares (29.41%), Bare land/Cultivation had increased to 9498.49 hectares (38.48%). This has been attributed to government intervention on campaign for agricultural practices such as Fadama programmes, campaign for tree planting across the world and particularly in Nigeria. Between 2002 and 2012, dense forest lost 88.96% of its land cover to light forest.

a) Percentage Ratio of Landuse/Landcovers of the Study Area

In order to determine the percentage ratio of the land use land cover of the area of study, all the 8 classes are grouped into two class categories. Built-up area, Exposed soil and Rock Outcrops are categorized as Landuse, while Bareland/Cultivation, dense forest, Forest reserved, gallery forest and Light forest are categorized as land covers.

Comparing the landcover areas to the landuse area ratio in percentage for each year 1986, 2002 and 2012 as shown in figure 6, it appears that large percentage of the area of study is still covered with green vegetation. As can be expected, the percentage of the forest cover declines with drier conditions and differences are quite obvious.

© 2014 Global Journals Inc. (US)

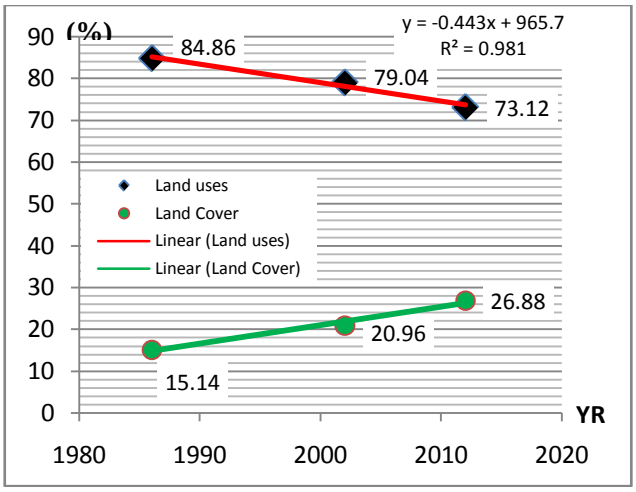

Figure 6 : Comparing the landcover areas to the landuse area ratio in percentage for 1986, 2002 and 2012

Hence, from figure 6, in 1986, 84.86 percent of the study area are forested in its tropical monsoon; in 2002, the vegetative area declines to 79.04 percent still in its tropical monsoon, while, in the year 2012, 73.12 percent is recorded for vegetation covers. In other word, the vegetation areas are becoming dry zones together as existed canopy and dense forests had gradually lost to Light and gallery forests. It is of note that light and gallery forest are also giving way for construction and other human activities while reclaiming land areas as substitutes from reserved and dense forest. The figure 6 indicates that as land cover decreases in percentage, landuse increases annually at 0.5% growth rate, implying an annual increase of 123.41 hectares of land gain to various urban landuse developments.

From the figure 7, the exponential function of Spatial (Built-Up) areas of the study area gives the following equation: Y=1E-16e0.0225x and R^2=0.9952

Within the 1986-2002, the increase in spatial expansion was 1425.45ha. (14254.5sqkm) that is 39% increase; the increase was 1534.2ha (15342.0sqkm) that is 30% landuse increase between 2002 and 2012. The percentage fall in this increase has been attributed to campaign on trees planting and promotion of agricultural production programmes such as FADAMA and landscape developmental crusade in Nigeria.

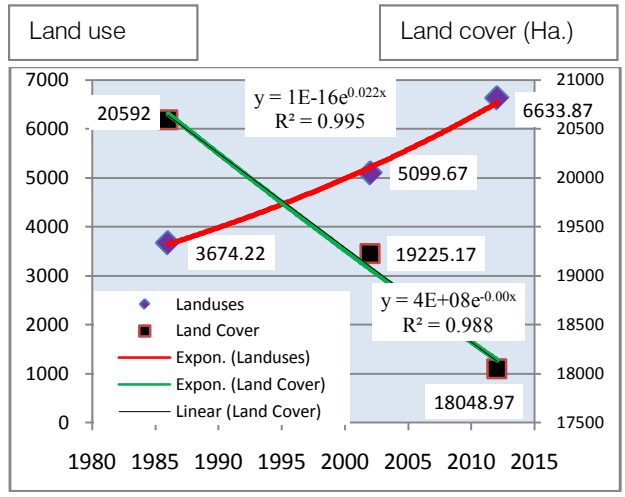

Figure 7: Exponential Function of Built-Up Areas of the study area from 1986 to 2012

b) Change Matrix

Change Matrix involves coding and assigning each landuse land cover type, overlay each other and subtract initial year landuse land cover data from land value of absolute year. Ko Ko Lwin, (1996).

i. *Change Matrix from 1986 to 2012*

An important aspect of change detection is to determine what is actually changing to what, that is, which landuse is changing to the other. Location of change can be accessed from the overlay map whereby both year of study's image were overlaid to see what has changed. Change matrix is a useful tool to vividly express the changes of a particular class and in what class the change absorption is taking place (Ko Ko Lwin, 1996).

As shown Figure 5 almost all classes are changing to one another but more significantly to built-up, followed by light forest and Bareland/Cultivation.

Table 4 : Coded Landuse Land cover type in two classification images

1986 classified Image	Code	2012 Classified Image	Code
Bareland/Cultivation	20	Bareland/Cultivation	39
Built-Up Area (Landuses)	5	Built-Up Area (Landuses)	16
Dense Forest	56	Dense Forest	5
Exposed Soil	0	Exposed Soil	2
Forest Reserve	3	Forest Reserve	0
Gallery Forest	5	Gallery Forest	1
Light Forest	2	Light Forest	29
Rock Outcrop	10	Rock Outcrop	10

The output values are between -55 to 56 according to their change categories are shown in table 4.

© 2014 Global Journals Inc. (US)

Table 5 : Change Matrix from 1986 to 2012

YEAR	2012 LAND USE LAND COVER CHANGE MAP								
	CLASS	Bareland/ Cultivation	Built-Up Area (Landuses)	Dense Forest	Exposed Soil	Forest Reserve	Gallery Forest	Light Forest	Rock Outcrop
1986 LANDUSE LAND COVER CHANGE MAP	Bareland/ Cultivation	19	-4	-15	-18	20	-19	9	-10
	Built-Up Area (Landuses)	34	11	0	-3	5	-4	24	-5
	Dense Forest	-17	40	51	-54	56	-55	-27	-46
	Exposed Soil	39	16	5	2	0	-1	29	10
	Forest Reserve	36	13	2	-1	3	-2	26	-7
	Gallery Forest	34	11	0	-3	5	-4	24	-5
	Light Forest	-37	14	3	0	2	-1	27	8
	Rock Outcrop	29	6	-5	-8	10	-9	19	0

Note : the minus (-) signs indicate cell where class changes has taken place to another class type while positive sign indicates no change events.

The change categories are as follow,

1. Forest reserve reductions are: (Reserve forest to Light forest, Bareland/Cultivation, Built-up area)
2. forested Area (Dense forest to light Forest, Bareland/Cultivation to Forest)
3. Change to light forest (Every land cover type changed to light forest except gallery forest)
4. Change to Gallery forest (No land Cover type change to gallery forest but losing to built-up area)
5. Change to Bareland/cultivation (Every land cover type changed to Bareland/cultivation except densed forest)
6. Change to Built-up area (Urban) (Every land cover type changed to built-up area except Bareland/cultivation)
7. Change to Exposed soil (No land type changed to exposed soil except light forest)
8. Change to Rock Outcrop (No land type changed to exposed soil except light forest)

For each sample, a change matrix has been produced from the interdependent interpretation of two satellite images; the historical image acquired in year 1986 and the recent one acquired this year 2012.

The table below shows spatial prediction of 20 years taking cognizance of the exponential functions. Recalling the formulae:

$$Af = Ab\ (1+\%/100)\ f\text{-}b).$$

Table 6 : Exponential prediction of land use land cover change for 20 years

CLASS	Area HaY0	Grow Perc	AreaHaY20 2032	Comments/Remarks
Bareland/ Cultivation	9498.49	21.13	49639.11	40140.62 hectares gain from dense forest, light forest and Gallery forest
Built-Up Area (Landuses)	3844.79	3.83	6789.90	2945.11hectares gain precisely from Bareland/ Cultivation class
Dense Forest	1102.41	-8.89	-3062.50	Dense forest has completely lost to light, then to Bareland/Cultivation with negative sign equivalent to nothing but zero.
Exposed Soil	446.91	83.34	7896.00	7449.09hectares of land has been exposed due to construction, quarry, mining and other physical developments
Forest Reserve	0	0	0	Zero forest reserved is experienced.
Gallery Forest	188.72	7.84	-484.63	There is tendency that the gallery forest would have totally given way for Cultivation /farming activities like FADAMA Projects.
Light Forest	7259.35	3.65	7260.35	Light forest almost disappearing.
Rock Outcrop	2342.17	0.27	2468.65	Rock Outcrop remains slightly unchanged due to low rate of industrial exploitation and mining.

© 2014 Global Journals Inc. (US)

Where:

- Column AreaHaY0 contains the areas in hectares for each land use/land cover class in year 0.
- Column GrowPerc contains growth rates per year.
- Column AreaHaY20 contains the areas of the land use/land cover classes after 20 years

V. Implications of Spatial Expansion in Federal University of Technology (Futa), Akure

Indeed, between the period of 2002 and 2012, there has been rapid increment in the spatial expansion of the study area compared to the period between 1986 and 2002. There is a possibility of continual increment in this area over the next 20year. This may therefore suggest that land covers are continually disappearing in the study area. This would have impacts on a wide range of environmental and landscape attributes including the quality of water, land and air resources, ecosystem processes and function, and the climate system itself through greenhouse gas fluxes and surface albedo effects (Goodchild (2002). Continuous global warming and destruction of bio-diversities in the ecosystem will definitely become the order of the day.

There have been several house owners who have converted their residential units to student hostels without considering regular space standards. Open space and setbacks to road have been considered good areas to build more hostels and commercial shops. The result of this is upsurge of urban slum around a protected academic area.

There is likely going to be over crowdedness brought by compactness in and around FUTA come year 2032. This situation will have negative implications in the area because of the associated problems of complexity of urban land use such as crowdedness like crime, poor housing, poor socio-economy and easy spread of diseases. Surrounding areas of FUTA will contain the poorest segment of the urban population, notably first generation immigrants living in the lowest housing conditions.

VI. Conclusions

This paper employed the use of remote sensing, Geographic Information System and Spatial Statistics in monitoring spatial expansion of Federal University of Akure (FUTA). Attempt was made to capture as accurate as possible eight land use/ land cover classes as they change through time, the eight classes were distinctly produced for each study year but with more emphasis on built-up land as it is a combination of anthropogenic activities that make up this class; and indeed, it is one that affects the other classes. In achieving this, Land Consumption Rate, Land Absorption Coefficient and Change Matrix were introduced into the work.

However, the result of the work shows a rapid growth in built-up land between 1986 and 2002 while the periods between 2002 and 2012 also witnessed a reduction in this class. After the initial reduction in farm land between 1986 and 2002, the study area has witnessed a steady growth of land use development culminating to great decrease in farmlands, forest reserve and dense forest. In 2012, the result showed that there was great loss of agricultural lands, and it may continue in this trend in 2012 to 2032 all things being equal. Therefore in order to enhance the functionality of the institution and to reduce its social problems, the following recommendations should be given attention- there is need to encourage urban agriculture to create a sustainable environment, maintain quality of environment, create employment, and provide much food and aesthetics to serve as additional economic nutritional base. It becomes imperative for the institution and Federal government to make sure that farming and urban agriculture are encouraged since this will lead to food security and more importantly, it will be a source of revenue to the institution. Forest land has been steady in reduction between 1986 and 2002, thus signifying a desirable change and indeed; if this moderate change reduction in forest land observed in-between 1986 and 2002 is upheld to be for next 20 years, effects of global warming on our environment will be negligible. Securing plan approval will reduce uncoordinated building arrangement in our environment and reduce slums. Emerging development taking place around Federal University of Technology Akure 'a protected academic environment' can be checked with this measure. There is need to generate digital database for landuse/landcover spatial change. Geographic information on spatial change and other geographic data can be stored and accessed for policy decision making. This will serve as a brain box for policy makers not only in physical and urban planning but for other professions.

References Références Referencias

1. Alphan, H., (2003): "Land use change and urbanization in Adana, Turkey", *Land degradation and Development.* 14, app 575–586.
2. America institute of biological sciences, 1994. Global Impact of Land-Cover Changes. Bioscience 44(5), Special issue.
3. Bhagawat Rimal, (2011): *Application of Remote Sensing and GIS: Land use/land cover change in Kathmandu Metropolitan City, Nepal. Journal of theoretical and applied information Technology,* Faculty of earth science and environmental management Institute of geography, university of Wroclaw. © 2005 - 2011.
4. Chen et al, (1998): Land *Cover Change Detection By distance classifying for Multi temporal for LandSat TM Data;* International Archives of Photogrammetry

© 2014 Global Journals Inc. (US)

and Remote Sensing. Vol XXXII, part 7, Band pest, 1998 pp 399-405

5. Flamm et al, (1991): Land use Patterns: *Implications for long term Sustainable Development and Environmental Vitality;* A conceptual models. International Association of Landscape Ecology, Ottawa, Canada, July 20-25, 1991.
6. Flamm, (1992) : Simulating the Socioeconomic Impacts of Landuse on Landscape: International Association of Landscape Ecology Annual meeting, Corvallis Oregon, April 1992
7. Jensen (1995): *Integration of geographic information systems and remote sensing* edited by Jeffrey L. Star, John E. Estes, Kenneth Christian McGwire.
8. John R. Jensen, Dave Cowen, Sunil Narumalani, and Joanne Halls (1995): *Principal of Change Detection Using Digital remote sensor Data) Integration of Geographic Information System and Remote Sensing*, Edited by Jeffrey L. Star, John, E. Estes, Kenneth C. McGwire. Cambridge University Press.
9. Keith C. Clarke, Sara L. McLafferty, and Barbara J. Tempalski (1996); *Epidemiology and Geographic Information Systems:* A Review and Discussion of Future Directions: Hunter College-CUNY, New York, New York, USA
10. Kerry, R. and Oliver, M. A. (2007) *The Analysis of ranked observations of soil structure using indicator geostatistics. Geoderma* 140:397-416.
11. Kirchhof, 1995: *Monitoring of Tropical Rain Forest in East Kalimantan, Indonesia- a vital tool for sustainable land use management*. DLRN-Nachrichten (ISSN o937-0420), no 77, Feb. 1995,pp.24-29
12. Kolwin,(1996) Ryosuke, Ryosuke Shibasaki: *Monitoring and Analysis of Deforestation Process using Satellite Imagery and GIS (Case Study in Myanmar)* Center for Spatial Information Science, University of Tokyo.
13. Lark, R. M. and Ferguson, R. B. (2004) *Mapping risk of soil nutrient deficiency or excess by disjunctive and indicator* kriging. *Geoderma* 118:39-53.
14. Lavrov, V. N., 1997, '*Space Survey Photocameras for Cartographic Purposes,*' *Proceedings* of the Fourth International Conference on Remote Sensing for Marine and Coastal Environments, Michigan: ERIM, 7 p.
15. Meyer and turner 1994
16. Michael F. Goodchild (2002): *GIS and Spatial Statistics: One World View or Two?;* University of California, Santa Barbara.
17. Musaoglu, et al 2002: Case study of using *Remote sensing Data and GIS for Land Management*; Catalaca Region. FLGXXII International Congress USA, Washington D.C USA, April 19-26, 2002.
18. Olisa, B.S. (2012): *Integrating Spatial Statistics and Geographical Information System (GIS) In Monitoring Spatial Expansion* Federal University of Technology, Akure and its Environments. PGD Thesis Department of Urban and Regional Planning, Federal University of Technology, Akure
19. Oyinloye M.A. (2010): *Direction and Implications of Urban Growth around Akure, Nigeria:* A Geographical Information System and Remote Sensing Approach.
20. Oyinloye, M.A. (2010): *Spatial Analysis of Urban Growth in Akure, Nigeria*. PhD. Thesis, Department of Urban and Regional Planning, Federal University of Technology, Akure
21. Rakodi, Carole 1997: *The Urban Challenge in Africa: Growth and Management of Its Large Cities*. New York United Nations University, Tokyo.
22. Thom, B.G. (1994); Landuse and landcover in Australia living with global change. Land Degradation and Rehabitation, 5 (2). (special issues).
23. UNCED, (1992). Agenda 21 –Report of the United Nations Conference on Environment and Development. Rio de Janeiros, Brazil, 3-14 June 1992.
24. United Nations (UN), Population Division 2002: World Urbanization Prospects, the 2001 Revision. New York.
25. Zubair, A.O. (2006): *Change Detection in Land use and Land cover Using Remote Sensing Data and GIS (A case study of Ilorin and its environs in Kwara State.)* The Department of Geography, University of Ibadan, Nigeria.
26. Zhi-young yin, et al 2005: *Changes in Urban built-up surface and population Distribution Pattern during 1986-1999*. A case study of Cairo; Egypt. Computer, Environment and urban System 29 (2005); 595-616.

© 2014 Global Journals Inc. (US)

Global Journal of Science Frontier Research: E
Interdiciplinary
Volume 14 Issue 1 Version 1.0 Year 2014
Type : Double Blind Peer Reviewed International Research Journal
Publisher: Global Journals Inc. (USA)
Online ISSN: 2249-4626 & Print ISSN: 0975-5896

The Performance Evaluation on the Electronic Medical Records Project of the Health-Care Systems: A Case Study from the National Audit Office of the Republic of China, Taiwan

By Lucia Sun
Tamkang University, Taiwan Province of China

Abstract- Social Welfare issues are a top concern of the public and one of the most important developments of a country. Many nations have shared their experiences in regards of Social Welfare, and for the first time I would like to share the Public Health Care system audit of the Republic of China, Taiwan, with emphasis on the importance of auditing.

INTOSAI has stated many times that maintaining and preserving a national health care system, and therefore the health of the individual, is one of the fundamental tasks for the public sector. Health is a non-material asset which is not amenable to quantification. However, in order to preserve national health systems they require significant investment of public resources.

In March 27-31 2000, INTOSAI held the 14th UN/INTOSAI Seminar on the topic of "The Audit of Public Health-Care Systems by Supreme Audit Institutions" in Vienna and revealed the role of audits in public health-care system. In order to accomplish public health-care tasks, the state needs large amounts of taxpayer's money, so auditing the use of these funds are part of the mandate of SAI's. In recent years, medical progress has prompted dramatic increases in health-care spending, which is partly due to the growing reliance on technology in medicine.

GJSFR-E Classification : FOR Code: 111708 , 119999

THEPERFORMANCEALUATIONONTHEELECTRONICMDICALRECORDSPROJECTTHHEALTH-CARSYSTEMSACASSTUDROMTHNATIONALAUDITOFFICEOFTHREPUBLICOCHINA,TAIWAN

Strictly as per the compliance and regulations of :

© 2014. Lucia Sun. This is a research/review paper, distributed under the terms of the Creative Commons Attribution-Noncommercial 3.0 Unported License http://creativecommons.org/licenses/by-nc/3.0/), permitting all non commercial use, distribution, and reproduction in any medium, provided the original work is properly cited.

The Performance Evaluation on the Electronic Medical Records Project of the Health-Care Systems: A Case Study from the National Audit Office of the Republic of China, Taiwan

Lucia Sun

Abstract- Social Welfare issues are a top concern of the public and one of the most important developments of a country. Many nations have shared their experiences in regards of Social Welfare, and for the first time I would like to share the Public Health Care system audit of the Republic of China, Taiwan, with emphasis on the importance of auditing.

INTOSAI has stated many times that maintaining and preserving a national health care system, and therefore the health of the individual, is one of the fundamental tasks for the public sector. Health is a non-material asset which is not amenable to quantification. However, in order to preserve national health systems they require significant investment of public resources.

In March 27-31 2000, INTOSAI held the 14th UN/INTOSAI Seminar on the topic of "The Audit of Public Health-Care Systems by Supreme Audit Institutions" in Vienna and revealed the role of audits in public health-care system. In order to accomplish public health-care tasks, the state needs large amounts of taxpayer's money, so auditing the use of these funds are part of the mandate of SAI's. In recent years, medical progress has prompted dramatic increases in health-care spending, which is partly due to the growing reliance on technology in medicine. Besides, in contemporary society, the notion of health-care is not limited to the provision of medical services to the population, but extended widely into many areas, such as; patient care, preventive medicine[1], care-programs for drug addicts, social insurance (sickness insurance) and government health-care programs.

I. Introduction

a) *Development of the Public Health-Care System in Taiwan*

Taiwan's economic miracle is known to the world. One of the reasons for its success is a sound public health infrastructure, which made this economic miracle possible. The ROC's Department of Health (DOH) has a broad range of duties, including: responsibility for public health, health promotion, disease-prevention monitoring, food safety, drug administration, medical care, National Health Insurance, care for the disadvantaged, biotech research and development and international health affairs. The following is a brief introduction to the history of Taiwan's public health development.

b) *The Missionary Period (1865-1895)*

Several Western missionaries, including the earliest Dr. James Laidlaw Maxwell and the later Dr. George L. Mackay and Dr. David Landsborough came to Taiwan from foreign lands. With confidence and sincerity, they dedicated their lives to Taiwan and allowed let Western medicine to take root in this land, thereby winning the gratitude and respect of the local people. One after another they opened hospitals in Taiwan, such as the Gu Lau Hospital (now the Sin Lau Hospital) in Tainan, the Christian Hospital in Chunghwa and the Mackay Hospital in Taipei. These hospitals were the three major privately-run medical facilities in Taiwan during this period.

c) *Medical Development During the Japanese Rule (1895- 1945)*

The foundation for early medical development in Taiwan was laid mostly during the period when Japan colonized Taiwan from 1895-1945. At that time, epidemics were prevalent in Taiwan due to the damp climate and poor hygiene. The Japanese government realized that their lasting rule in Taiwan hinged on the effective control of epidemics, and therefore, attached special importance to this effort, laying a solid foundation for Taiwan's public health system, thereby improving the health of the Taiwanese people.

d) *Public Health After the Government's Relocation to Taiwan (1945-)*

Taiwan's medical facilities were seriously damaged during the Second World War and much needed to be done to fix them. As Taiwan is located in the sub-tropics, epidemics were frequent at that time, so health authorities decided to give precedence to the development of a national health system and put medical construction on the back burner. This policy served to lay a solid foundation for Taiwan's medical development in the years to follow. The major measures at that time included the wide establishment of health

Author: PhD Student of the Department of European Studies Tamkang University. e-mail: luciasun@mail.tku.edu.tw

[1] Report on the 14th UN/INTOSAI Seminar, on Government Auditing the Audit of Public Health Care System by SAI, Vienna March 27- 31, 2000, p4.

© 2014 Global Journals Inc. (US)

stations, elimination of malaria, plague and cholera, universal vaccinations, promotion of women's and children's health as well as Planned Parenthood[2] . It also promoted the construction of a health network and launched the National Health Insurance (NHI) program in 1995. Following the launch of NHI, it has gradually achieved the goal of reducing people's medical treatment burden, especially on fair medical treatment, universal health care coverage, and shortened wait times. Under this insurance system people would not be in poverty due to taking medical treatment and the nation enjoys the lowest administrative costs in the world. In 2009, for example, national health expenditures per capita each year were $ 2,186, (in the United States they were 3.6 times larger) and medical costs occupied only 6.9% of the GDP (Figure 1).

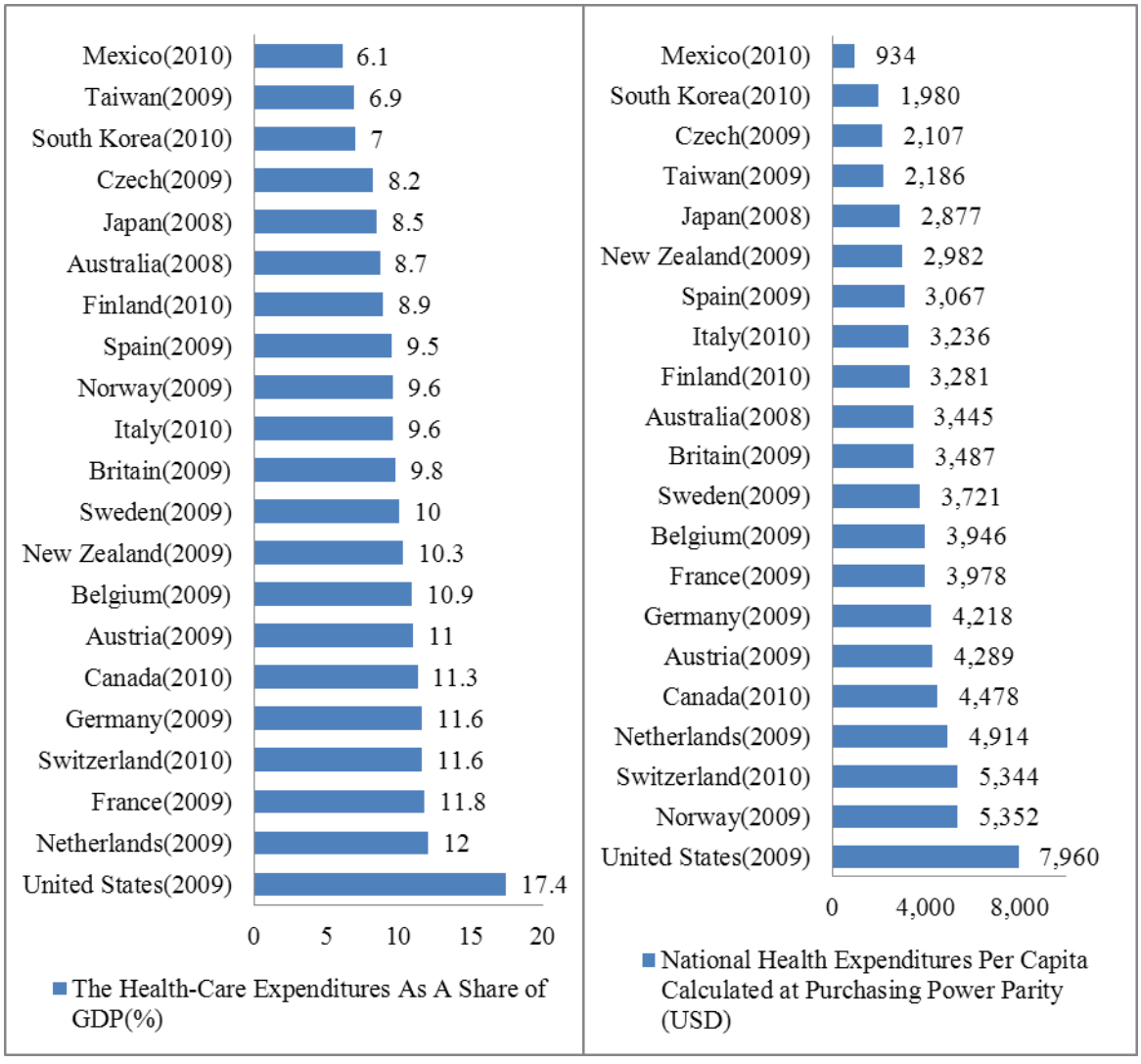

Figure 1 : Taiwan National Health Expenditures Comparing With the Major Countries, *Sources: The Bureau of National Health Insurance*

Average annual growth rate of National health expenditures was controlled at about 5.1%, which is lower than most of the major countries (Figure 2). Besides, among the 2009's top 20 brand drugs of NHI expenditure, their 2010 NHI paid drug prices are all lower than the drug prices of the major countries (Figure 3).

[2] http://www.nhi.gov.tw/English/webdata/webdata.aspx?menu=11&menu_id=290&WD_ID=290&webdata_id=1885, latest visit on May 1.

© 2014 Global Journals Inc. (US)

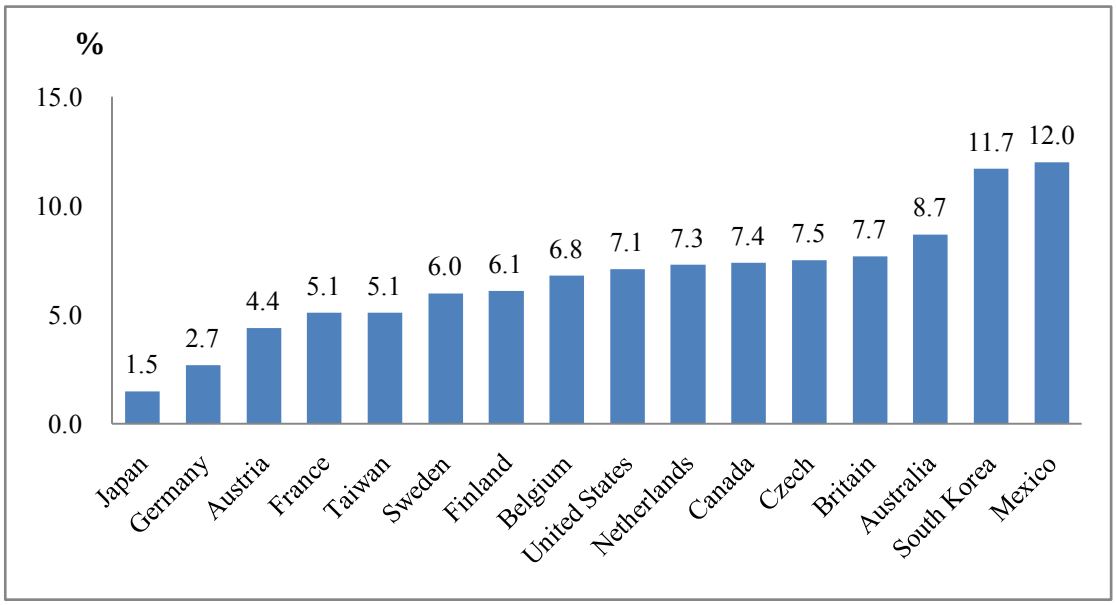

Figure 2 : National Health Expenditures Average Annual Growth Rate among the Major

Notes : Japan (1998-2007), Austria (1998-2007).

Sources : The Bureau of National Health Insurance.

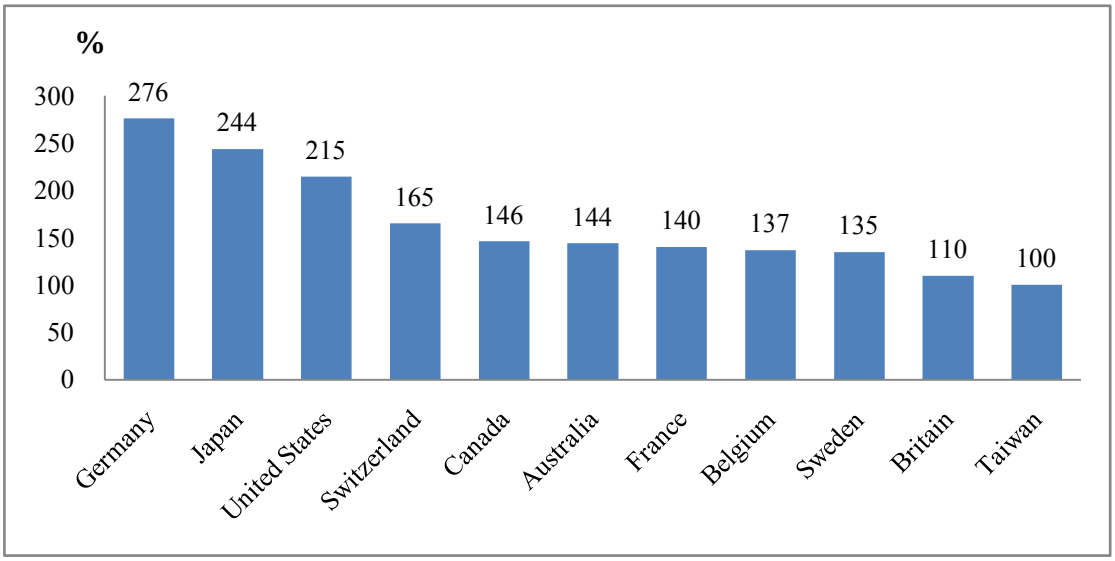

Countries (1999-2008)

Figure 3 : NHI Brand Drugs Prices Are Lower Than the Major Countries

Notes : This data is based on the 2009's top 20 brand drugs of NHI expenditure to compare with their 2010 NHI pay drug prices and the drug prices of the major countries.

Sources : The Bureau of National Health Insurance.

II. Case Study : The Performance Evaluation by the National Audit Office of the Republic of China, Taiwan on the Electronic Medical Records Project

The Department of Health has promoted "National Health Informatics Project (NHIP)" since 2008 and "promoting the implementation of electronic medical records" is its primary objective. The main implementation strategies include: setting the common format for electronic medical records, promoting the health insurance professional review and hospital evaluation to relate electronic medical records while also providing medical institutions related personnel training and technical counseling for implementing electronic medical records. The Department of Health in 2010 added "Accelerated Medical Institutions Implementing Electronic Medical Records Systems Project (2010-

© 2014 Global Journals Inc. (US)

2012) " branch project in the "Accelerating the execution of Intelligent Medical Care Project" (Appendix 1). To fully implement electronic medical records and medical records exchange system by 2014, the Department of Health speeds up the process of implementing electronic medical records in medical institutions from four dimensions: regulation, standard, safety and promotion, conducting strategy planning and supporting measures. To respond to what INTOSAI suggested that SAIs should pay attention to the new issues of public health-care systems, the National Audit Office planned to evaluate the performance of the electronic medical records projects.

The INTOSAI Working Group on Program Evaluation released "Program Evaluation for SAIs - A Primer" in 2010 to promote this new concept of performance audit. According to this paper, program evaluation is defined as:

A program evaluation is a systematic investigation of an organization or institution, program or project, or process or policy that is intended to benefit society. A program evaluation's purpose may be to help improve, help decide an action, or learn reasons for successes and failures or strengths and weaknesses in meeting objectives. It can document for accountability or increase knowledge. Program evaluations commonly determine criteria that distinguish between high and low quality, measure performance against those criteria, and draw valid and reliable evaluative conclusions.

A program evaluation may be independent while being conducted with participation from community members, consumers, managers, and others to give it multiple perspectives. The evaluation process may involve identifying objectives and key questions, defining assessment criteria, obtaining and analyzing relevant data, reporting results, and promoting the effective use of the findings. Evaluations are conducted by persons well-grounded in research design and methodology, content knowledge and skills in particular specializations, and competencies in evaluation theory, evaluation methodology, and practical knowledge.

The method of this evaluation was adopting the concept of process evaluation in program evaluation, to evaluate the input, process, output, outcome and efficiency of electronic medical records related projects so as to answer the following questions:

1. How many target groups was the electronic medical records services being provided?
2. Did target groups receive appropriate services?
3. Were the projects properly implemented?
4. Were the resources enough?
5. How was the gap between actual and expected outcomes?

We evaluated these related projects based on Cost-Effectiveness, Regulations, Information Security as well as Resources Allocation and Utilization.

The development and the use of Electronic medical records involved professionals from different fields, such as medicine, public health, legal and information technology. The audit process was from September to November in 2011, and auditors made a systematic check by analyzing key documents such as relevant media opinion reports, professional website bulletins, health statistics, related information system database, internal sheets, minutes of meetings, related operational rules and standards, relevant documents, files, and information from other countries promoting similar projects; in order to obtain the objective testimony and instructions, the auditors interviewed the Department of Health officers, major systems suppliers, nine hospitals which use the systems and got descriptive statistics for the data obtained. We found some key findings about the related electronic medical records projects from the 4 areas of Cost-Effectiveness, Regulations, Information Security, Resources Allocation and Utilization[3].

The electronic medical records related projects have completed the model of 117 electronic medical records forms and announced 4 types of electronic medical records exchange standards, 93 medical institutes completed ISO27001: 2005 international information security system verification, 211 medical institutions completed the electronic medical record checks, 152 medical institutions completed electronic medical records inspection, and constructed electronic medical records exchange center (142 medical institutions involved in detection). There's considerable success in promoting the medical institutes' medical records electronization, however, there are still many defects that need to be improved, not being able to fulfill certain duties and performing too low on cost-effectiveness, regulations, information security, resources allocation and utilization dimensions.

a) Cost-Effectiveness

The projects content significantly adjusted and reduced the challenges of the projects objectives and didn't set project goals on a results-oriented basis and actual performance did not meet the plan original intention.

The NHIP set results-oriented or effectiveness-oriented indicators such as "the number of people owned electronic medical records", "the number of information exchange", and "the number of people who use personal health management demonstration system" (Appendix 2) but in 2009 the project was amended. In addition to deleting three branch projects and the indicators above, it let the challenge of project

[3] TanjimaPervin, Ulf-G Gerdtham1 and Carl HampusLyttkens, Societal costs of air pollution-related health hazards: A review of methods and results, Pervin et al; licensee BioMed Central Ltd. 2008, 6:19,p3.

© 2014 Global Journals Inc. (US)

goals fall sharply and lacked results-oriented or effectiveness-oriented indicators, so that it is difficult to assess outcomes of the project. It resulted in achieving the outcome of "the rate of hospitals implementing electronic medical records" performance indicators【the number of hospitals implementing electronic medical record/ the number of national hospitals (500) × 100%】 reached up to 222% [target value was 23%, actual value was 51.2% (accumulated more than 256 hospitals across the country reported the implementation of electronic medical records; 256/500 × 100%)], but observing from the substantive outcomes (EHR campus-wide access to download situation) there were 142 hospitals involved in the electronic medical records exchange and from May 2010 to April 2012, the actual number of retrieving medical records was only about 14,000 times.

The planned value, amended value, and actual value of performance indicators of electronic medical records related projects

Performance Indicator	Planned Value	Amended Value	Actual Value
Encouraging and counseling medical institutions to develop the informatization of medical operations, the electronizationand exchange of electronic medical records	Until the end of 2012： • The hospitals proportion of implementing electronic medical records all around the country:80% • The hospitals proportion of implementing electronic medical records all the Department of Health's hospitals: 100% • The clinics proportion of implementing electronic medical records all around the country: 70%	Until the end of 2012： • The hospitals proportion of implementing electronic medical records all around the country: 26% • The hospitals proportion of implementing electronic medical records all the Department of Health's hospitals: 23% • The clinics proportion of implementing electronic medical records all around the country:10%	Until the end of 2012： • The hospitals proportion of implementing electronic medical records all around the country: 41% • The hospitals proportion of implementing electronic medical records all the Department of Health's hospitals: 100% • The clinics proportion of implementing electronic medical records all around the country: 10%
Promoting the exchange of electronic medical records across hospitals	Until the end of 2012： The cumulative number of hospitals providing retrieving electronic medical records across hospitals: 300 Shortening the patients' waiting time for medical images output time: 1-2 days	Until the end of 2012： The cumulative number of hospitals providing retrieving electronic medical records across hospitals: 75 Shortening the patients' waiting time for medical images output time: 1-2 days	Until the end of 2011： The cumulative number of hospitals providing retrieving electronic medical records across hospitals: 142 Shortening the patients' waiting time for medical images output time: 1-2 days
The number of people who own electronic medical records	1 million people until the end of 2011	N/A	N/A
The annual number of information exchange of electronic medical records, referral, or the Bureau of NHI's professional review	40,000 until the end of 2011	N/A	N/A
Total visitors of people using personal health management demonstration system	50,000 visitors until the end of 2011	N/A	N/A
Total issued number of second generation medical certificate IC card	N/A	90,000 until the end of 2011	160,000 until the end of 2011
The implementation ratio of public health information integration services	N/A	90% until the end of 2011	94.7% until the end of 2011
The completion rate of health indicators	N/A	100% based on the standards of WHO and OECD until the end of 2011	N/A

Sources : The Department of Health of the Republic of China, Taiwan.

© 2014 Global Journals Inc. (US)

b) Regulations

The relevant laws and regulations for promoting electronic medical records have not been sound yet.

To promote electronic medical records, the Department of Health amended "Medical Care Act" article 69 in 2004:" Medical care institutions which document and store medical records by means of electronic records shall be exempt from producing another written copy…". It made electronic medical records legal, and "Regulations Governing and Development and Management of Electronic Medical Records" was decreed. However, in order to ensure the privacy of patient and the confidentiality of electronic medical records, and to analyze how the release of the "Personal Information Protection Act "impacts Medical Care Act and all kinds of medical personnel regulations related to electronic medical records, the Department of Health in 2010 contracted with Integrating the Healthcare Enterprise Taiwan Association for "the research of 2010 completing electronic medical records legal system". According to research in the final report, it recommended to set related regulations about the transmission of exchanging electronic medical records, the paper and electronic medical records, how the electronic medical records responds to the impact of the Personal Information Protection Act, the public sectors collecting of health information, problems related to the classification of medical records, as well as the outsourcing of electronic medical records processing. Until the auditing date (April 30 2012), the Department of Health has not yet acted on these recommendations so the related administrative process is far from effective. It highlights that the electronic medical records project invested huge funds without conducting the appropriate evaluation of the legal system.

The implementation of electronic medical records regulations are unsound and lack the proper supervision and evaluation mechanisms.

According to the article 69 of the Medical Care Act, electronic medical records can replace paper medical records. Because there is no review threshold or mechanism in Regulations Governing and Development and Management of Electronic Medical Records and the lack of afterward supervision and evaluation mechanisms, if the hospitals in which information security management mechanisms are relatively unsound implement electronic medical records first, when information security events such as medical records tampering or leakage occur, it will cause disputes between doctors and patients and damage patient's rights. According to the NHIP implementation performance evaluation report, by the end of 2011, 274 hospitals have already declared the implementation of electronic medical records, including 211 hospitals (77.01%) passed through the electronic medical records checks, showing that about 20% of hospitals have not yet applied for checks. According to the result of "2011 hospitals electronic medical records checks", about 10 hospitals signed for follow-up examinations but had not applied for re-checks within the check project. Furthermore, the Department of Health has not planned a follow-up monitoring mechanism for those hospitals which passed checks, nor set a deadline for certification, that is, the certification is permanent; unless the hospital applies for another category of electronic medical records check, it is difficult to ensure that the hospital passed checks of which follow-up development of electronic medical records is in line with the relevant provisions.

c) Information Security

The sensitive personal information such as domestic violence, sexual abuse, mental illness, statutory infectious diseases, or acquired immune deficiency syndrome (AIDS) will cause serious damage to the patients' rights and interests if this information is leaked. In medical records management, such medical records are sensitive medical records; relevant regulatory requirements for the management of retrieving sensitive medical records should be stricter than other general medical records. The current system of EEC exchange mechanism does not set further mandatory encryption and permissions control for sensitive electronic medical records according to the degree of sensitivity; it only depends on the self-manage of hospital side. If one hospital's management is loose, the sensitive electronic medical records exchanged from the well managed hospital will be in danger of leakage. It seriously affects the interest of patients whose electronic medical records are leaked, and it's contrary to the relevant laws and regulations. It also highlights the department of health's incomplete planning of electronic health record exchange management.

Small hospitals rely heavily on contractors, and some hospitals, without obtaining any information security certification, still join the exchange system of electronic medical records and it results in the information security vulnerabilities of overall exchange system.

To ensure the security of electronic medical records, the category of information security checks on medical institutions' electronic records can be summarized by the three major aspects of the management of electronic medical records mainframe (computer room), the production of electronic medical records, and the training of personnel and management. The Department of Health has been training hospital security seed personnel, conducting hospital information security workshops, contracting with providers to counsel 93 hospitals to achieve ISO 27001:2005 - Information Security Management Systems Certification, and conducting electronic medical records checks on 211 medical institutions, to make sure that the electronic medical records made by institutions comply with the "Regulations Governing and

© 2014 Global Journals Inc. (US)

Development and Management of Electronic Medical Records".

According to the NHIP implementation performance evaluation report, by the end of 2011, 274 hospitals have declared the implementation of electronic medical records, including 142 hospitals participated in the electronic health record exchange, however, 24 hospitals dose not passed ISO 27001:2005 or the Department of Health's information safety checks, but they are still permitted to participate in the exchange of electronic medical records, and it results in the information security vulnerabilities of overall exchange system. On the other hand, in 2011 hospital evaluation, there were 56 hospitals from 122 evaluated hospitals taking in the assessment of electronic medical records management system, and the evaluation results shows that there is about half of level A and B belonging to medium-sized regional hospitals, and small hospitals are in the majority of level C and D, it shows the electronic medical records management system of most small hospitals are not performing as well as they could. Electronic medical records through EEC are exchanged among small and large hospitals; even if large hospitals could effectively implement information security management and control, small hospitals, due to the lack of IT manpower, technology and funding, have to rely on contractors to build and maintain electronic medical records system. However, the Department of Health has not yet established the related supervision and management mechanism of hospital electronic medical records management outsourcing, so the electronic medical records made by either small or large hospitals may leak from small hospitals if contractors make mistakes which results information security vulnerabilities to the overall exchange system. Besides, when personal electronic data leaks, it's usually in a large number of batches, unlike paper leakage which results in a comparatively small number of files being leaked, so it will cause more damage compared to traditional paper records.

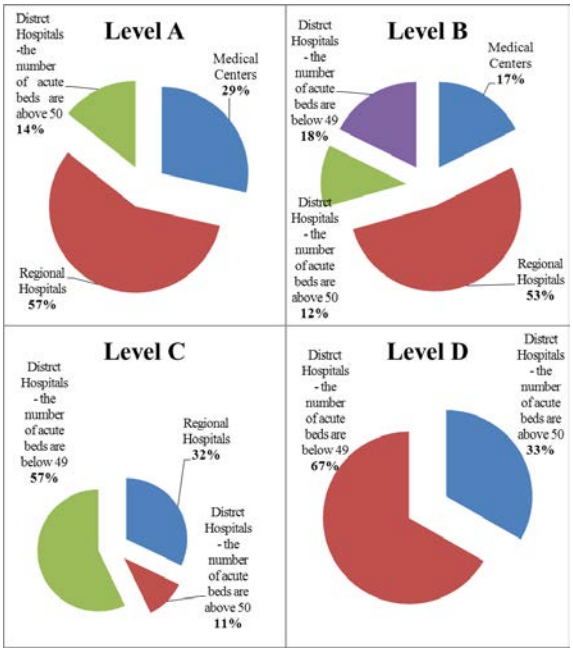

III. Resources Allocation and Utilization

The electronic medical records projects lacked long-term and integer planning, budgeted separately in the general budget and special budget in addition to having insufficient long-term financial resources.

The promotion of electronic medical records is an important policy of the Department of Health, but it did not take into account the international experience from nations such as the United States, Canada and the United Kingdom to establish a comprehensive plan and failed to properly seek out long-term and stable resources. The implementation funds over the years were separated in the general budget and special budget, so it was hard to get the whole picture of the process of related projects and to evaluate the overall performance[4]. The Department of Health explained that the Minister of Health was changed three times in 2008, which intern caused the policy direction to change. It was revealed that the electronic medical records related projects lacked long-term, comprehensive planning and due to the policy direction changing repeatedly, there was a decrease of general funds in the planned budget, another budget in the special budget, all of which influenced the performance evaluation.

The executive way of subsidized projects was improper and it made the allocation of resources unequal.

The objective of subsidizing hospitals to implement electronic medical records was expanding the hospital's participation, and the principle of

[4] Kenneth J. Arrow, Economic Welfare and the Allocation of Resources for Invention, National Bureau of Economic Research, Universities-National Bureau,1962, p3.

© 2014 Global Journals Inc. (US)

subsidizing objects was mainly covering fund-shortages in district hospitals, regional hospitals and medical centers were secondary objectives. However, the actual situation of subsidization in 2010 and 2011, there were 78 district hospitals (counted 20.86% of all local hospitals around the country), 45 regional hospitals (counted 54.22% of all regional hospitals around the country), and 20 medical centers (counted 90.91% of all medical centers around the country) getting the subsidization. On average, each medical center got subsidy of NT$560 million, each regional hospital got subsidy of NT$495 million, and each district hospital got subsidy of NT$2.34 million. The actual situation of subsidization was obviously contrary to the Department of Health's subsidizing principle.

The subsidization focused on the establishment of an electronic information platform and exchange system, and adopted the direct review of results instead of reviewing, planning then reviewing result later to ensure that it achieved its performance goals. Besides, announcing the usage and balance of subsidies on the Department of Health's electronic medical records website help to facilitate the competition. However, compared with small hospitals, large hospitals are more competitive because of relative abundance of human power and material resources, and the Department of Health adopted the direct review of results and the first-come, first-serve review way, so it made the actual subsidies of small hospitals relatively low. This situation not only violated the original projects intention but also caused small hospitals difficulty in enhancing the efficiency of medical services, and it intensified "the big get bigger" uneven competition of the development of domestic medical environment.

IV. Conclusion

These points have become the new auditing issue for SAIs. With limited resources available for providing health care, it is important that providers maximize the economy, efficiency and effectiveness of the services they provide. The auditor has an important role to play in helping to ensure that value for money increases, as well as that the expenditure was lawful and accounted for properly. At the same time, patients were rightly becoming more aware of the quality of the service they receive. This had led to calls for more transparency, more comparisons of health outcomes between providers and assurance that best practice is being adopted as part of their treatment. This growing demand for transparency is another reason why the auditing of health systems is increasing in importance.

References Références Referencias

1. Report on the 14th UN/INTOSAI Seminar, on Government Auditing The Audit of Public Health Care System by SAI, Vienna March 27- 31, 2000.
2. TanjimaPervin, Ulf-G Gerdtham1 and Carl HampusLyttkens, Societal costs of air pollution-related health hazards: A review of methods and results, Pervin et al; licensee BioMed Central Ltd. 2008, 6:19.
3. Kenneth J. Arrow, Economic Welfare and the Allocation of Resources for Invention, NationalBureau of Economic Research, Universities-National Bureau, 1962.

© 2014 Global Journals Inc. (US)

Global Journal of Science Frontier Research: E
Interdiciplinary
Volume 14 Issue 1 Version 1.0 Year 2014
Type : Double Blind Peer Reviewed International Research Journal
Publisher: Global Journals Inc. (USA)
Online ISSN: 2249-4626 & Print ISSN: 0975-5896

Modeling, Simulation and Experimental Study of Soot Combustion Process

By Raed Al-Hasanat & Moh'd Qawasmi
Palestinian Polytechnic University, Palestine

Abstract- The formation of soot particles is one of the most complex problems in combustion science, still by for not well understood. However, intense experimental and theoretical researches within the last two decades improved the fundamental understanding and led to detailed picture of the soot particles formation process. This paper discusses soot combustion fundamental processes in term of the in-cylinder combustion and emission. The new research requested both simulation and experimental researches to study fundamental process involved in diesel engines in order to define possible strategic scenario toward zero emission level.

Our investigations can be divided into groups, which are however closely linked with each other:

1. The application of chemical kinetics to problems relating to the theory of combustion and explosion processes.
2. Mathematical formulation of the concentration of reactants.
3. Experimental and simulation results of soot in-cylinder concentration.
4. The influence of antismoking additives on thermal and combustion efficiencies.

This paper presents data from tests conducted by internal combustion diesel engines, a testing laboratory and results of numerical simulation. The results of calculation are compared to experimental data showing good agreement for soot particles concentration in diesel cylinder.

Keywords: harm emission reduction and soot combustion process.

GJSFR-E Classification : FOR Code: 090201

MODELING, SIMULATIONANDEXPERIMENTALSTUDYOFSOOTCOMBUSTIONPROCESS

Strictly as per the compliance and regulations of :

© 2014. Raed Al-Hasanat & Moh'd Qawasmi. This is a research/review paper, distributed under the terms of the Creative Commons Attribution-Noncommercial 3.0 Unported License http://creativecommons.org/licenses/by-nc/3.0/), permitting all non commercial use, distribution, and reproduction in any medium, provided the original work is properly cited.

Modeling, Simulation and Experimental Study of Soot Combustion Process

Raed Al-Hasanat [α] & Moh'd Qawasmi [σ]

Abstract- The formation of soot particles is one of the most complex problems in combustion science, still by for not well understood. However, intense experimental and theoretical researches within the last two decades improved the fundamental understanding and led to detailed picture of the soot particles formation process. This paper discusses soot combustion fundamental processes in term of the in-cylinder combustion and emission. The new research requested both simulation and experimental researches to study fundamental process involved in diesel engines in order to define possible strategic scenario toward zero emission level.

Our investigations can be divided into groups, which are however closely linked with each other:

1. The application of chemical kinetics to problems relating to the theory of combustion and explosion processes.
2. Mathematical formulation of the concentration of reactants.
3. Experimental and simulation results of soot in-cylinder concentration.
4. The influence of antismoking additives on thermal and combustion efficiencies.

This paper presents data from tests conducted by internal combustion diesel engines, a testing laboratory and results of numerical simulation. The results of calculation are compared to experimental data showing good agreement for soot particles concentration in diesel cylinder.

Keywords: harm emission reduction and soot combustion process.

I. Introduction

The heterogeneous air-fuel mixture and heterogeneous diffusion of flame stream in diesel cylinder always be accompanied with appearance of solid carbon in the form of soot particles, which estimate smog with diesel exhaust gases, the importance of studying soot particles formation not only in decreasing harm emission with exhaust gases but in increasing engine efficiency too.

Researchers on diesel particulate matters (PM) has probed and provided unprecedented details about the atomic microstructure of (PM), researchers used scattering spectroscopy with a highly sensitive optical analysis technique that can study atomic microstructures in carbonaceous material (fig.1), they have thus far concluded that higher combustion temperatures and pressure conditions within the engine are the factors contributing most to the production of diesel exhaust emission with (PM) characterized by small, agglomerated, oxidized/graphitic (sootier) particles. [U.S. Department of Energy- Drexel University- August26, 2004]



Figure 1 : The transmission electron microscope can reveal the presence of graphitic structures in PM sampled under high engine loads.

Soot particles are commonly believed to be formed by coagulation of polycyclic aromatic hydrocarbons PAH species, the resulting small particles essentially grow by heterogeneous surface reactions with acetylene being the most important growth species. The combustion of soot particles occurs mainly by heterogeneous reactions with OH radicals and molecular oxygen, the formation and oxidation steps have to be described in fig(2).

Author α : Ministry of Education and Higher Education, Hebron, Palestine. e-mail: rhasanat@hotmail.com
Author σ : Palestinian Polytechnic University, Hebron, Palestine. e-mail: qawasmim@ppu.edu

© 2014 Global Journals Inc. (US)

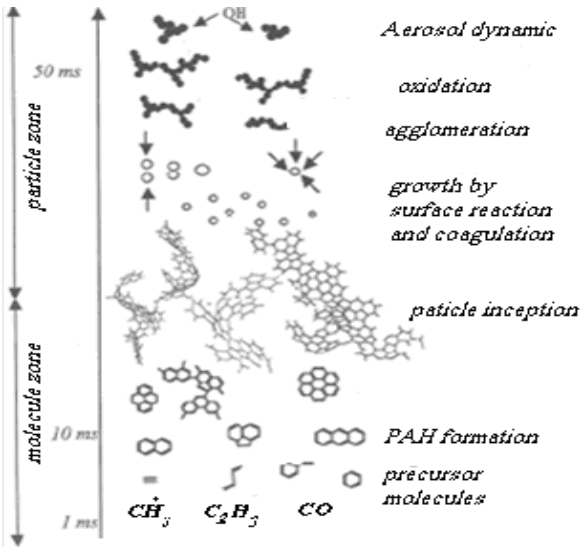

Figure 2 : soot formation steps

In diesel engines, soot particles formation occurs essentially under complex heterogeneous conditions, predictions of soot particles in numerical simulations become even more difficult because of unresolved question in the treatment of physical chemistry interactions, even though some progress has been made recently, applying for reaction rate and physical state in a chemical reaction.

In the present study of soot particles formation in diesel cylinder are presented the chemical kinetics used to describe physical chemistry interactions, the formation and combustion of soot particles described kinetically, different assumptions for soot particles concentration are applied and the results are discussed in a comparison with experimental data provided.

II. Soot Particles Formation

Chemical kinetics take a part in process of flame stream diffusion in diesel cylinder, when reactants (mixture) are in different phases, one is liquid and the other is gas, contact can only occurs at the interface, in other words at the surface of the liquid, so this means that the more final divided a solid or liquid particles, process of solid particles formation is going with growing particles (carbon radicals) surface.

Radicals are atomic or molecular species unpaired electrons, these unpaired electrons are usually highly reactive, so radicals are likely to take part in chemical reactions, and a radical plays an important role in combustion. The formation of radicals requires covalent bonds to be broken homiletically, a process requires by thermal cracking where complex carbonyl group (fuel) converted simpler molecules (acetylene) as shown in following reactions shown in equations(1-5).

$$C_xH_y \rightarrow V_{11}C_3H_6 + V_{12}C_2H_6 + V_{13}C_2H_4 + V_{14}CH_4 + V_{15}H_2 \quad (1)$$
$$C_3H_6 \rightarrow V_{21}C_2H_4 + V_{22}CH_4 + V_{23}H_2 \quad (2)$$
$$C_2H_6 \rightarrow V_{31}CH_4 + V_{32}H_2 \quad (3)$$
$$CH_4 \rightarrow V_{41}C_2H_4 + V_{42}H_2 \quad (4)$$
$$C_2H_4 \rightarrow V_{51}C_2H_2 + V_{52}H_2 \quad (5)$$

In this type of processes, the corresponding reactive intermediates (radicals, ions) are permanently regenerated, and thus they proceed by a self-propagation chain mechanism, the chain of reactions is eventually terminated by radicals or ions recombination, the main reactions that take place include:

Initiation reactions are those which result in a net increase in the number of free radicals, the formation occurs at low-temperature mechanism, with appearance carbon radical $C^{\bullet}{}_6H_5$-phynel, therefore, from acetylene formed the following reactions shown in equations (6-9):

$$C_2H_2 \rightarrow \dot{C}_4H_3 + \dot{H} \quad (6)$$
$$C_2H_2 \rightarrow \dot{C}_2H + H_2 \quad (7)$$
$$C_2H_2 \rightarrow \dot{C}_4H_3 \quad (8)$$
$$C_2H_2 \rightarrow \dot{C}_6H_3 \quad (9)$$

Isolation Metal in the case of application metallo-organic compound antismoking fuel additives, where carbon radical removes the metal from cyclopentane compound, turning the second molecule into a free radical as shown in equation (10).

$$(C_5H_5)_2Me + \dot{C} \rightarrow Me + \dot{C}_6H_5 \quad (10)$$

Hydrogen decomposition, where a free radical breaks a part into two molecules, one is cyclopentane the other is a free radical as shown in equation (11).

$$\dot{C}_6H_5 \rightarrow C_5H_5 + \dot{H} \quad (11)$$

Radical addition, the reverse of radical decomposition at T<700C° in which a radical reacts with a phenyl radical $\dot{C}_6H_3$ to form a single or larger free radicals, these processes are involved in forming the polycyclic aromatic hydrocarbons (PAH) and other products, which a result of low-temperature processes at temperature below 1500K°, as shown in the following reaction considered by equation (12):

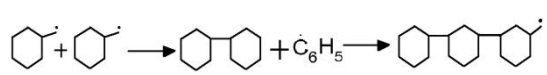

(12)

Termination reactions, which happen when two free radicals react with each other to produce products that are not free radicals, high-temperature (T>1500°K) process growth aromatic hydrocarbons structure with the formation of soot particles. General scheme for reaction mechanism of soot particles formation shown in fig.(3).

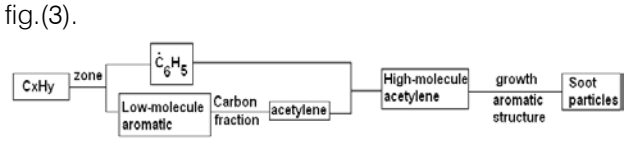

Figure 3 : scheme of soot particles formation process in diesel cylinder

Analyzing the influence of different reaction conditions gives information about the chain reaction and the transition state of matters in a chemical

© 2014 Global Journals Inc. (US)

reaction. Thus, expressed reaction equation(13) for carbon's concentration rate.

$$j_c = \frac{12P\ 10^3}{8{,}314T_m}[r_{O2}(K_{10}+K_{11}) + r_{CO2}K_{12} + r_{H2O}K_{13}] \qquad (13)$$

Where: r_{O2}, r_{CO2}, r_{H2O}- volumetric concentration of O_2, CO_2 and H_2O

Kinetic deals with experimental determination of reaction rates from which constants are derived for soot particles combustion as shown in equation (14):

$$Ki = K^*\exp[\frac{Ei}{RT_m}(1-T_m)],\ m/s \qquad (14)$$

Products of chemical reactions considered by reaction rate, the rate equations are differential equations named mathematical model, and it can be integrated in order to obtain the in-cylinder concentration of soot particles. The main differential equation describes the change of soot particles concentration in diesel cylinder as shown in equation (15):

$$\frac{dMi}{dt} = (\frac{dMi}{dt})_\sigma + (\frac{dMi}{dt})_k - (\frac{dMi}{dt})_x \qquad (15)$$

Where:

$(\frac{dMi}{dt})_\sigma$, $(\frac{dMi}{dt})_k$, $(\frac{dMi}{dt})_x$:-The change in soot particles concentration by instantaneous evaporation of the mixture, by transition state of the mixture, and based on combustion.

The rates of soot particles concentration in diesel cylinder calculated as the sum of two components are characterized soot particles formation and soot particles combustion shown in equation (16):

$$(\frac{dN}{dt})_M = (\frac{dN}{dt})_{form.} - (\frac{dN}{dt})_{comb.} \qquad (16)$$

Mathematical model (Index 1) considers the change of soot particles concentration with crank angle position in degrees (φ°) and so when exhaust valve opens estimated the quantity of soot particles with exhaust gases.

III. Results

In fig (4) presented experimental results of soot concentration (rational amount of soot) in diesel cylinder as a function of φ°. An 8-cylinder diesel engine study of water-in-diesel emulsion was conducted to investigate the effect of water emulsification on soot emission with exhaust gases. Emulsified diesel fuel 17% water/diesel ratio by volume, were used direct injection diesel engine, operating at 1700 r.p.m. and molti-loads (Pe=1,21…4,85). Graphics indicate that the addition of water in the form of emulsion decreases soot emission with exhaust gases to 20%.

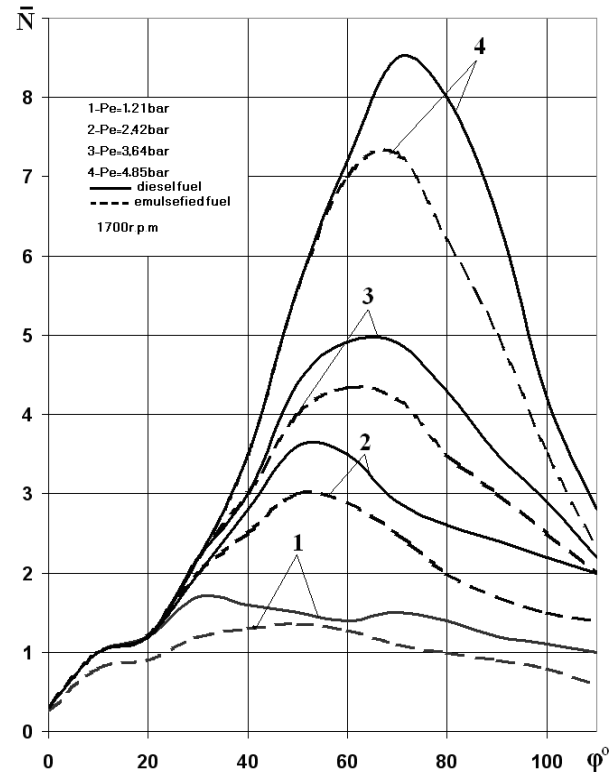

Figure 4 : The effect of water emulsification on soot emission with exhaust gases(rational amount of soot).

In the result of dripping emulsified fuel increases mixture quality. Decreasing temperature on account of water Dissociation and sharply decelerate chemical reactions of soot formation. The system saturates with hydrogen's radicals which assist to suppress formation of chains at the stage of sootier radical formation so the burning speed of soot particles increases on account of increasing of carbon gasification.

The high-quality of computing results indicated in comparison with experimental data. In fig.(5) presented experimental and computing rational amount of soot formation in diesel cylinder as a function of crank angle position in degrees (φ°). Graphics show good agreement for soot particles concentration in diesel cylinder, so it confirm our assumption of chemical kinetics.

© 2014 Global Journals Inc. (US)

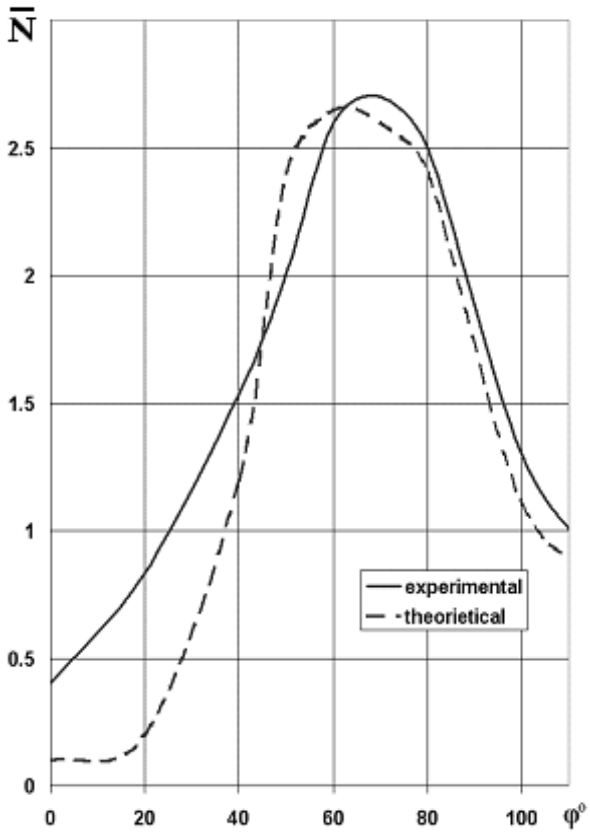

Figure 5 : Soot emission with exhaust gases(rational amount of soot). Pe=3bar.

The results of numerical simulation show soot particles concentration (rational amount of soot) in diesel cylinder as a function of crank angle positioning in degrees (φ°). In fig (6) presented computing results of soot formation in diesel cylinder. A single cylinder diesel engine study of metallo-organic compound fuel additives for diesel was conducted to investigate the effect of antismoking additives on soot emission with exhaust gases. Modified diesel fuel 0,5% additive/diesel ratio by mass, were used direct injection diesel engine, operating at multi-loads (Pe=2bar, Pe=5bar, and Pe=7bar) and 1300 r.p.m. Graphics indicate that the addition of antismoking additives (SLD) decreases soot emission with exhaust gases to 40%.

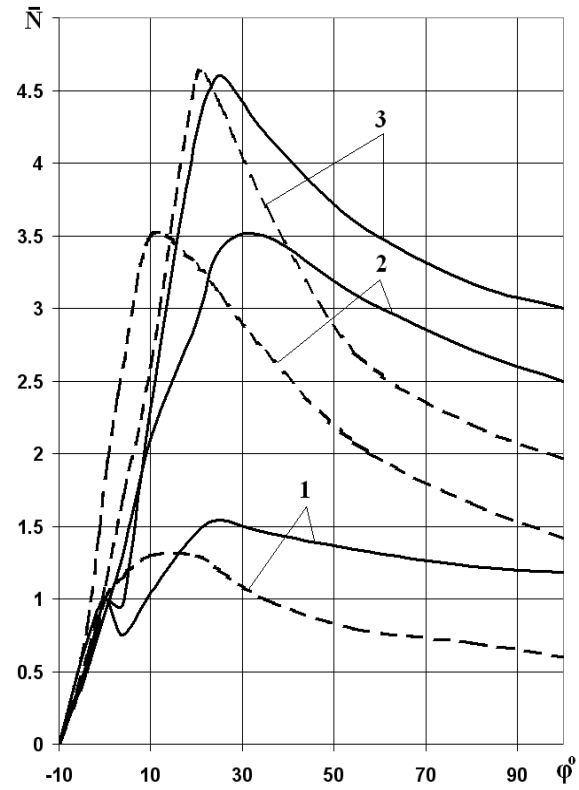

Figure 6 : The effect of antismoking additives on soot emission with exhaust gases(rational amount of soot). 1-Pe=2bar 2-Pe=5 bar 3-Pe=7 bar, diesel fuel, ---- modified diesel fuel, 1300r.p.m.

The soot particles reducing effects of many additives are well-known, but little is understood about the details of soot particles suppression mechanism, A laminar diffusion flame burning was seeded with a metallo-organic additive, by evaporating the additive from a crucible placed in the heated fuel gas flow, found that additives suppress the formation of PAH and accelerate the burning process.

The results indicate that antismoking additives improve combustion efficiency (X) and brake thermal efficiency ($\eta_{th.}$) as shown in fig.(7). The average increase in the brake thermal efficiency is approximately 4% over the use of diesel for the engine range studied. The proper brake specific fuel consumption and gases exhaust temperature decreased.

© 2014 Global Journals Inc. (US)

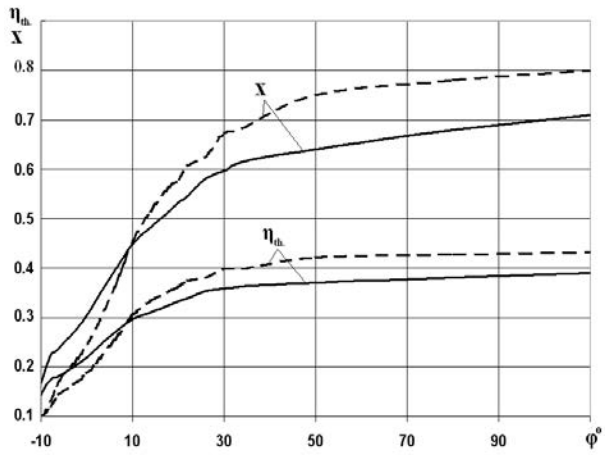

Figure 7 : The effect of antismoking additives on thermal efficiency and combustion efficiency, ----modified fuel, ___ standard fuel.

IV. Conclusion

The results presented in this paper are those that have been carried out by sources from Altai State Technical University. The new detailed kinetic model of soot particles formation in the diesel cylinder and aromatic hydrocarbons is proposed, the model based on comprehensive of PAH formation and growth.

The new pathways were introduced into the kinetic mechanism of the soot particles formation and the new concepts of soot particles nucleation and soot particles surface growth implemented in the new model made it possible to improve considerably the agreement between the results of calculations and experimental measurements. A mechanism for the catalysis is proposed. We hope that this paper stimulates interest in pursuing further solutions of environmental problems.

V. Acknowledgement

During the planning and preparation of this, the authors had advice and assistance of many people researchers, educators, and specialists. The authors offer their sincere thanks. Special thanks are owed to the following organizations for information: Ministry of Education and Higher Education, and Palestinian Polytechnic University.

References Références Referencias

1. Baturin S.A. Makarov B.B., (1976), "Physic-chemical Mechanism and Methods of Calculating Amount of Soot particles in Diesel engine", Works of SNUTA19, 82-93, Russia
2. Novosolov A.L., (1980), "Application of Antismoking Additives in Diesel Fuel", Engine's Structure11, 10-11, Russia.
3. Pisch H., Riesmier E., Peter N., (2002), Unsteady Flamlete Modeling of Soot particles Formation in Turbulent Diffusion flames, works of Heidelberg University, Germany.
4. Agafonov G.L. Nulmeier M., (2004), Detailed Kinetic Modeling of PAH Growth and Soot particles Formation in Shock Tube Pyrolysis of Benzene and Ethylene, works of Heidelberg University, Germany.
5. Hirs E. A. May W. R., (2005), "Catalyst for Improving the Combustion efficiency of Petroleum Fuels in Diesel Engines", Diesel Engine Emissions Reduction Conference, Chicago.
6. Vagner V.A., Novosolov A.L., Loskotov A.S., (1991), Decreasing diesel smoke, Russia.
7. Mateevsky D.D. Antonov P.A., (1972), "Effects of antismoking additives on actual performance and the smoking of diesel engine", Works of Altai State Technical University, Barnaul.
8. Raed AL-HASANAT, (2001), Experimental Computing Research in the Effect of Metal-containing Antismoking Additives on the Actual Performance and Soot particles Emission with Exhaust Gases of Diesel Engine, Ph.D. thesis, Russia.
9. http://solid.phy.ethz.ch/ K. Siegman. U.matter, B. Xue 1996: Laboratory for Combustion Aerosol and Suspended Particles, China.

© 2014 Global Journals Inc. (US)

Index 1 : List of Symbols

φ°	Crank angle position
$\overline{N}$	Rational amount of soot particles
1H13/14	One Cylinder KAMAZ Engine, Cylinder Diameter 13cm, Length of Stroke 14 cm.
F	Specific surface of soot particles, M^2/kg
G_{air}	Cyclic entered air for 1kg fuel, m^3
G_D	Soot particles concentration with exhaust gases kg/m^3
K^*	8m/sec
n	Engine angular speed, min^{-1}
$N_{comb.}$	Soot particles combustion
$N_{form.}$	Soot particles formation
N_n	Initial value of soot particles concentration in diesel cylinder at firing instant
P	Pressure of gases in diesel cylinder
Me	metal
r.p.m.	Revolution per minute
R_5	Reaction speed of soot particles growth
r_5	Acetylene volumetric concentration
SLD	Antismoking Additive, which contains Barium.
T^*	2500 K
TDC	Top Dead Center
T_m	Average temperature in the center of flame.
X	Specific heat generation (Combustion efficiency)
α	Theoretical air fuel ratio
α_{comb}	Actual air fuel ratio
σ	Equivalence ratio

Index 2 : mathematical model of soot formation

1- $$\frac{d\Gamma}{d\varphi}C_{14}H_{30} = \left(-K_{+1}\Gamma_{C14H30} + K_{-1}C_{\Sigma}^{6,5}\cdot\Gamma_{C_3H_6}^{2}\cdot\Gamma_{CH_4}\cdot\Gamma_{C_2H_4}^{3,5}\right)/6n,$$

2- $$\frac{d\Gamma}{d\varphi}C_3H_6 = \left(\left(-K_{+2}\Gamma_{C_3H_6} + K_{-2}C_{\Sigma}\cdot\Gamma_{C_2H_4}\cdot\Gamma^{0,5}_{C_2H_4}\cdot\Gamma^{0,5}_{H_2}\right) - 2\frac{d\Gamma}{d\varphi}C_{14}H_{30}\right)\Big/6n,$$

3- $$\frac{d\Gamma}{d\varphi}C\,H_4 = \left(\left(-K_{+3}\Gamma_{CH_4} + K_{-3}C_{\Sigma}^{0,5}\cdot\Gamma_{C_2H_4}\cdot\Gamma_{H_2}\right) - \frac{d\Gamma}{d\varphi}C_{14}H_{30}\right)\Big/6n,$$

4- $$\frac{d\Gamma}{d\varphi}C_1H_1 = \left(\left(-K_{+4}\Gamma_{C_2H_4} + K_{-4}C_{\Sigma}\cdot\Gamma_{C_2H_2}\cdot\Gamma_{H_2}\right) - 6\frac{d\Gamma}{d\varphi}C_{14}H_{30} - \frac{d\Gamma}{d\varphi}C_1H_1 - 0,5\frac{d\Gamma}{d\varphi}CH_4\right)\Big/6n,$$

5- $$\frac{d\Gamma}{d\varphi}H = \left(\begin{array}{l}\left(K_{+5}C_{\Sigma}\Gamma_{H_2}\Gamma_M - K_{-5}C_{\Sigma}^2\Gamma_H^2\Gamma_M^2\right) + 7\frac{d\Gamma}{d\varphi}C_{14}H_{30} + \\ +1,5\frac{d\Gamma}{d\varphi}C_3H_6 + 0,5\frac{d\Gamma}{d\varphi}CH_4 + \frac{d\Gamma}{d\varphi}C_2H_4 + \frac{o\Gamma}{d\varphi}C_2H_2\end{array}\right)\Big/6n,$$

6- $$\frac{d\Gamma}{d\varphi}C_2H_2 = \left(\begin{array}{l}\left(-K_{+6}C_{\Sigma}\Gamma_{H_2}\Gamma_{C_2H_2} + K_{-6}C_{\Sigma}\Gamma_{H_2}\Gamma_{\dot{C}_2H}\right) - 7\frac{d\Gamma}{d\varphi}C_{14}H_{30} - \\ -1,5\frac{d\Gamma}{d\varphi}C_3H_6 + 0,5\frac{d\Gamma}{d\varphi}CH_4 + \frac{d\Gamma}{d\varphi}C_2H_4\end{array}\right)\Big/6n,$$

7- $$\frac{d\Gamma}{d\varphi}H_2 = D'\left(K_{+7}\Gamma_{C_2H_2} + 0,5K_{+8}\Gamma_{\dot{C}_2H}\right)/6n,$$

8- $$D' = \frac{\left(10^{-3}P_{\Sigma}\Sigma_{\mu_4}\Gamma_i\cdot N\cdot F\cdot 10^4\right)}{\left(12\cdot 1,003\cdot G\cdot(\sigma - x)(\alpha_{com.}+1)\right)},$$

$$\Gamma_{\dot{C}_2H} = \left(1 - \sum_{i=1}^{8}\Gamma_i\right),$$

9- $$\frac{dN}{d\varphi} = \frac{10^4 P_{\Sigma}\cdot N''\cdot F}{1,033\cdot 6n}\cdot\left(K_{+7}\Gamma_{C_2H_2} + 0,5K_{+8}\Gamma_{\dot{C}_2H}\right)$$

10- $$\frac{dN}{d\varphi} = \frac{10^4 P_{\Sigma}\alpha_{\Pi}\cdot N''\cdot S_{ph.}}{6nRT(1+N_3)(1+N_1+N_2)}\left(\begin{array}{l}\Gamma_{O_2}(N_1''(1+2N_3)+2N_2(1+N_3)) + \\ +\Gamma_{CO_2}N_3(1+N''+N_2) + \Gamma_{H_2O}N_4\cdot \\ \cdot(1+0,5N_1+N_3)\end{array}\right),$$

11- $$\frac{dN}{d\varphi} = \frac{d\Gamma_i}{d\varphi}\cdot\frac{i}{x} + \Gamma_i\frac{1}{\sigma + x}\cdot\frac{d\sigma}{d\varphi} - \Gamma_i\frac{1}{\sigma - x}\cdot\frac{dx}{d\varphi},$$

© 2014 Global Journals Inc. (US)

Global Journal of Science Frontier Research: E
Interdiciplinary
Volume 14 Issue 1 Version 1.0 Year 2014
Type : Double Blind Peer Reviewed International Research Journal
Publisher: Global Journals Inc. (USA)
Online ISSN: 2249-4626 & Print ISSN: 0975-5896

Improvement of Systematic Process in Pharmaceutical Industry Applying Green Productivity on

By Mansournejad, Mona, Khezri, Seyed Mostafa & Nouri Jafar

Islamic Azad University Tehran, Iran

Abstract- By one year filed and librarian studies about awareness of green profit system's management it's been settled to notice about analysis of producing processes (producing pills, capsule, syrup), mount of loss and the position of them and amount of energy consume through producing.

According to achieved information amount of usage in sources such as (water, electricity and gas) has been measured and compared with indices of ministry of mines and industry. Results show that electricity consumption 75/3 percent, gas consumption was 12/6 percent and medicine and lass 5 percent more than defined indices.

Of course there has been found reduction in energy and consumed sources has as brilliant in fluency over production expenses studies has proved green profit system will be really important for the system of production, implementing green profit system in order to lessen loss and using different recycling and reusing will be really effective.

Keywords: green profit, medical industry, hakim pharmaceutics.

GJSFR-E Classification : FOR Code: 111599, 140209

IMPROVEMENT OF SYSTEMATICPROCESINPHARMACEUTICAL INDUSTRY APPLYINGGREENPRODUCTIVITY ON

Strictly as per the compliance and regulations of :

© 2014. Mansournejad, Mona, Khezri, Seyed Mostafa & Nouri Jafar. This is a research/review paper, distributed under the terms of the Creative Commons Attribution-Noncommercial 3.0 Unported License http://creativecommons.org/licenses/by-nc/3.0/), permitting all non commercial use, distribution, and reproduction in any medium, provided the original work is properly cited.

Improvement of Systematic Process in Pharmaceutical Industry Applying Green Productivity on

Mansournejad [α], Mona [σ], Khezri [ρ], Seyed Mostafa [ω] & Nouri Jafar [¥]

Abstract- By one year filed and librarian studies about awareness of green profit system's management it's been settled to notice about analysis of producing processes (producing pills, capsule, syrup), mount of loss and the position of them and amount of energy consume through producing.

According to achieved information amount of usage in sources such as (water, electricity and gas) has been measured and compared with indices of ministry of mines and industry. Results show that electricity consumption 75.3 percent, gas consumption was 12.6 percent and medicine and lass 5 percent more than defined indices.

Of course there has been found reduction in energy and consumed sources has as brilliant in fluency over production expenses studies has proved green profit system will be really important for the system of production, implementing green profit system in order to lessen loss and using different recycling and reusing will be really effective.

Keywords: green profit, medical industry, hakim pharmaceutics.

I. Introduction

Industrializing in developing countries has led loss production and pollution which have un compensable harms to environment of the world(1). One of the solutions in order to reduce or omit this loss is in their resource of production (10). according to statistics in our country 98 percent of industrial units of country have influency over pollution and due to shortage of having purification we are in need of billions rails for investment(5). This explanation was the first step of defining a national strategy toward warring prevention methods in producing pollutants and wished to find its stand in in stand development plan.

Green profit is a solution to exact determination of current situation, estimation of its distance to desired situation and presenting suggestions (6).

In this trend the base of activity is recognition of situation and problems about water, materials and energy consumption and stopping loss in quality and quantity. Then the industrial unit will benefit the maximum amount of its energy and material by minimizing pollution and loss making (1). This action will help the industries to improve their environmental activity and in the same time decrease their profit. Using this tool by neglecting production process is impossible, green profit is administrable in any industry but it's applying strategy is fixed for all cases.

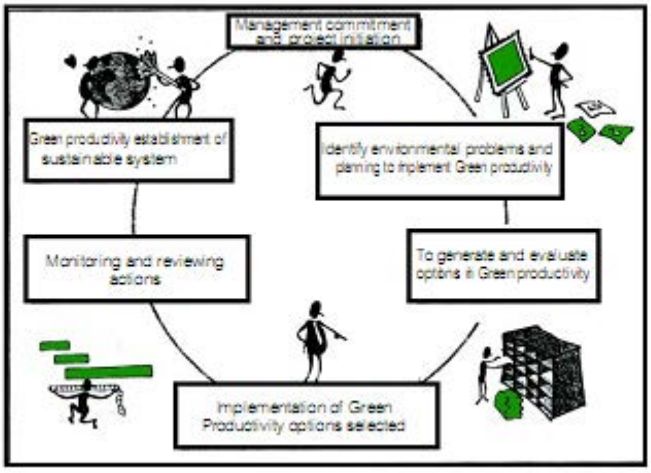

Pic 1: the main steps in methodology of Green productivity

Green profit will get special means with production. green production by minimum sources and the lowest amount of environmental pollution can produce high qualifical with reasonable price and long lasting life, of course all attempts are toward producing goods which are recyclable(6).

Green profit has prevention view which is a reaction to high financial expenses of pollution control methods. There is strong band between environment improvement and economical thrift due to green profit. It's why in industrial scientific communities this trend is seeking a change in technology (picture1) (2).

In order to improve green profit's movement in Asia and Oceania and all over the world. Asian profitability organization with co–operation of Philippine academy have help Apo universal conference in Manila, Philippine, 4-6 December 1996.

Acceptation of principals in Earth meeting based on stability of all aspects on total social

Author α σ: M.Sc., in Environmental Science - Islamic of Environment and Energy Sciences and Research Branch, Islamic Azad University Tehran, Iran. e-mail: monachi82@yahoo.com
Authors ρ ω: Associated professor, Department of Environment and Energy Sciences and Research Branch, Islamic Azad University Tehran, Iran. e-mail: khezri@sharif.adu
Author ¥: Professor, Department Of Environment and Energy Sciences and Research Branch, Islamic Azad University Tehran, Iran. e-mail:nourijafar@gmail.com

© 2014 Global Journals Inc. (US)

economical advancement of the whole world was the basic rule.

Being a ware of this fast about Asia and Oceania is the settlement of half of world's population(4), and economical improvement in recent years has caused progress in life situation of several people in those zones and also has made natural destroy of environment and loss in renewable resources(3).

So far medicine industry is one of competitor industries, so most plants and factories have no desire to several details about production process.

Reduction in loss of resources and recycle those losses will cause productivity increase, decrease in need of materials and energy and reduction in expenses of hazardous material management (9). There is hope the results of this research about green profit in medicinal industry become noticeable and been applied by managers and experts of this industry.

Green profit's indices are as follow:

- Reduction of pollutants
- Reduction of using resources.
- Reduction of energy consumption.
- Improving product process.

Decreasing high expenses of pollution control management among other researches clone in this filed we can call on:

- Thesis of MA called integration of green profit management in planning and management organization of Isfahan in 2005-2006 by Ms. Maryam Kermaniwhich its results show: one of the best ways to achieve 2.5 percent of economical growth in profit in implementing green management system of organizations and industries (2012, Author).
- M. A thesis named as analyzing the condition of green profit management in non – lucrative part (Aseman airlines) by Ms. Sahar AzarKamand that results show: applying green profit management will decrease energy consumption and there have been found several methods about environmental conditions:
- MA thesis named as committing loss in medicial industry in 2011 by Ms. Bahare Ghanbari which based on the results: reduction in departure of an industry can be achieved by changing products, vaw materials and organizational activities and its result has profits for medicinal companies, the basic aim of this article is measuring the possibility of fixing green profit management in Hakim pharmaceutics in Tehran. The companies activities:
- Through obeying environmental hints and keeping the right of other neighbor's the company has signed an agreement with one of known laboratories which their dauty is measuring gas, steam, dust and sound and sewage amount.
- Equipping the factory to noise management system and sewage purification system.
- Substitution diesel boiler Boiler with Gas boiler in agreement with energy consuming optimization.

The construction cost of sewage purification system for every 25 sq.m in 24 Hours was 1,000,000,000 IR RIs, and there is an annual cost of 100,000,000 RIs to maintain it safely .(Author,2012)

Apparently the concentration of gases and elements measured in chimney wail, was not more than permitted limit and has desired number in comparison with Job and social affair ministry standard.

The annual cost	Unit cost (Rial)	Environmental effectiveness	Measurable parameters	row
13842400	133100	Air	CO2	1
13842400	133100		SO2	2
13842400	133100		NOx	3
20763600	133100		Dust	4
1277760	53240	Water	BOD	5
191664	79860		COD	6
191664	79860		PH	7
255552	10648		TSS	8
191664	7986		TDS	9
1597200	66550		Oil	10
638880	26620		Heavy metal	11
12584000	-	Environmental Hearing	Sound level 50 m	12
12584000	121000		Sound level 100 m	13
93528160		Total		

© 2014 Global Journals Inc. (US)

II. Materials and Methods

This study has taken one year (Oct.2010-Sep.2011) in filed and librarian study style. Elements of green profit management considered in this study are as follow:

1. Total recognition of production processes.
2. Recognition and classification of medicinal or Non – medicinal loss made in each unit
3. Some methods for determining product loss medicinal or non – medicinal.
4. Measuring the amount of energy and resources usage.
5. Comparing usage amount with index of industry and mines ministry.
6. Defining and selecting green profit methods and preventing loss in production.
7. Presenting suggestions and solutions about reduction in water, electricity, energy usage and loss.

Then for implementing a comprehend practical plan in pharmaceutics company, recognition of producing process and pollution tracking was began in each unit.

III. Results

a) Hakim Pharmaceutics Company has concluded

i. *Outgoing chimney elements*

Results of sampling and measuring the total volume of outgoing elements and gases of different units of factory was considered in spring in Apr.2011 1390 which shows the amount in gas concentration and element wasn't more than authorized volume and has a desired position in comparison with other indices of environment conservation organization.

Considerations	The sampling and testing		Sampling	Name of the Industry	Row
	Unit of measure	Total particle concentration			
Lower limit	(mg/m^3)	16.5	The rate of ISOkinetic Sampling	Output dust stuck dragee (F182)	1
Lower limit	(mg/m^3)	19	The rate of ISOkinetic Sampling	Juice of 2 Unit Output (F145)	2
Lower limit	(mg/m^3)	21.7	The rate of ISOkinetic Sampling	Out of the mist visor cap (F042)	3
Lower limit	(mg/m^3)	17.5	The rate of ISOkinetic Sampling	Output wash room dragee (Fi48)	4
Lower limit	(mg/m^3)	18.6	The rate of ISOkinetic Sampling	Output wash room dragee (F185)	5
Lower limit	(mg/m^3)	15.3	The rate of ISOkinetic Sampling	Sai pill dust output 2 (F175)	6
Lower limit	(mg/m^3)	34	The rate of ISOkinetic Sampling	The output of the solid packaging UPS300(F068)	7
Lower limit	(mg/m^3)	19.5	The rate of ISOkinetic Sampling	Dust exhaust unit granules (F113)	8
Lower limit	(mg/m^3)	84	The rate of ISOkinetic Sampling	Mill dust output (F114)	9

IV. Voice

Based on gathered data of sampling in Day time it can be concluded that the mean of voice level wasn't higher than 65.2 Db and it is close to the permitted number defined by environment conservation organization. In night measurement also the same as what is shown in table 3, it is mentioned that at night the amount of voice in out door areas wasn't satis factory because the achieved mean was 56.8 Db which is higher them determined number of conservation organization (55 Db).

It's worth mentioning that those distributed voice were accompanied by street noise. So it can be assured that the real number will be lessen than it is measured in different indoor units of factory.

The amount of water usage in medicinal industry was different regarding their producing and it's mostly used in production, cleaning and washing, conditioning, hygienic and servicing usage. All in use water of factory added by drinking and producing is from Tehran in volume of 3 to 4 Tankers of 12000 liter.

Some of it will be purified by water makers (Anion – Kati on Filter) and the purified water is used in product – line for cleaning and constructing.

© 2014 Global Journals Inc. (US)

a) Used amount of water in factory

- Deionized water in production: 20000 to 30000 liter daily.
- Distilled water in production: ward 500 to1200 liter daily.
- Personal hygienic, bathing of personnel usage. 30000 liter daily.
- Water to be used for washing the floor. 2000 liter daily.
- Plant watering: 20 to 50 m^3 (Defends on the season and amount of rainfall in a year)
- Restaurant water usage: $5m^3$

Most of usage is in syrup manufacturing of the factory which is about 35 to 40.

Percent of daily use.

- Washing syrup bottles and vials (30000 to 35000 bottles)
- Machine washing
- Syrup filling

Also public usage (bathing, hygen) about 20% of water.

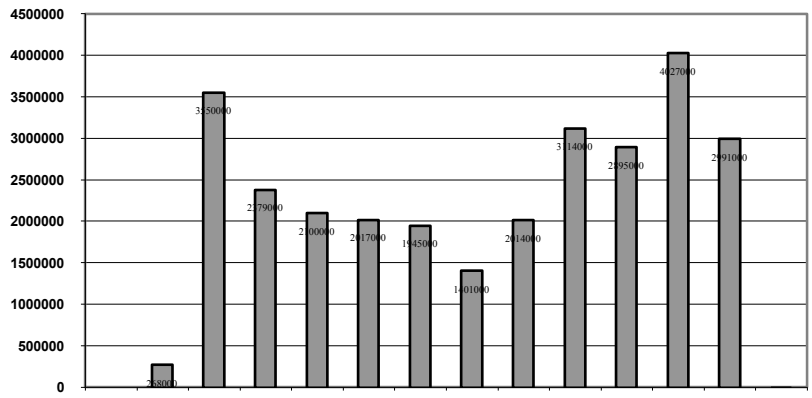

V. Energy

Factory's energy is used as lightening machines official equipment's, heating and cooling and, there hinds of daily applicationsuch as fuel of transport.

Machines and equipments of power usage, and information about the heating and cooling are drown in table 5.

Number	Power (kW)	System	Name System
4	340	Condensation	Chiller
3	35	Boiler	Radiator
$^{7}/_{10}$	$^{30}/_{80}$	Water/gas	Cooler
10	40	Aerator	Other

Regarding to substitution of gasoil boiler with gas boiler to optimizing energy usage and having dean fuel instead of fossil fuel, the gas of factory is optimized.

Regarding this substitution pollutant gases in chimney of boiler which are mostly CO, SO_2 will be purified respectively and are in standard line of environment organization.

© 2014 Global Journals Inc. (US)

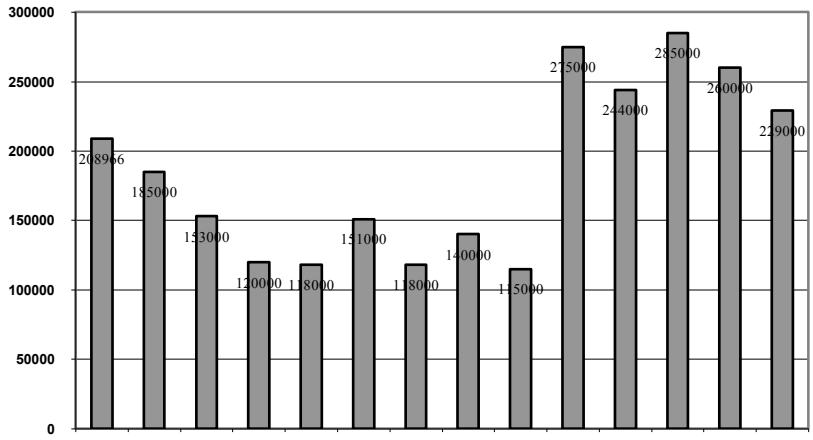

a) Most gas of factory is used in two parts

- Boiler, due to using warm water in various parts such as bathing and personal usage which is about to percent of total amount.
- Restaurant for cooking and dishwashing which is about 30 percent of total.

Totally results conclude that green profit management in Hakim pharmaceutics has made total reduction of 5% in drug eruption,75.3% for Elect Power, 12.6% for Gas and 35.2% for water.

VI. Discussion and Conclusion

Regarding harmful environmental disadvantages of high energy consumption and medicinal loss.

Green profit programs according to materials, energy and improvement of production process has made loss manufacturing and in the other hand rule making and administration of principals has stepped toward economical and social profitability, according to various processes of medicinal plants large amount of energy and water is wasted, energy is consumed by power generators, transports, and much water usage in washing units and solid, semi – solid and liquid manufacturing lines. Also series of loss and damages such as expired medicine, medicinal packs, blisters, tubes, glass and ext are mode.

In past, medicinal wastes were buried with home mode and urban wastes but nowadays by noticeable attention toward hygen and environment, there has been managerial plans and laws determined, nationally and internationally to consider these cases.

According to indices of industry and mines ministry, the amount of water consumption is 48046 m^3, while the factory usage is 31113 annually which is 16933 m^3 less than the index.

Based on the current consumption of factory, 2598966 kw/h is 1116266 kw/h (75/3%) more than the index of ministry. (1482700).

According to the factory indices about gas consuming it is using 7413521 m^3, while Hakim pharmaceutics factory uses 837274 annually which is 12/6% or 93753m^3 more than determined index.

The company has applied following solutions to be balanced with real amount of authorized consumption.

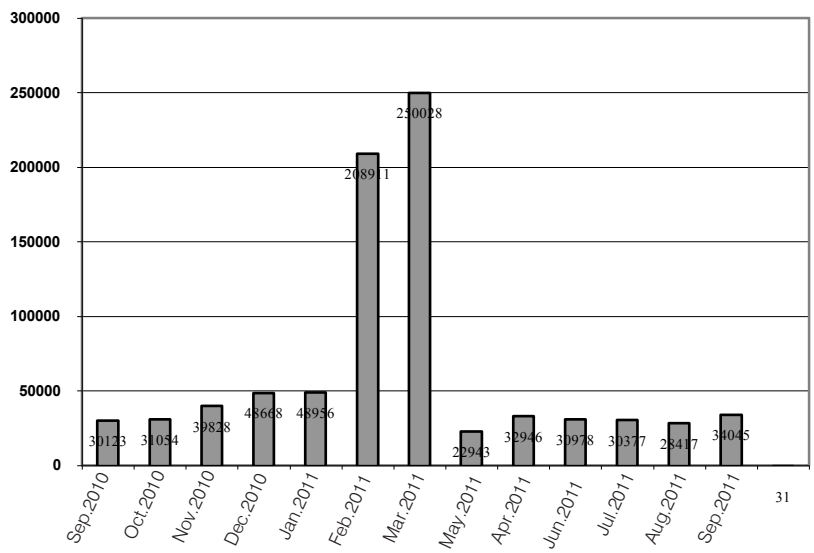

© 2014 Global Journals Inc. (US)

a) Water reduction solutions

- Using waste water of abashing glasses and salon
- Using the last washing step as the prewash step of next cycle.
- Reusing waste water of air conditioning systems or boilers in the case of being non – pollutant to wash saloon floor or returning to process.

b) Power reduction solutions

- Perfect canals insulation.
- On time servicing and monitoring.
- Washing the steam pot in order to lessen. The sediments and lessen gas consumption.
- Adding heating pump in order to turning law head to high heat.

References Références Referencias

1. Asian productivity organization, 2005
2. Asian productivity organization, Hand book on Green productivity, second printing, 2006
3. Asian productivity organization, 2007
4. Atri, Shide, environment magazine, No.39, 2003
5. Ghanbari, bahareh, Master of Science thesis, 2011
6. Mardan, saeid, Familiarity with Green Productivity in industry, 2007
7. Ministry of Industries and Mines, Department of Industrial Development, Office of Statistics and Information, 2009
8. Report sensing emissions Pharmaceutical Factory, Zistsepehr Co., 2011
9. U.S Environmental protection agency Cincinnati, ohio. Guides to pollution preventation. Epa
10. www.athomopson.co.uk/content/waste.Thompso

© 2014 Global Journals Inc. (US)

Global Journals Inc. (US) Guidelines Handbook 2014

www.GlobalJournals.org

FELLOWS

FELLOW OF ASSOCIATION OF RESEARCH SOCIETY IN SCIENCE (FARSS)

Global Journals Incorporate (USA) is accredited by Open Association of Research Society (OARS), U.S.A and in turn, awards "FARSS" title to individuals. The 'FARSS' title is accorded to a selected professional after the approval of the Editor-in-Chief/Editorial Board Members/Dean.

- The "FARSS" is a dignified title which is accorded to a person's name viz. Dr. John E. Hall, Ph.D., FARSS or William Walldroff, M.S., FARSS.

FARSS accrediting is an honor. It authenticates your research activities. After recognition as FARSB, you can add 'FARSS' title with your name as you use this recognition as additional suffix to your status. This will definitely enhance and add more value and repute to your name. You may use it on your professional Counseling Materials such as CV, Resume, and Visiting Card etc.

The following benefits can be availed by you only for next three years from the date of certification:

FARSS designated members are entitled to avail a 40% discount while publishing their research papers (of a single author) with Global Journals Incorporation (USA), if the same is accepted by Editorial Board/Peer Reviewers. If you are a main author or co-author in case of multiple authors, you will be entitled to avail discount of 10%.

Once FARSB title is accorded, the Fellow is authorized to organize a symposium/seminar/conference on behalf of Global Journal Incorporation (USA). The Fellow can also participate in conference/seminar/symposium organized by another institution as representative of Global Journal. In both the cases, it is mandatory for him to discuss with us and obtain our consent.

You may join as member of the Editorial Board of Global Journals Incorporation (USA) after successful completion of three years as Fellow and as Peer Reviewer. In addition, it is also desirable that you should organize seminar/symposium/conference at least once.

We shall provide you intimation regarding launching of e-version of journal of your stream time to time.This may be utilized in your library for the enrichment of knowledge of your students as well as it can also be helpful for the concerned faculty members.

The FARSS can go through standards of OARS. You can also play vital role if you have any suggestions so that proper amendment can take place to improve the same for the benefit of entire research community.

As FARSS, you will be given a renowned, secure and free professional email address with 100 GB of space e.g. johnhall@globaljournals.org. This will include Webmail, Spam Assassin, Email Forwarders,Auto-Responders, Email Delivery Route tracing, etc.

The FARSS will be eligible for a free application of standardization of their researches. Standardization of research will be subject to acceptability within stipulated norms as the next step after publishing in a journal. We shall depute a team of specialized research professionals who will render their services for elevating your researches to next higher level, which is worldwide open standardization.

The FARSS member can apply for grading and certification of standards of their educational and Institutional Degrees to Open Association of Research, Society U.S.A. Once you are designated as FARSS, you may send us a scanned copy of all of your credentials. OARS will verify, grade and certify them. This will be based on your academic records, quality of research papers published by you, and some more criteria. After certification of all your credentials by OARS, they will be published on your Fellow Profile link on website https://associationofresearch.org which will be helpful to upgrade the dignity.

The FARSS members can avail the benefits of free research podcasting in Global Research Radio with their research documents. After publishing the work, (including published elsewhere worldwide with proper authorization) you can upload your research paper with your recorded voice or you can utilize chargeable services of our professional RJs to record your paper in their voice on request.

The FARSS member also entitled to get the benefits of free research podcasting of their research documents through video clips. We can also streamline your conference videos and display your slides/ online slides and online research video clips at reasonable charges, on request.

© Copyright by Global Journals Inc.(US)| Guidelines Handbook

The FARSS is eligible to earn from sales proceeds of his/her researches/reference/review Books or literature, while publishing with Global Journals. The FARSS can decide whether he/she would like to publish his/her research in a closed manner. In this case, whenever readers purchase that individual research paper for reading, maximum 60% of its profit earned as royalty by Global Journals, will be credited to his/her bank account. The entire entitled amount will be credited to his/her bank account exceeding limit of minimum fixed balance. There is no minimum time limit for collection. The FARSS member can decide its price and we can help in making the right decision.

The FARSS member is eligible to join as a paid peer reviewer at Global Journals Incorporation (USA) and can get remuneration of 15% of author fees, taken from the author of a respective paper. After reviewing 5 or more papers you can request to transfer the amount to your bank account.

MEMBER OF ASSOCIATION OF RESEARCH SOCIETY IN SCIENCE (MARSS)

The ' MARSS ' title is accorded to a selected professional after the approval of the Editor-in-Chief / Editorial Board Members/Dean.

The “MARSS” is a dignified ornament which is accorded to a person’s name viz. Dr. John E. Hall, Ph.D., MARSS or William Walldroff, M.S., MARSS.

MARSS accrediting is an honor. It authenticates your research activities. After becoming MARSS, you can add 'MARSS' title with your name as you use this recognition as additional suffix to your status. This will definitely enhance and add more value and repute to your name. You may use it on your professional Counseling Materials such as CV, Resume, Visiting Card and Name Plate etc.

The following benefitscan be availed by you only for next three years from the date of certification.

MARSS designated members are entitled to avail a 25% discount while publishing their research papers (of a single author) in Global Journals Inc., if the same is accepted by our Editorial Board and Peer Reviewers. If you are a main author or co-author of a group of authors, you will get discount of 10%.

As MARSS, you will be given a renowned, secure and free professional email address with 30 GB of space e.g. johnhall@globaljournals.org. This will include Webmail, Spam Assassin, Email Forwarders,Auto-Responders, Email Delivery Route tracing, etc.

We shall provide you intimation regarding launching of e-version of journal of your stream time to time.This may be utilized in your library for the enrichment of knowledge of your students as well as it can also be helpful for the concerned faculty members.

The MARSS member can apply for approval, grading and certification of standards of their educational and Institutional Degrees to Open Association of Research, Society U.S.A.

Once you are designated as MARSS, you may send us a scanned copy of all of your credentials. OARS will verify, grade and certify them. This will be based on your academic records, quality of research papers published by you, and some more criteria.

It is mandatory to read all terms and conditions carefully.

Auxiliary Memberships

Institutional Fellow of Global Journals Incorporation (USA)-OARS (USA)

Global Journals Incorporation (USA) is accredited by Open Association of Research Society, U.S.A (OARS) and in turn, affiliates research institutions as "Institutional Fellow of Open Association of Research Society" (IFOARS).

The "FARSC" is a dignified title which is accorded to a person's name viz. Dr. John E. Hall, Ph.D., FARSC or William Walldroff, M.S., FARSC.

The IFOARS institution is entitled to form a Board comprised of one Chairperson and three to five board members preferably from different streams. The Board will be recognized as "Institutional Board of Open Association of Research Society"-(IBOARS).

The Institute will be entitled to following benefits:

The IBOARS can initially review research papers of their institute and recommend them to publish with respective journal of Global Journals. It can also review the papers of other institutions after obtaining our consent. The second review will be done by peer reviewer of Global Journals Incorporation (USA) The Board is at liberty to appoint a peer reviewer with the approval of chairperson after consulting us.

The author fees of such paper may be waived off up to 40%.

The Global Journals Incorporation (USA) at its discretion can also refer double blind peer reviewed paper at their end to the board for the verification and to get recommendation for final stage of acceptance of publication.

The IBOARS can organize symposium/seminar/conference in their country on behalf of Global Journals Incorporation (USA)-OARS (USA). The terms and conditions can be discussed separately.

The Board can also play vital role by exploring and giving valuable suggestions regarding the Standards of "Open Association of Research Society, U.S.A (OARS)" so that proper amendment can take place for the benefit of entire research community. We shall provide details of particular standard only on receipt of request from the Board.

The board members can also join us as Individual Fellow with 40% discount on total fees applicable to Individual Fellow. They will be entitled to avail all the benefits as declared. Please visit Individual Fellow-sub menu of GlobalJournals.org to have more relevant details.

We shall provide you intimation regarding launching of e-version of journal of your stream time to time. This may be utilized in your library for the enrichment of knowledge of your students as well as it can also be helpful for the concerned faculty members.

After nomination of your institution as "Institutional Fellow" and constantly functioning successfully for one year, we can consider giving recognition to your institute to function as Regional/Zonal office on our behalf.
The board can also take up the additional allied activities for betterment after our consultation.

The following entitlements are applicable to individual Fellows:

Open Association of Research Society, U.S.A (OARS) By-laws states that an individual Fellow may use the designations as applicable, or the corresponding initials. The Credentials of individual Fellow and Associate designations signify that the individual has gained knowledge of the fundamental concepts. One is magnanimous and proficient in an expertise course covering the professional code of conduct, and follows recognized standards of practice.

Open Association of Research Society (US)/ Global Journals Incorporation (USA), as described in Corporate Statements, are educational, research publishing and professional membership organizations. Achieving our individual Fellow or Associate status is based mainly on meeting stated educational research requirements.

Disbursement of 40% Royalty earned through Global Journals : Researcher = 50%, Peer Reviewer = 37.50%, Institution = 12.50% E.g. Out of 40%, the 20% benefit should be passed on to researcher, 15 % benefit towards remuneration should be given to a reviewer and remaining 5% is to be retained by the institution.

We shall provide print version of 12 issues of any three journals [as per your requirement] out of our 38 journals worth $ 2376 USD.

Other:

The individual Fellow and Associate designations accredited by Open Association of Research Society (US) credentials signify guarantees following achievements:

- The professional accredited with Fellow honor, is entitled to various benefits viz. name, fame, honor, regular flow of income, secured bright future, social status etc.

- In addition to above, if one is single author, then entitled to 40% discount on publishing research paper and can get 10%discount if one is co-author or main author among group of authors.
- The Fellow can organize symposium/seminar/conference on behalf of Global Journals Incorporation (USA) and he/she can also attend the same organized by other institutes on behalf of Global Journals.
- The Fellow can become member of Editorial Board Member after completing 3yrs.
- The Fellow can earn 60% of sales proceeds from the sale of reference/review books/literature/publishing of research paper.
- Fellow can also join as paid peer reviewer and earn 15% remuneration of author charges and can also get an opportunity to join as member of the Editorial Board of Global Journals Incorporation (USA)
- • This individual has learned the basic methods of applying those concepts and techniques to common challenging situations. This individual has further demonstrated an in–depth understanding of the application of suitable techniques to a particular area of research practice.

Note :

"

- In future, if the board feels the necessity to change any board member, the same can be done with the consent of the chairperson along with anyone board member without our approval.
- In case, the chairperson needs to be replaced then consent of 2/3rd board members are required and they are also required to jointly pass the resolution copy of which should be sent to us. In such case, it will be compulsory to obtain our approval before replacement.
- In case of "Difference of Opinion [if any]" among the Board members, our decision will be final and binding to everyone. "

Process of submission of Research Paper

The Area or field of specialization may or may not be of any category as mentioned in 'Scope of Journal' menu of the GlobalJournals.org website. There are 37 Research Journal categorized with Six parental Journals GJCST, GJMR, GJRE, GJMBR, GJSFR, GJHSS. For Authors should prefer the mentioned categories. There are three widely used systems UDC, DDC and LCC. The details are available as 'Knowledge Abstract' at Home page. The major advantage of this coding is that, the research work will be exposed to and shared with all over the world as we are being abstracted and indexed worldwide.

The paper should be in proper format. The format can be downloaded from first page of 'Author Guideline' Menu. The Author is expected to follow the general rules as mentioned in this menu. The paper should be written in MS-Word Format (*.DOC,*.DOCX).

The Author can submit the paper either online or offline. The authors should prefer online submission.Online Submission: There are three ways to submit your paper:

(A) (I) First, register yourself using top right corner of Home page then Login. If you are already registered, then login using your username and password.

(II) Choose corresponding Journal.

(III) Click 'Submit Manuscript'. Fill required information and Upload the paper.

(B) If you are using Internet Explorer, then Direct Submission through Homepage is also available.

(C) If these two are not conveninet , and then email the paper directly to dean@globaljournals.org.

Offline Submission: Author can send the typed form of paper by Post. However, online submission should be preferred.

Preferred Author Guidelines

MANUSCRIPT STYLE INSTRUCTION (Must be strictly followed)

Page Size: 8.27" X 11'"

- Left Margin: 0.65
- Right Margin: 0.65
- Top Margin: 0.75
- Bottom Margin: 0.75
- Font type of all text should be Swis 721 Lt BT.
- Paper Title should be of Font Size 24 with one Column section.
- Author Name in Font Size of 11 with one column as of Title.
- Abstract Font size of 9 Bold, "Abstract" word in Italic Bold.
- Main Text: Font size 10 with justified two columns section
- Two Column with Equal Column with of 3.38 and Gaping of .2
- First Character must be three lines Drop capped.
- Paragraph before Spacing of 1 pt and After of 0 pt.
- Line Spacing of 1 pt
- Large Images must be in One Column
- Numbering of First Main Headings (Heading 1) must be in Roman Letters, Capital Letter, and Font Size of 10.
- Numbering of Second Main Headings (Heading 2) must be in Alphabets, Italic, and Font Size of 10.

You can use your own standard format also.
Author Guidelines:

1. General,

2. Ethical Guidelines,

3. Submission of Manuscripts,

4. Manuscript's Category,

5. Structure and Format of Manuscript,

6. After Acceptance.

1. GENERAL

Before submitting your research paper, one is advised to go through the details as mentioned in following heads. It will be beneficial, while peer reviewer justify your paper for publication.

Scope

The Global Journals Inc. (US) welcome the submission of original paper, review paper, survey article relevant to the all the streams of Philosophy and knowledge. The Global Journals Inc. (US) is parental platform for Global Journal of Computer Science and Technology, Researches in Engineering, Medical Research, Science Frontier Research, Human Social Science, Management, and Business organization. The choice of specific field can be done otherwise as following in Abstracting and Indexing Page on this Website. As the all Global

Journals Inc. (US) are being abstracted and indexed (in process) by most of the reputed organizations. Topics of only narrow interest will not be accepted unless they have wider potential or consequences.

2. ETHICAL GUIDELINES

Authors should follow the ethical guidelines as mentioned below for publication of research paper and research activities.

Papers are accepted on strict understanding that the material in whole or in part has not been, nor is being, considered for publication elsewhere. If the paper once accepted by Global Journals Inc. (US) and Editorial Board, will become the copyright of the Global Journals Inc. (US).

Authorship: The authors and coauthors should have active contribution to conception design, analysis and interpretation of findings. They should critically review the contents and drafting of the paper. All should approve the final version of the paper before submission

The Global Journals Inc. (US) follows the definition of authorship set up by the Global Academy of Research and Development. According to the Global Academy of R&D authorship, criteria must be based on:

1) Substantial contributions to conception and acquisition of data, analysis and interpretation of the findings.

2) Drafting the paper and revising it critically regarding important academic content.

3) Final approval of the version of the paper to be published.

All authors should have been credited according to their appropriate contribution in research activity and preparing paper. Contributors who do not match the criteria as authors may be mentioned under Acknowledgement.

Acknowledgements: Contributors to the research other than authors credited should be mentioned under acknowledgement. The specifications of the source of funding for the research if appropriate can be included. Suppliers of resources may be mentioned along with address.

Appeal of Decision: The Editorial Board's decision on publication of the paper is final and cannot be appealed elsewhere.

Permissions: It is the author's responsibility to have prior permission if all or parts of earlier published illustrations are used in this paper.

Please mention proper reference and appropriate acknowledgements wherever expected.

If all or parts of previously published illustrations are used, permission must be taken from the copyright holder concerned. It is the author's responsibility to take these in writing.

Approval for reproduction/modification of any information (including figures and tables) published elsewhere must be obtained by the authors/copyright holders before submission of the manuscript. Contributors (Authors) are responsible for any copyright fee involved.

3. SUBMISSION OF MANUSCRIPTS

Manuscripts should be uploaded via this online submission page. The online submission is most efficient method for submission of papers, as it enables rapid distribution of manuscripts and consequently speeds up the review procedure. It also enables authors to know the status of their own manuscripts by emailing us. Complete instructions for submitting a paper is available below.

Manuscript submission is a systematic procedure and little preparation is required beyond having all parts of your manuscript in a given format and a computer with an Internet connection and a Web browser. Full help and instructions are provided on-screen. As an author, you will be prompted for login and manuscript details as Field of Paper and then to upload your manuscript file(s) according to the instructions.

To avoid postal delays, all transaction is preferred by e-mail. A finished manuscript submission is confirmed by e-mail immediately and your paper enters the editorial process with no postal delays. When a conclusion is made about the publication of your paper by our Editorial Board, revisions can be submitted online with the same procedure, with an occasion to view and respond to all comments.

Complete support for both authors and co-author is provided.

4. MANUSCRIPT'S CATEGORY

Based on potential and nature, the manuscript can be categorized under the following heads:

Original research paper: Such papers are reports of high-level significant original research work.

Review papers: These are concise, significant but helpful and decisive topics for young researchers.

Research articles: These are handled with small investigation and applications

Research letters: The letters are small and concise comments on previously published matters.

5.STRUCTURE AND FORMAT OF MANUSCRIPT

The recommended size of original research paper is less than seven thousand words, review papers fewer than seven thousands words also.Preparation of research paper or how to write research paper, are major hurdle, while writing manuscript. The research articles and research letters should be fewer than three thousand words, the structure original research paper; sometime review paper should be as follows:

Papers: These are reports of significant research (typically less than 7000 words equivalent, including tables, figures, references), and comprise:

(a)Title should be relevant and commensurate with the theme of the paper.

(b) A brief Summary, "Abstract" (less than 150 words) containing the major results and conclusions.

(c) Up to ten keywords, that precisely identifies the paper's subject, purpose, and focus.

(d) An Introduction, giving necessary background excluding subheadings; objectives must be clearly declared.

(e) Resources and techniques with sufficient complete experimental details (wherever possible by reference) to permit repetition; sources of information must be given and numerical methods must be specified by reference, unless non-standard.

(f) Results should be presented concisely, by well-designed tables and/or figures; the same data may not be used in both; suitable statistical data should be given. All data must be obtained with attention to numerical detail in the planning stage. As reproduced design has been recognized to be important to experiments for a considerable time, the Editor has decided that any paper that appears not to have adequate numerical treatments of the data will be returned un-refereed;

(g) Discussion should cover the implications and consequences, not just recapitulating the results; conclusions should be summarizing.

(h) Brief Acknowledgements.

(i) References in the proper form.

Authors should very cautiously consider the preparation of papers to ensure that they communicate efficiently. Papers are much more likely to be accepted, if they are cautiously designed and laid out, contain few or no errors, are summarizing, and be conventional to the approach and instructions. They will in addition, be published with much less delays than those that require much technical and editorial correction.

The Editorial Board reserves the right to make literary corrections and to make suggestions to improve briefness.

It is vital, that authors take care in submitting a manuscript that is written in simple language and adheres to published guidelines.

Format

Language: The language of publication is UK English. Authors, for whom English is a second language, must have their manuscript efficiently edited by an English-speaking person before submission to make sure that, the English is of high excellence. It is preferable, that manuscripts should be professionally edited.

Standard Usage, Abbreviations, and Units: Spelling and hyphenation should be conventional to The Concise Oxford English Dictionary. Statistics and measurements should at all times be given in figures, e.g. 16 min, except for when the number begins a sentence. When the number does not refer to a unit of measurement it should be spelt in full unless, it is 160 or greater.

Abbreviations supposed to be used carefully. The abbreviated name or expression is supposed to be cited in full at first usage, followed by the conventional abbreviation in parentheses.

Metric SI units are supposed to generally be used excluding where they conflict with current practice or are confusing. For illustration, 1.4 l rather than 1.4 × 10-3 m3, or 4 mm somewhat than 4 × 10-3 m. Chemical formula and solutions must identify the form used, e.g. anhydrous or hydrated, and the concentration must be in clearly defined units. Common species names should be followed by underlines at the first mention. For following use the generic name should be constricted to a single letter, if it is clear.

Structure

All manuscripts submitted to Global Journals Inc. (US), ought to include:

Title: The title page must carry an instructive title that reflects the content, a running title (less than 45 characters together with spaces), names of the authors and co-authors, and the place(s) wherever the work was carried out. The full postal address in addition with the e-mail address of related author must be given. Up to eleven keywords or very brief phrases have to be given to help data retrieval, mining and indexing.

Abstract, used in Original Papers and Reviews:

Optimizing Abstract for Search Engines

Many researchers searching for information online will use search engines such as Google, Yahoo or similar. By optimizing your paper for search engines, you will amplify the chance of someone finding it. This in turn will make it more likely to be viewed and/or cited in a further work. Global Journals Inc. (US) have compiled these guidelines to facilitate you to maximize the web-friendliness of the most public part of your paper.

Key Words

A major linchpin in research work for the writing research paper is the keyword search, which one will employ to find both library and Internet resources.

One must be persistent and creative in using keywords. An effective keyword search requires a strategy and planning a list of possible keywords and phrases to try.

Search engines for most searches, use Boolean searching, which is somewhat different from Internet searches. The Boolean search uses "operators," words (and, or, not, and near) that enable you to expand or narrow your affords. Tips for research paper while preparing research paper are very helpful guideline of research paper.

Choice of key words is first tool of tips to write research paper. Research paper writing is an art.A few tips for deciding as strategically as possible about keyword search:

- One should start brainstorming lists of possible keywords before even begin searching. Think about the most important concepts related to research work. Ask, "What words would a source have to include to be truly valuable in research paper?" Then consider synonyms for the important words.
- It may take the discovery of only one relevant paper to let steer in the right keyword direction because in most databases, the keywords under which a research paper is abstracted are listed with the paper.
- One should avoid outdated words.

Keywords are the key that opens a door to research work sources. Keyword searching is an art in which researcher's skills are bound to improve with experience and time.

Numerical Methods: Numerical methods used should be clear and, where appropriate, supported by references.

Acknowledgements: Please make these as concise as possible.

References

References follow the Harvard scheme of referencing. References in the text should cite the authors' names followed by the time of their publication, unless there are three or more authors when simply the first author's name is quoted followed by et al. unpublished work has to only be cited where necessary, and only in the text. Copies of references in press in other journals have to be supplied with submitted typescripts. It is necessary that all citations and references be carefully checked before submission, as mistakes or omissions will cause delays.

References to information on the World Wide Web can be given, but only if the information is available without charge to readers on an official site. Wikipedia and Similar websites are not allowed where anyone can change the information. Authors will be asked to make available electronic copies of the cited information for inclusion on the Global Journals Inc. (US) homepage at the judgment of the Editorial Board.

The Editorial Board and Global Journals Inc. (US) recommend that, citation of online-published papers and other material should be done via a DOI (digital object identifier). If an author cites anything, which does not have a DOI, they run the risk of the cited material not being noticeable.

The Editorial Board and Global Journals Inc. (US) recommend the use of a tool such as Reference Manager for reference management and formatting.

Tables, Figures and Figure Legends

Tables: Tables should be few in number, cautiously designed, uncrowned, and include only essential data. Each must have an Arabic number, e.g. Table 4, a self-explanatory caption and be on a separate sheet. Vertical lines should not be used.

Figures: Figures are supposed to be submitted as separate files. Always take in a citation in the text for each figure using Arabic numbers, e.g. Fig. 4. Artwork must be submitted online in electronic form by e-mailing them.

Preparation of Electronic Figures for Publication

Even though low quality images are sufficient for review purposes, print publication requires high quality images to prevent the final product being blurred or fuzzy. Submit (or e-mail) EPS (line art) or TIFF (halftone/photographs) files only. MS PowerPoint and Word Graphics are unsuitable for printed pictures. Do not use pixel-oriented software. Scans (TIFF only) should have a resolution of at least 350 dpi (halftone) or 700 to 1100 dpi (line drawings) in relation to the imitation size. Please give the data for figures in black and white or submit a Color Work Agreement Form. EPS files must be saved with fonts embedded (and with a TIFF preview, if possible).

For scanned images, the scanning resolution (at final image size) ought to be as follows to ensure good reproduction: line art: >650 dpi; halftones (including gel photographs) : >350 dpi; figures containing both halftone and line images: >650 dpi.

Color Charges: It is the rule of the Global Journals Inc. (US) for authors to pay the full cost for the reproduction of their color artwork. Hence, please note that, if there is color artwork in your manuscript when it is accepted for publication, we would require you to complete and return a color work agreement form before your paper can be published.

Figure Legends: Self-explanatory legends of all figures should be incorporated separately under the heading 'Legends to Figures'. In the full-text online edition of the journal, figure legends may possibly be truncated in abbreviated links to the full screen version. Therefore, the first 100 characters of any legend should notify the reader, about the key aspects of the figure.

6. AFTER ACCEPTANCE

Upon approval of a paper for publication, the manuscript will be forwarded to the dean, who is responsible for the publication of the Global Journals Inc. (US).

6.1 Proof Corrections

The corresponding author will receive an e-mail alert containing a link to a website or will be attached. A working e-mail address must therefore be provided for the related author.

Acrobat Reader will be required in order to read this file. This software can be downloaded

(Free of charge) from the following website:

www.adobe.com/products/acrobat/readstep2.html. This will facilitate the file to be opened, read on screen, and printed out in order for any corrections to be added. Further instructions will be sent with the proof.

Proofs must be returned to the dean at dean@globaljournals.org within three days of receipt.

As changes to proofs are costly, we inquire that you only correct typesetting errors. All illustrations are retained by the publisher. Please note that the authors are responsible for all statements made in their work, including changes made by the copy editor.

6.2 Early View of Global Journals Inc. (US) (Publication Prior to Print)

The Global Journals Inc. (US) are enclosed by our publishing's Early View service. Early View articles are complete full-text articles sent in advance of their publication. Early View articles are absolute and final. They have been completely reviewed, revised and edited for publication, and the authors' final corrections have been incorporated. Because they are in final form, no changes can be made after sending them. The nature of Early View articles means that they do not yet have volume, issue or page numbers, so Early View articles cannot be cited in the conventional way.

6.3 Author Services

Online production tracking is available for your article through Author Services. Author Services enables authors to track their article - once it has been accepted - through the production process to publication online and in print. Authors can check the status of their articles online and choose to receive automated e-mails at key stages of production. The authors will receive an e-mail with a unique link that enables them to register and have their article automatically added to the system. Please ensure that a complete e-mail address is provided when submitting the manuscript.

6.4 Author Material Archive Policy

Please note that if not specifically requested, publisher will dispose off hardcopy & electronic information submitted, after the two months of publication. If you require the return of any information submitted, please inform the Editorial Board or dean as soon as possible.

6.5 Offprint and Extra Copies

A PDF offprint of the online-published article will be provided free of charge to the related author, and may be distributed according to the Publisher's terms and conditions. Additional paper offprint may be ordered by emailing us at: editor@globaljournals.org .

Before start writing a good quality Computer Science Research Paper, let us first understand what is Computer Science Research Paper? So, Computer Science Research Paper is the paper which is written by professionals or scientists who are associated to Computer Science and Information Technology, or doing research study in these areas. If you are novel to this field then you can consult about this field from your supervisor or guide.

TECHNIQUES FOR WRITING A GOOD QUALITY RESEARCH PAPER:

1. Choosing the topic: In most cases, the topic is searched by the interest of author but it can be also suggested by the guides. You can have several topics and then you can judge that in which topic or subject you are finding yourself most comfortable. This can be done by asking several questions to yourself, like Will I be able to carry our search in this area? Will I find all necessary recourses to accomplish the search? Will I be able to find all information in this field area? If the answer of these types of questions will be "Yes" then you can choose that topic. In most of the cases, you may have to conduct the surveys and have to visit several places because this field is related to Computer Science and Information Technology. Also, you may have to do a lot of work to find all rise and falls regarding the various data of that subject. Sometimes, detailed information plays a vital role, instead of short information.

2. Evaluators are human: First thing to remember that evaluators are also human being. They are not only meant for rejecting a paper. They are here to evaluate your paper. So, present your Best.

3. Think Like Evaluators: If you are in a confusion or getting demotivated that your paper will be accepted by evaluators or not, then think and try to evaluate your paper like an Evaluator. Try to understand that what an evaluator wants in your research paper and automatically you will have your answer.

4. Make blueprints of paper: The outline is the plan or framework that will help you to arrange your thoughts. It will make your paper logical. But remember that all points of your outline must be related to the topic you have chosen.

5. Ask your Guides: If you are having any difficulty in your research, then do not hesitate to share your difficulty to your guide (if you have any). They will surely help you out and resolve your doubts. If you can't clarify what exactly you require for your work then ask the supervisor to help you with the alternative. He might also provide you the list of essential readings.

6. Use of computer is recommended: As you are doing research in the field of Computer Science, then this point is quite obvious.

7. Use right software: Always use good quality software packages. If you are not capable to judge good software then you can lose quality of your paper unknowingly. There are various software programs available to help you, which you can get through Internet.

8. Use the Internet for help: An excellent start for your paper can be by using the Google. It is an excellent search engine, where you can have your doubts resolved. You may also read some answers for the frequent question how to write my research paper or find model research paper. From the internet library you can download books. If you have all required books make important reading selecting and analyzing the specified information. Then put together research paper sketch out.

9. Use and get big pictures: Always use encyclopedias, Wikipedia to get pictures so that you can go into the depth.

10. Bookmarks are useful: When you read any book or magazine, you generally use bookmarks, right! It is a good habit, which helps to not to lose your continuity. You should always use bookmarks while searching on Internet also, which will make your search easier.

11. Revise what you wrote: When you write anything, always read it, summarize it and then finalize it.

12. Make all efforts: Make all efforts to mention what you are going to write in your paper. That means always have a good start. Try to mention everything in introduction, that what is the need of a particular research paper. Polish your work by good skill of writing and always give an evaluator, what he wants.

13. Have backups: When you are going to do any important thing like making research paper, you should always have backup copies of it either in your computer or in paper. This will help you to not to lose any of your important.

14. Produce good diagrams of your own: Always try to include good charts or diagrams in your paper to improve quality. Using several and unnecessary diagrams will degrade the quality of your paper by creating "hotchpotch." So always, try to make and include those diagrams, which are made by your own to improve readability and understandability of your paper.

15. Use of direct quotes: When you do research relevant to literature, history or current affairs then use of quotes become essential but if study is relevant to science then use of quotes is not preferable.

16. Use proper verb tense: Use proper verb tenses in your paper. Use past tense, to present those events that happened. Use present tense to indicate events that are going on. Use future tense to indicate future happening events. Use of improper and wrong tenses will confuse the evaluator. Avoid the sentences that are incomplete.

17. Never use online paper: If you are getting any paper on Internet, then never use it as your research paper because it might be possible that evaluator has already seen it or maybe it is outdated version.

18. Pick a good study spot: To do your research studies always try to pick a spot, which is quiet. Every spot is not for studies. Spot that suits you choose it and proceed further.

19. Know what you know: Always try to know, what you know by making objectives. Else, you will be confused and cannot achieve your target.

20. Use good quality grammar: Always use a good quality grammar and use words that will throw positive impact on evaluator. Use of good quality grammar does not mean to use tough words, that for each word the evaluator has to go through dictionary. Do not start sentence with a conjunction. Do not fragment sentences. Eliminate one-word sentences. Ignore passive voice. Do not ever use a big word when a diminutive one would suffice. Verbs have to be in agreement with their subjects. Prepositions are not expressions to finish sentences with. It is incorrect to ever divide an infinitive. Avoid clichés like the disease. Also, always shun irritating alliteration. Use language that is simple and straight forward. put together a neat summary.

21. Arrangement of information: Each section of the main body should start with an opening sentence and there should be a changeover at the end of the section. Give only valid and powerful arguments to your topic. You may also maintain your arguments with records.

22. Never start in last minute: Always start at right time and give enough time to research work. Leaving everything to the last minute will degrade your paper and spoil your work.

23. Multitasking in research is not good: Doing several things at the same time proves bad habit in case of research activity. Research is an area, where everything has a particular time slot. Divide your research work in parts and do particular part in particular time slot.

24. Never copy others' work: Never copy others' work and give it your name because if evaluator has seen it anywhere you will be in trouble.

25. Take proper rest and food: No matter how many hours you spend for your research activity, if you are not taking care of your health then all your efforts will be in vain. For a quality research, study is must, and this can be done by taking proper rest and food.

26. Go for seminars: Attend seminars if the topic is relevant to your research area. Utilize all your resources.

27. Refresh your mind after intervals: Try to give rest to your mind by listening to soft music or by sleeping in intervals. This will also improve your memory.

28. Make colleagues: Always try to make colleagues. No matter how sharper or intelligent you are, if you make colleagues you can have several ideas, which will be helpful for your research.

29. Think technically: Always think technically. If anything happens, then search its reasons, its benefits, and demerits.

30. Think and then print: When you will go to print your paper, notice that tables are not be split, headings are not detached from their descriptions, and page sequence is maintained.

31. Adding unnecessary information: Do not add unnecessary information, like, I have used MS Excel to draw graph. Do not add irrelevant and inappropriate material. These all will create superfluous. Foreign terminology and phrases are not apropos. One should NEVER take a broad view. Analogy in script is like feathers on a snake. Not at all use a large word when a very small one would be sufficient. Use words properly, regardless of how others use them. Remove quotations. Puns are for kids, not grunt readers. Amplification is a billion times of inferior quality than sarcasm.

32. Never oversimplify everything: To add material in your research paper, never go for oversimplification. This will definitely irritate the evaluator. Be more or less specific. Also too, by no means, ever use rhythmic redundancies. Contractions aren't essential and shouldn't be there used. Comparisons are as terrible as clichés. Give up ampersands and abbreviations, and so on. Remove commas, that are, not necessary. Parenthetical words however should be together with this in commas. Understatement is all the time the complete best way to put onward earth-shaking thoughts. Give a detailed literary review.

33. Report concluded results: Use concluded results. From raw data, filter the results and then conclude your studies based on measurements and observations taken. Significant figures and appropriate number of decimal places should be used. Parenthetical remarks are prohibitive. Proofread carefully at final stage. In the end give outline to your arguments. Spot out perspectives of further study of this subject. Justify your conclusion by at the bottom of them with sufficient justifications and examples.

34. After conclusion: Once you have concluded your research, the next most important step is to present your findings. Presentation is extremely important as it is the definite medium though which your research is going to be in print to the rest of the crowd. Care should be taken to categorize your thoughts well and present them in a logical and neat manner. A good quality research paper format is essential because it serves to highlight your research paper and bring to light all necessary aspects in your research.

Informal Guidelines of Research Paper Writing

Key points to remember:

- Submit all work in its final form.
- Write your paper in the form, which is presented in the guidelines using the template.
- Please note the criterion for grading the final paper by peer-reviewers.

Final Points:

A purpose of organizing a research paper is to let people to interpret your effort selectively. The journal requires the following sections, submitted in the order listed, each section to start on a new page.

The introduction will be compiled from reference matter and will reflect the design processes or outline of basis that direct you to make study. As you will carry out the process of study, the method and process section will be constructed as like that. The result segment will show related statistics in nearly sequential order and will direct the reviewers next to the similar intellectual paths throughout the data that you took to carry out your study. The discussion section will provide understanding of the data and projections as to the implication of the results. The use of good quality references all through the paper will give the effort trustworthiness by representing an alertness of prior workings.

Writing a research paper is not an easy job no matter how trouble-free the actual research or concept. Practice, excellent preparation, and controlled record keeping are the only means to make straightforward the progression.

General style:

Specific editorial column necessities for compliance of a manuscript will always take over from directions in these general guidelines.

To make a paper clear

· Adhere to recommended page limits

Mistakes to evade

- Insertion a title at the foot of a page with the subsequent text on the next page
- Separating a table/chart or figure - impound each figure/table to a single page
- Submitting a manuscript with pages out of sequence

In every sections of your document

· Use standard writing style including articles ("a", "the," etc.)

· Keep on paying attention on the research topic of the paper

· Use paragraphs to split each significant point (excluding for the abstract)

· Align the primary line of each section

· Present your points in sound order

· Use present tense to report well accepted

· Use past tense to describe specific results

· Shun familiar wording, don't address the reviewer directly, and don't use slang, slang language, or superlatives

· Shun use of extra pictures - include only those figures essential to presenting results

Title Page:

Choose a revealing title. It should be short. It should not have non-standard acronyms or abbreviations. It should not exceed two printed lines. It should include the name(s) and address (es) of all authors.

Abstract:

The summary should be two hundred words or less. It should briefly and clearly explain the key findings reported in the manuscript--must have precise statistics. It should not have abnormal acronyms or abbreviations. It should be logical in itself. Shun citing references at this point.

An abstract is a brief distinct paragraph summary of finished work or work in development. In a minute or less a reviewer can be taught the foundation behind the study, common approach to the problem, relevant results, and significant conclusions or new questions.

Write your summary when your paper is completed because how can you write the summary of anything which is not yet written? Wealth of terminology is very essential in abstract. Yet, use comprehensive sentences and do not let go readability for briefness. You can maintain it succinct by phrasing sentences so that they provide more than lone rationale. The author can at this moment go straight to shortening the outcome. Sum up the study, with the subsequent elements in any summary. Try to maintain the initial two items to no more than one ruling each.

- Reason of the study - theory, overall issue, purpose
- Fundamental goal
- To the point depiction of the research
- Consequences, including definite statistics - if the consequences are quantitative in nature, account quantitative data; results of any numerical analysis should be reported
- Significant conclusions or questions that track from the research(es)

Approach:

- Single section, and succinct
- As a outline of job done, it is always written in past tense
- A conceptual should situate on its own, and not submit to any other part of the paper such as a form or table
- Center on shortening results - bound background information to a verdict or two, if completely necessary
- What you account in an conceptual must be regular with what you reported in the manuscript
- Exact spelling, clearness of sentences and phrases, and appropriate reporting of quantities (proper units, important statistics) are just as significant in an abstract as they are anywhere else

Introduction:

The **Introduction** should "introduce" the manuscript. The reviewer should be presented with sufficient background information to be capable to comprehend and calculate the purpose of your study without having to submit to other works. The basis for the study should be offered. Give most important references but shun difficult to make a comprehensive appraisal of the topic. In the introduction, describe the problem visibly. If the problem is not acknowledged in a logical, reasonable way, the reviewer will have no attention in your result. Speak in common terms about techniques used to explain the problem, if needed, but do not present any particulars about the protocols here. Following approach can create a valuable beginning:

- Explain the value (significance) of the study
- Shield the model - why did you employ this particular system or method? What is its compensation? You strength remark on its appropriateness from a abstract point of vision as well as point out sensible reasons for using it.
- Present a justification. Status your particular theory (es) or aim(s), and describe the logic that led you to choose them.
- Very for a short time explain the tentative propose and how it skilled the declared objectives.

Approach:

- Use past tense except for when referring to recognized facts. After all, the manuscript will be submitted after the entire job is done.
- Sort out your thoughts; manufacture one key point with every section. If you make the four points listed above, you will need a least of four paragraphs.

- Present surroundings information only as desirable in order hold up a situation. The reviewer does not desire to read the whole thing you know about a topic.
- Shape the theory/purpose specifically - do not take a broad view.
- As always, give awareness to spelling, simplicity and correctness of sentences and phrases.

Procedures (Methods and Materials):

This part is supposed to be the easiest to carve if you have good skills. A sound written Procedures segment allows a capable scientist to replacement your results. Present precise information about your supplies. The suppliers and clarity of reagents can be helpful bits of information. Present methods in sequential order but linked methodologies can be grouped as a segment. Be concise when relating the protocols. Attempt for the least amount of information that would permit another capable scientist to spare your outcome but be cautious that vital information is integrated. The use of subheadings is suggested and ought to be synchronized with the results section. When a technique is used that has been well described in another object, mention the specific item describing a way but draw the basic principle while stating the situation. The purpose is to text all particular resources and broad procedures, so that another person may use some or all of the methods in one more study or referee the scientific value of your work. It is not to be a step by step report of the whole thing you did, nor is a methods section a set of orders.

Materials:

- Explain materials individually only if the study is so complex that it saves liberty this way.
- Embrace particular materials, and any tools or provisions that are not frequently found in laboratories.
- Do not take in frequently found.
- If use of a definite type of tools.
- Materials may be reported in a part section or else they may be recognized along with your measures.

Methods:

- Report the method (not particulars of each process that engaged the same methodology)
- Describe the method entirely
- To be succinct, present methods under headings dedicated to specific dealings or groups of measures
- Simplify - details how procedures were completed not how they were exclusively performed on a particular day.
- If well known procedures were used, account the procedure by name, possibly with reference, and that's all.

Approach:

- It is embarrassed or not possible to use vigorous voice when documenting methods with no using first person, which would focus the reviewer's interest on the researcher rather than the job. As a result when script up the methods most authors use third person passive voice.
- Use standard style in this and in every other part of the paper - avoid familiar lists, and use full sentences.

What to keep away from

- Resources and methods are not a set of information.
- Skip all descriptive information and surroundings - save it for the argument.
- Leave out information that is immaterial to a third party.

Results:

The principle of a results segment is to present and demonstrate your conclusion. Create this part a entirely objective details of the outcome, and save all understanding for the discussion.

The page length of this segment is set by the sum and types of data to be reported. Carry on to be to the point, by means of statistics and tables, if suitable, to present consequences most efficiently.You must obviously differentiate material that would usually be incorporated in a study editorial from any unprocessed data or additional appendix matter that would not be available. In fact, such matter should not be submitted at all except requested by the instructor.

Content

- Sum up your conclusion in text and demonstrate them, if suitable, with figures and tables.
- In manuscript, explain each of your consequences, point the reader to remarks that are most appropriate.
- Present a background, such as by describing the question that was addressed by creation an exacting study.
- Explain results of control experiments and comprise remarks that are not accessible in a prescribed figure or table, if appropriate.
- Examine your data, then prepare the analyzed (transformed) data in the form of a figure (graph), table, or in manuscript form.

What to stay away from

- Do not discuss or infer your outcome, report surroundings information, or try to explain anything.
- Not at all, take in raw data or intermediate calculations in a research manuscript.
- Do not present the similar data more than once.
- Manuscript should complement any figures or tables, not duplicate the identical information.
- Never confuse figures with tables - there is a difference.

Approach

- As forever, use past tense when you submit to your results, and put the whole thing in a reasonable order.
- Put figures and tables, appropriately numbered, in order at the end of the report
- If you desire, you may place your figures and tables properly within the text of your results part.

Figures and tables

- If you put figures and tables at the end of the details, make certain that they are visibly distinguished from any attach appendix materials, such as raw facts
- Despite of position, each figure must be numbered one after the other and complete with subtitle
- In spite of position, each table must be titled, numbered one after the other and complete with heading
- All figure and table must be adequately complete that it could situate on its own, divide from text

Discussion:

The Discussion is expected the trickiest segment to write and describe. A lot of papers submitted for journal are discarded based on problems with the Discussion. There is no head of state for how long a argument should be. Position your understanding of the outcome visibly to lead the reviewer through your conclusions, and then finish the paper with a summing up of the implication of the study. The purpose here is to offer an understanding of your results and hold up for all of your conclusions, using facts from your research and generally accepted information, if suitable. The implication of result should be visibly described. Infer your data in the conversation in suitable depth. This means that when you clarify an observable fact you must explain mechanisms that may account for the observation. If your results vary from your prospect, make clear why that may have happened. If your results agree, then explain the theory that the proof supported. It is never suitable to just state that the data approved with prospect, and let it drop at that.

- Make a decision if each premise is supported, discarded, or if you cannot make a conclusion with assurance. Do not just dismiss a study or part of a study as "uncertain."
- Research papers are not acknowledged if the work is imperfect. Draw what conclusions you can based upon the results that you have, and take care of the study as a finished work
- You may propose future guidelines, such as how the experiment might be personalized to accomplish a new idea.
- Give details all of your remarks as much as possible, focus on mechanisms.
- Make a decision if the tentative design sufficiently addressed the theory, and whether or not it was correctly restricted.
- Try to present substitute explanations if sensible alternatives be present.
- One research will not counter an overall question, so maintain the large picture in mind, where do you go next? The best studies unlock new avenues of study. What questions remain?
- Recommendations for detailed papers will offer supplementary suggestions.

Approach:

- When you refer to information, differentiate data generated by your own studies from available information
- Submit to work done by specific persons (including you) in past tense.
- Submit to generally acknowledged facts and main beliefs in present tense.

Administration Rules Listed Before Submitting Your Research Paper to Global Journals Inc. (US)

Please carefully note down following rules and regulation before submitting your Research Paper to Global Journals Inc. (US):

Segment Draft and Final Research Paper: You have to strictly follow the template of research paper. If it is not done your paper may get rejected.

- The **major constraint** is that you must independently make all content, tables, graphs, and facts that are offered in the paper. You must write each part of the paper wholly on your own. The Peer-reviewers need to identify your own perceptive of the concepts in your own terms. NEVER extract straight from any foundation, and never rephrase someone else's analysis.

- Do not give permission to anyone else to "PROOFREAD" your manuscript.

- Methods to avoid Plagiarism is applied by us on every paper, if found guilty, you will be blacklisted by all of our collaborated research groups, your institution will be informed for this and strict legal actions will be taken immediately.)
- To guard yourself and others from possible illegal use please do not permit anyone right to use to your paper and files.

Criterion for Grading a Research Paper (Compilation) by Global Journals Inc. (US)

Please note that following table is only a Grading of "Paper Compilation" and not on "Performed/Stated Research" whose grading solely depends on Individual Assigned Peer Reviewer and Editorial Board Member. These can be available only on request and after decision of Paper. This report will be the property of Global Journals Inc. (US).

Topics	Grades		
	A-B	**C-D**	**E-F**
Abstract	Clear and concise with appropriate content, Correct format. 200 words or below	Unclear summary and no specific data, Incorrect form Above 200 words	No specific data with ambiguous information Above 250 words
Introduction	Containing all background details with clear goal and appropriate details, flow specification, no grammar and spelling mistake, well organized sentence and paragraph, reference cited	Unclear and confusing data, appropriate format, grammar and spelling errors with unorganized matter	Out of place depth and content, hazy format
Methods and Procedures	Clear and to the point with well arranged paragraph, precision and accuracy of facts and figures, well organized subheads	Difficult to comprehend with embarrassed text, too much explanation but completed	Incorrect and unorganized structure with hazy meaning
Result	Well organized, Clear and specific, Correct units with precision, correct data, well structuring of paragraph, no grammar and spelling mistake	Complete and embarrassed text, difficult to comprehend	Irregular format with wrong facts and figures
Discussion	Well organized, meaningful specification, sound conclusion, logical and concise explanation, highly structured paragraph reference cited	Wordy, unclear conclusion, spurious	Conclusion is not cited, unorganized, difficult to comprehend
References	Complete and correct format, well organized	Beside the point, Incomplete	Wrong format and structuring

Index

A

Abashingglasses · I
Axillobrachiopalmar · 1, 2, 3, 4, 5, 6

C

Cogeneration · 17, 19, 20, 21
Cyclopentane · 28
Conceptualisations · 8

E

Enhancement · 11
Exponential · 9, 10, 13, 14
Etsako · 31, 33, 35, 37, 38

G

Gymnnogyps · 18

K

Kleptoparasitism · 22, 29

L

Lammergeiers · 22, 24

F

Fadama · 12

O

Okitipupa · 7, 8, 9, 10, 11, 12, 13, 14, 15, 17

S

Shaoxing · 10
Sacroramphus · 18
Schistosomaisis · 31, 36
Serageldin · 40, 46

T

Taipower · 17, 19, 20, 21, 22, 23, 24, 25, 26

V

Vulnerabilities · 6, 7

save our planet

Global Journal of Science Frontier Research

Visit us on the Web at www.GlobalJournals.org | www.JournalofScience.org
or email us at helpdesk@globaljournals.org

ISSN 9755896

© Global Journals